

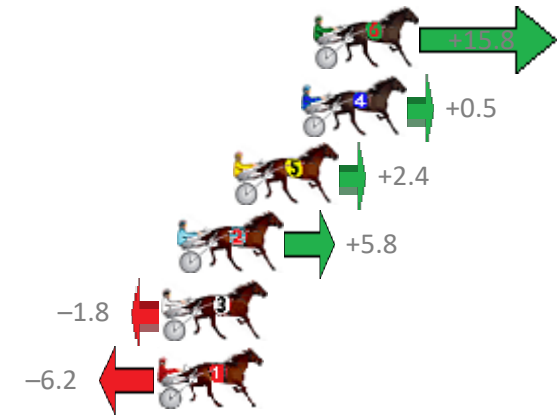
# ALBION PARK Race 1 Distance 1660m

Tuesday, 12 September 2017

Gross Time: 2:00.30 MileRate: 1:56.60 LeadTime: 3.50s First Qtr: 28.60s Second Qtr: 31.60s Third Qtr: 28.40s Fourth Qtr: 28.20s

No	Horse	Plc	Margin	Time	800Time (W)	400 Time (W)
6	NEWMERELLA SHARKIE	1	0.0m	2:00.30	55.48s (1)	27.52s (2)
4	ROCKNROLL AMBER	2	0.5m	2:00.34	56.56s (1)	28.16s (1)
5	TUESDAYS FELLA	3	3.2m	2:00.53	56.43s (1)	28.03s (1)
2	TAP IT IN	4	5.4m	2:00.68	56.19s (1)	27.86s (1)
3	MIRACLESDOAPPEN	5	6.0m	2:00.72	56.73s (0)	28.33s (0)
1	GOT THE GOODS	6	6.2m	2:00.74	57.04s (0)	28.64s (0)

Finish Position and metres gained from 800m



Trots Sectionals  
 Powered by  
[www.pjdata.com.au](http://www.pjdata.com.au)  
 Home of PJ Trots Analyser



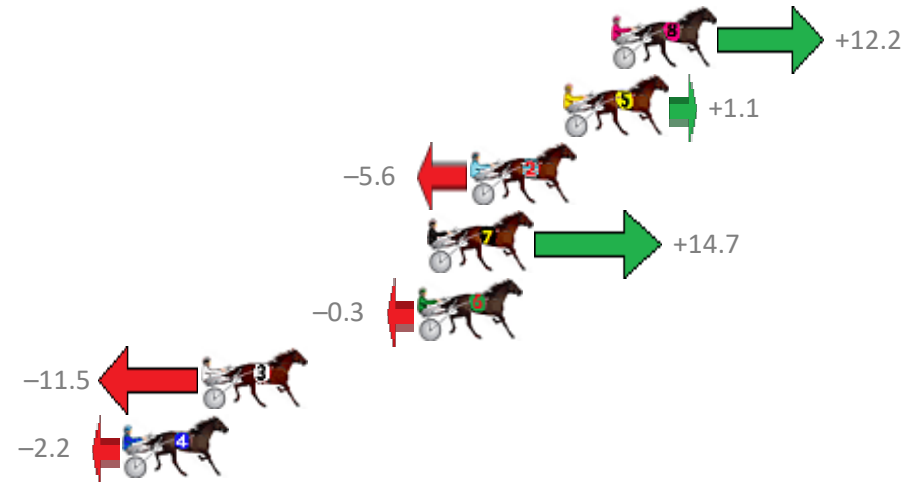
# ALBION PARK Race 2 Distance 1660m

Tuesday, 12 September 2017

Gross Time: 1:58.40 MileRate: 1:54.80 LeadTime: 3.40s First Qtr: 28.10s Second Qtr: 29.90s Third Qtr: 28.00s Fourth Qtr: 29.00s

No	Horse	Plc	Margin	Time	800Time (W)	400 Time (W)
8	LIVING GRAND	1	0.0m	1:58.40	56.13s (1)	28.48s (2)
5	ILIKEMILLIE	2	1.9m	1:58.54	56.92s (1)	29.05s (1)
2	JUSTATIC	3	5.6m	1:58.81	57.40s (0)	29.41s (0)
7	CIRCLE LINE	4	7.3m	1:58.93	55.95s (1)	27.95s (1)
6	DONNY JONES	5	7.7m	1:58.96	57.02s (1)	29.11s (1)
3	LOTS MORE GRINS	6	16.3m	1:59.58	57.82s (0)	29.75s (0)
4	GLENBURN RED	7	19.4m	1:59.81	57.16s (1)	29.22s (0)

Finish Position and metres gained from 800m



Trots Sectionals  
 Powered by  
[www.pjdata.com.au](http://www.pjdata.com.au)  
 Home of PJ Trots Analyser



The Racing Queensland Board (trading as Racing Queensland) and provider are not responsible for the completeness or accuracy of any of the information contained herein, and makes no representations about its suitability for any purpose.

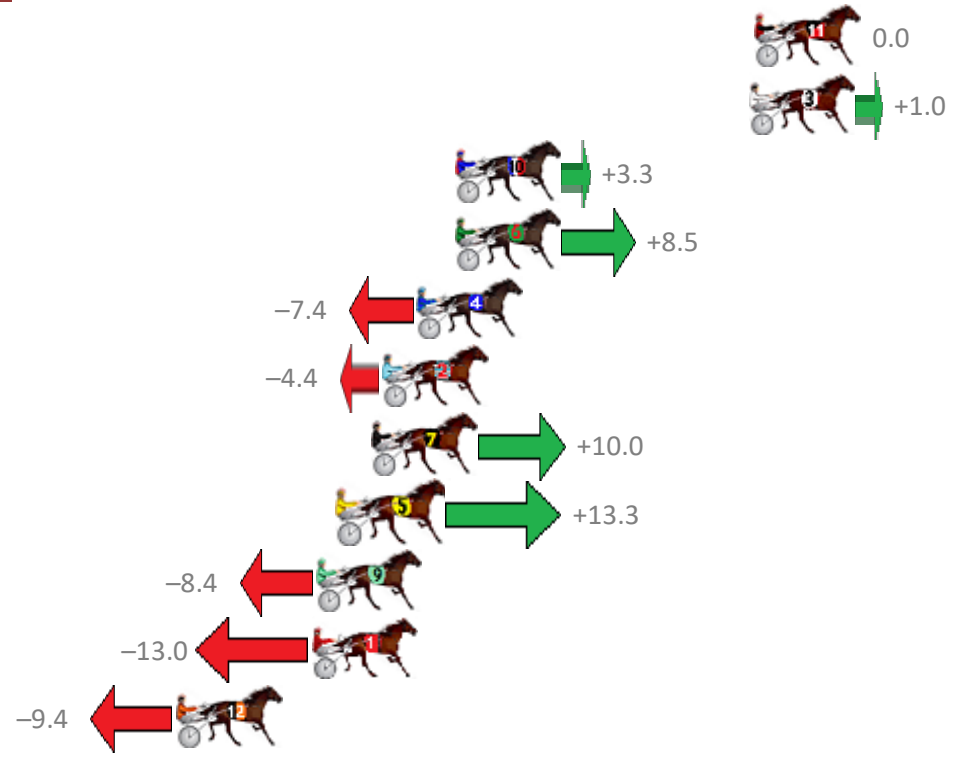
# ALBION PARK Race 3 Distance 1660m

Tuesday, 12 September 2017

Gross Time: 1:59.70 MileRate: 1:56.10 LeadTime: 3.60s First Qtr: 28.20s Second Qtr: 31.60s Third Qtr: 29.20s Fourth Qtr: 27.10s

No	Horse	Plc	Margin	Time	800Time (W)	400 Time (W)
11	BODHI TREE	1	0.0m	1:59.70	56.30s (0)	27.10s (0)
3	FRANCO TOTEM	2	0.2m	1:59.71	56.23s (1)	27.09s (1)
10	ALL AFTER ME	3	11.9m	2:00.51	56.07s (1)	27.38s (2)
6	SACHE GIRL	4	11.9m	2:00.51	55.70s (1)	27.08s (2)
4	RAZEN TROUBLE	5	13.4m	2:00.61	56.82s (1)	27.60s (1)
2	BLAZING VC	6	14.8m	2:00.70	56.61s (1)	27.38s (1)
7	JACK HAMMER	7	15.2m	2:00.73	55.60s (1)	26.94s (2)
5	DOMESTIC ART	8	16.5m	2:00.82	55.36s (1)	26.92s (1)
9	SUBTLE DELIGHT	9	17.4m	2:00.88	56.89s (0)	27.63s (0)
1	HEAVENS HINT	10	17.6m	2:00.89	57.21s (0)	27.93s (0)
12	MONKSEATON	11	23.0m	2:01.26	56.96s (0)	27.66s (0)

Finish Position and metres gained from 800m



Trots Sectionals  
 Powered by  
[www.pjdata.com.au](http://www.pjdata.com.au)  
 Home of PJ Trots Analyser



The Racing Queensland Board (trading as Racing Queensland) and provider are not responsible for the completeness or accuracy of any of the information contained herein, and makes no representations about its suitability for any purpose.

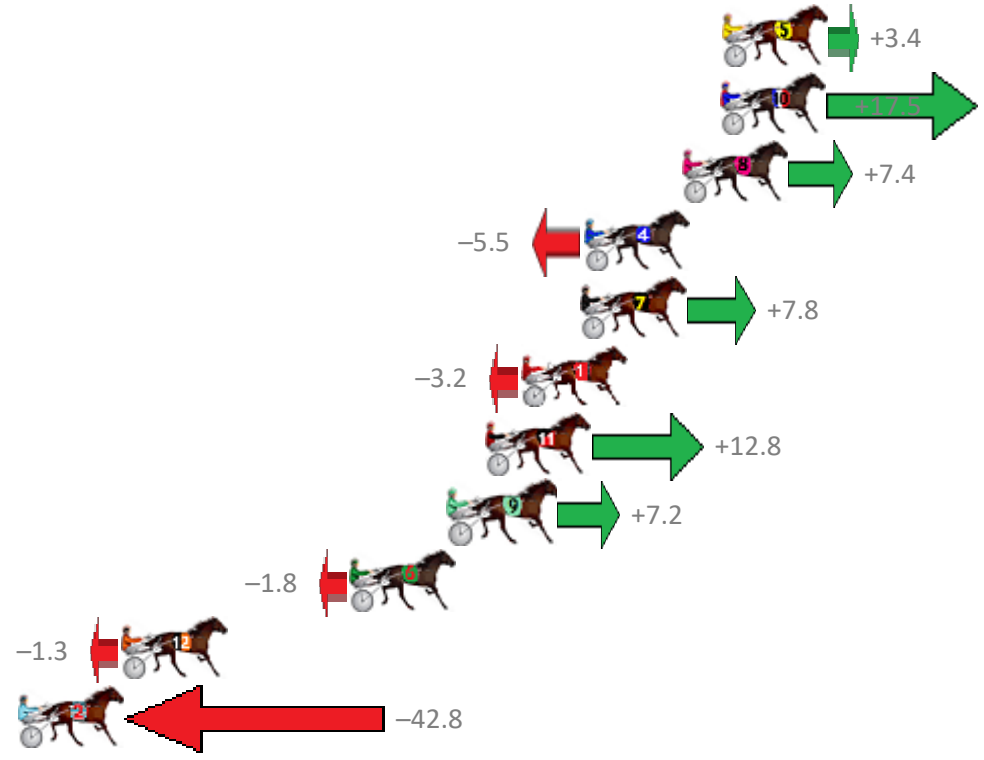
# ALBION PARK Race 4 Distance 1660m

Tuesday, 12 September 2017

Gross Time: 1:59.50 MileRate: 1:55.80 LeadTime: 3.60s First Qtr: 27.80s Second Qtr: 31.90s Third Qtr: 28.70s Fourth Qtr: 27.50s

No	Horse	Plc	Margin	Time	800Time (W)	400 Time (W)
5	FIRE AND ICE	1	0.0m	1:59.50	55.96s (1)	27.50s (1)
10	SIR SEMPER FIDELIS	2	0.1m	1:59.51	54.97s (2)	27.42s (2)
8	THATS HOW WEROLL	3	1.6m	1:59.61	55.68s (0)	27.02s (1)
4	FON IDEAL	4	5.5m	1:59.88	56.59s (0)	27.78s (0)
7	GOTTA GO RALPHIE	5	5.6m	1:59.89	55.65s (0)	26.98s (0)
1	MASTER MONTANA	6	8.0m	2:00.05	56.42s (0)	27.64s (0)
11	EARL JUJON	7	9.4m	2:00.15	55.30s (2)	27.65s (2)
9	THE HARLEM HAMMER	8	10.8m	2:00.24	55.69s (0)	26.99s (0)
6	BALLATOR THOR	9	14.8m	2:00.52	56.33s (1)	27.23s (2)
12	SHERKHAN	10	23.9m	2:01.14	56.29s (1)	28.25s (2)
2	RED CASTLE WARRIOR	11	51.0m	2:03.01	59.21s (1)	29.92s (1)

Finish Position and metres gained from 800m



Trots Sectionals  
 Powered by  
[www.pjdata.com.au](http://www.pjdata.com.au)  
 Home of PJ Trots Analyser



The Racing Queensland Board (trading as Racing Queensland) and provider are not responsible for the completeness or accuracy of any of the information contained herein, and makes no representations about its suitability for any purpose.

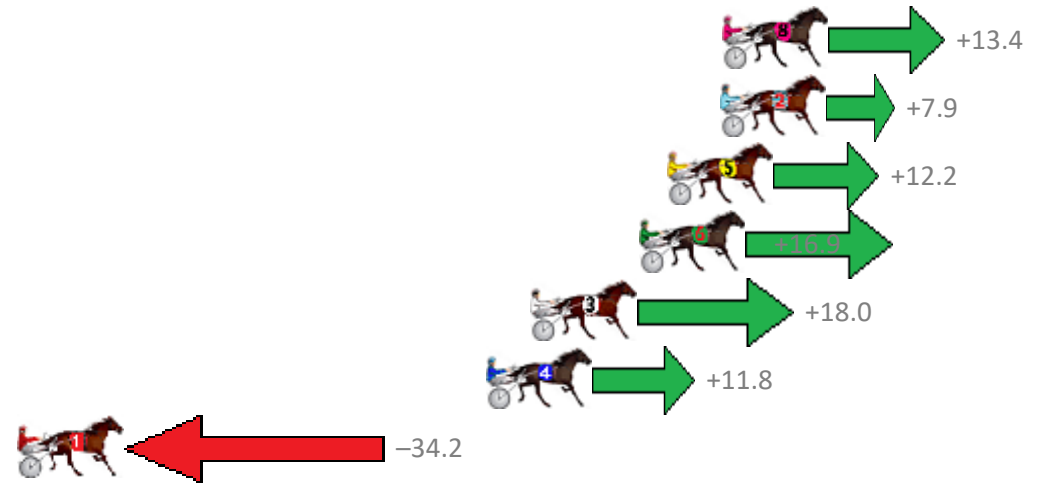
# ALBION PARK Race 5 Distance 1119m

Tuesday, 12 September 2017

Gross Time: 1:16.60 MileRate: 1:50.10 LeadTime: 0.00s First Qtr: 0.00s Second Qtr: 0.00s Third Qtr: 28.90s Fourth Qtr: 27.90s

No	Horse	Plc	Margin	Time	800Time (W)	400 Time (W)
8	THE SHADY ONE	1	0.0m	1:16.60	55.85s (1)	27.59s (1)
2	OUTLAW FELLA	2	0.1m	1:16.61	56.24s (1)	27.91s (1)
5	MURANO	3	2.2m	1:16.75	55.93s (2)	27.90s (2)
6	GOODTIME STRIDE	4	3.3m	1:16.83	55.60s (1)	27.66s (2)
3	CORPORAL LUNA	5	7.6m	1:17.13	55.52s (2)	27.69s (0)
4	RIVERLEIGH ROCKET	6	9.4m	1:17.26	55.96s (2)	27.86s (1)
1	FIERY BLUE CHIP	7	34.2m	1:18.99	59.23s (0)	30.10s (0)

Finish Position and metres gained from 800m



Trots Sectionals  
 Powered by  
[www.pjdata.com.au](http://www.pjdata.com.au)  
 Home of PJ Trots Analyser



The Racing Queensland Board (trading as Racing Queensland) and provider are not responsible for the completeness or accuracy of any of the information contained herein, and makes no representations about its suitability for any purpose.


# ALBION PARK Race 6 Distance 1660m

Tuesday, 12 September 2017

Gross Time: 2:00.30 MileRate: 1:56.70 LeadTime: 3.50s First Qtr: 28.40s Second Qtr: 31.90s Third Qtr: 29.20s Fourth Qtr: 27.30s

No Horse	Plc	Margin	Time	800Time (W)	400 Time (W)
6 WITH AUTHORITY	1	0.0m	2:00.30	55.96s (1)	26.84s (2)
1 TOP TRIO	2	0.8m	2:00.35	56.23s (0)	27.03s (0)
2 ROCKNROLLHIGHLIGHT	3	3.1m	2:00.51	56.72s (0)	27.51s (0)
8 HARD TO HEAR	4	4.1m	2:00.58	56.17s (0)	26.95s (0)
3 OASIS DREAM	5	6.4m	2:00.74	56.74s (1)	27.44s (1)
5 BRONZE ECSTASY	6	10.6m	2:01.02	56.03s (1)	26.81s (1)
9 GLOWING COURAGE	7	10.7m	2:01.03	56.32s (0)	27.06s (0)
4 PRECIOUS CULLEN	8	11.1m	2:01.06	56.38s (1)	27.16s (1)
7 SUBTLE ADVICE	9	11.2m	2:01.06	56.18s (2)	27.11s (2)

## Finish Position and metres gained from 800m



Trots Sectionals  
 Powered by  
[www.pjdata.com.au](http://www.pjdata.com.au)  
 Home of PJ Trots Analyser



The Racing Queensland Board (trading as Racing Queensland) and provider are not responsible for the completeness or accuracy of any of the information contained herein, and makes no representations about its suitability for any purpose.


# ALBION PARK Race 7 Distance 1660m

Tuesday, 12 September 2017

Gross Time: 1:59.30 MileRate: 1:55.60 LeadTime: 3.50s First Qtr: 28.70s Second Qtr: 30.80s Third Qtr: 28.00s Fourth Qtr: 28.30s

No	Horse	Plc	Margin	Time	800Time (W)	400 Time (W)
8	SUMMERTIME LIZZIE	1	0.0m	1:59.30	55.34s (0)	27.65s (0)
11	TREVS NO ANGEL	2	0.1m	1:59.31	56.22s (1)	28.28s (1)
5	MAKE A STATEMENT	3	1.1m	1:59.38	56.38s (0)	28.38s (0)
2	NUI TOC TIEN	4	1.7m	1:59.42	56.04s (0)	28.09s (0)
6	LANCELOT BROMAC	5	2.3m	1:59.46	56.00s (1)	28.07s (2)
3	GERONIMO BEAU	6	4.6m	1:59.63	55.82s (1)	27.95s (1)
4	KETUT	7	6.0m	1:59.72	55.31s (1)	27.66s (1)
10	SWEET AS CANDY	8	7.6m	1:59.84	55.51s (0)	27.80s (0)
9	VADER	9	9.4m	1:59.97	55.86s (1)	28.19s (2)
1	GLENFERRIE BOSS	10	33.3m	2:01.66	56.93s (0)	29.14s (0)

## Finish Position and metres gained from 800m



Trots Sectionals  
 Powered by  
[www.pjdata.com.au](http://www.pjdata.com.au)  
 Home of PJ Trots Analyser

The Racing Queensland Board (trading as Racing Queensland) and provider are not responsible for the completeness or accuracy of any of the information contained herein, and makes no representations about its suitability for any purpose.

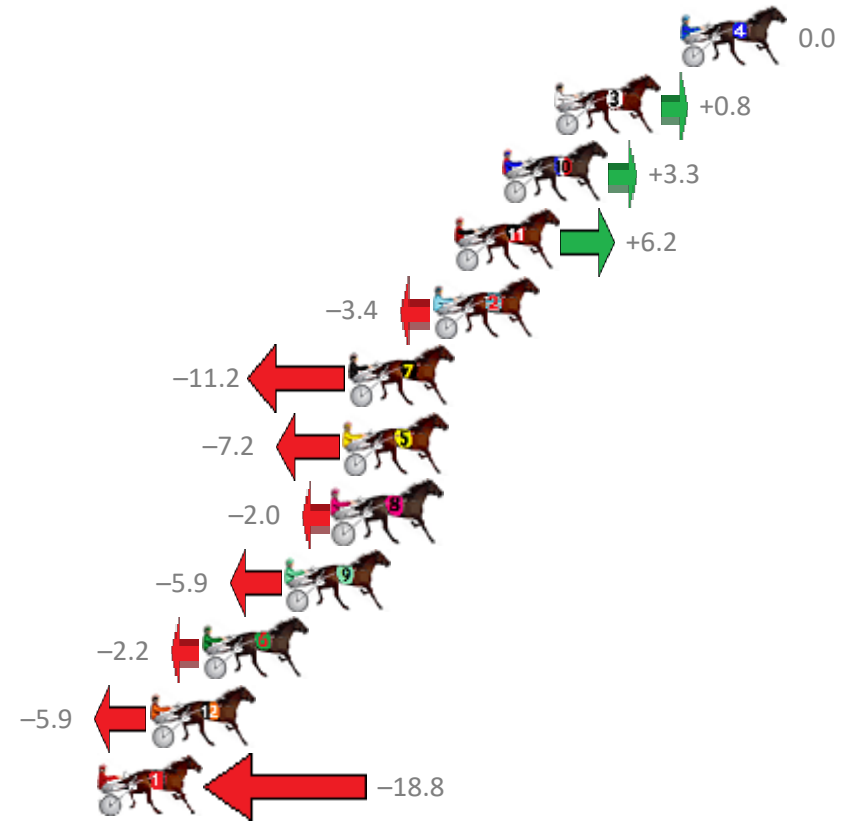
# ALBION PARK Race 8 Distance 1660m

Tuesday, 12 September 2017

Gross Time: 1:58.80 MileRate: 1:55.20 LeadTime: 3.40s First Qtr: 27.10s Second Qtr: 30.40s Third Qtr: 28.40s Fourth Qtr: 29.50s

No Horse	Plc	Margin	Time	800Time (W)	400 Time (W)
4 SMILING ARMADA	1	0.0m	1:58.80	57.90s (0)	29.50s (0)
3 GASMONKEY	2	5.0m	1:59.17	57.84s (2)	29.04s (2)
10 NOLONGA YOUR CHOIC	3	7.1m	1:59.32	57.66s (2)	28.87s (2)
11 MAGOOGAN	4	9.0m	1:59.46	57.45s (2)	28.67s (2)
2 SLIPASLYGRIN	5	9.8m	1:59.52	58.15s (1)	29.31s (1)
7 VANDE VELDE	6	13.2m	1:59.77	58.71s (1)	29.96s (1)
5 ZENMACH	7	13.4m	1:59.79	58.42s (3)	29.32s (3)
8 UNCLE JOHN	8	13.8m	1:59.82	58.04s (1)	29.16s (1)
9 YANKEE STRUTTER	9	15.7m	1:59.96	58.33s (0)	29.70s (0)
6 FRANCO HAMMOND	10	19.0m	2:00.20	58.06s (1)	29.19s (1)
12 MAKINAMOVE	11	21.1m	2:00.36	58.33s (0)	29.68s (0)
1 ERNIE BARRASSO	12	23.2m	2:00.51	59.26s (0)	30.61s (0)

Finish Position and metres gained from 800m



Trots Sectionals  
 Powered by  
[www.pjdata.com.au](http://www.pjdata.com.au)  
 Home of PJ Trots Analyser



The Racing Queensland Board (trading as Racing Queensland) and provider are not responsible for the completeness or accuracy of any of the information contained herein, and makes no representations about its suitability for any purpose.