

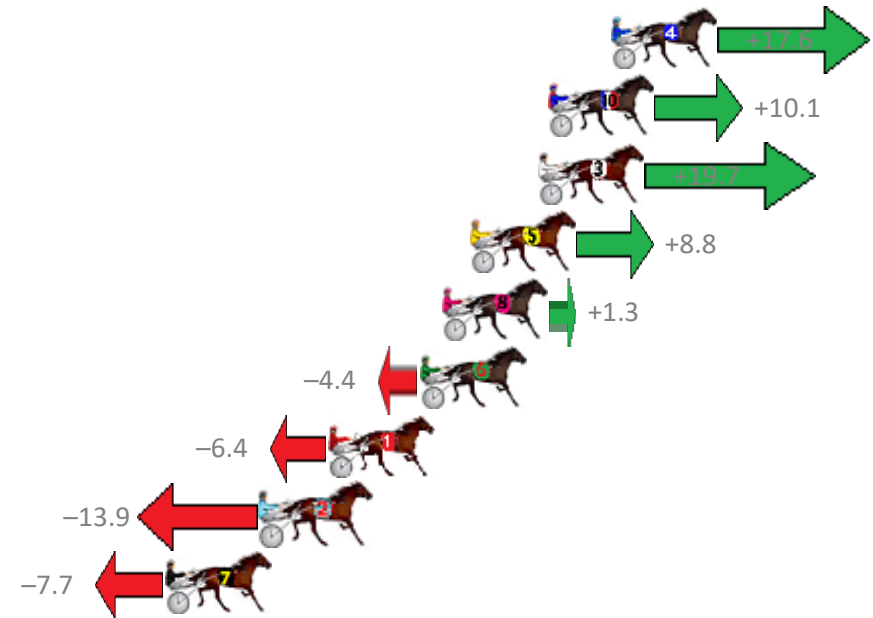
REDCLIFFE Race 1 Distance 1780m

Wednesday, 13 September 2017

Gross Time: 2:10.10 MileRate: 1:57.70 LeadTime: 11.10s First Qtr: 29.20s Second Qtr: 30.60s Third Qtr: 29.10s Fourth Qtr: 30.10s

No	Horse	Plc	Margin	Time	800Time (W)	400 Time (W)
4	REDS JET STAR	1	0.0m	2:10.10	57.90s (1)	29.38s (2)
10	MAJOR STRIKE	2	2.5m	2:10.29	58.45s (1)	29.91s (2)
3	ALTANA BLUE	3	2.9m	2:10.32	57.74s (1)	29.26s (1)
5	SPONDOOLEY	4	5.6m	2:10.52	58.55s (0)	29.45s (0)
8	WICKED TIME	5	6.7m	2:10.60	59.10s (1)	30.23s (1)
6	RIVERBOAT PRINCE	6	7.6m	2:10.67	59.53s (1)	30.63s (1)
1	WEEDONS EXPRESS	7	11.2m	2:10.94	59.67s (0)	30.55s (0)
2	SWIFT APPROVAL	8	13.9m	2:11.15	60.23s (0)	31.15s (0)
7	RIVERLEIGH WILLIAM	9	17.7m	2:11.43	59.77s (0)	30.68s (0)

Finish Position and metres gained from 800m



Trots Sectionals
 Powered by
www.pjdata.com.au
 Home of PJ Trots Analyser



The Racing Queensland Board (trading as Racing Queensland) and provider are not responsible for the completeness or accuracy of any of the information contained herein, and makes no representations about its suitability for any purpose.

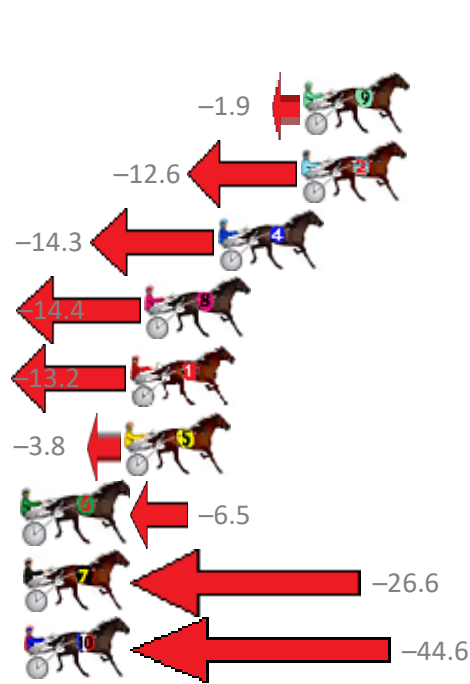
REDCLIFFE Race 2 Distance 2040m

Wednesday, 13 September 2017

Gross Time: 2:31.30 MileRate: 1:59.30 LeadTime: 30.60s First Qtr: 31.00s Second Qtr: 30.70s Third Qtr: 29.30s Fourth Qtr: 29.70s

No	Horse	Plc	Margin	Time	800Time (W)	400 Time (W)
3	MY ULTIMATE FELLA	1	0.0m	2:31.30	59.00s (0)	29.70s (0)
9	GOOD FEELINGS	2	16.9m	2:32.55	59.14s (1)	29.78s (2)
2	WEASEL	3	17.0m	2:32.56	59.93s (0)	30.59s (0)
4	KATNISS	4	20.3m	2:32.81	60.05s (1)	30.63s (1)
8	DIXIE TRIX	5	23.2m	2:33.02	60.06s (0)	30.69s (0)
1	LEVI JADE	6	23.8m	2:33.07	59.97s (1)	30.62s (2)
5	TURBO SAM	7	24.0m	2:33.08	59.28s (1)	29.95s (1)
6	ILLAWONG LIVELY	8	33.1m	2:33.76	59.48s (1)	30.35s (0)
7	RIB AND ROLL	9	40.0m	2:34.27	60.96s (0)	31.45s (0)
10	TRENTLEIGH	10	46.2m	2:34.73	62.29s (1)	32.86s (1)

Finish Position and metres gained from 800m



Trots Sectionals
 Powered by
www.pjdata.com.au
 Home of PJ Trots Analyser



The Racing Queensland Board (trading as Racing Queensland) and provider are not responsible for the completeness or accuracy of any of the information contained herein, and makes no representations about its suitability for any purpose.

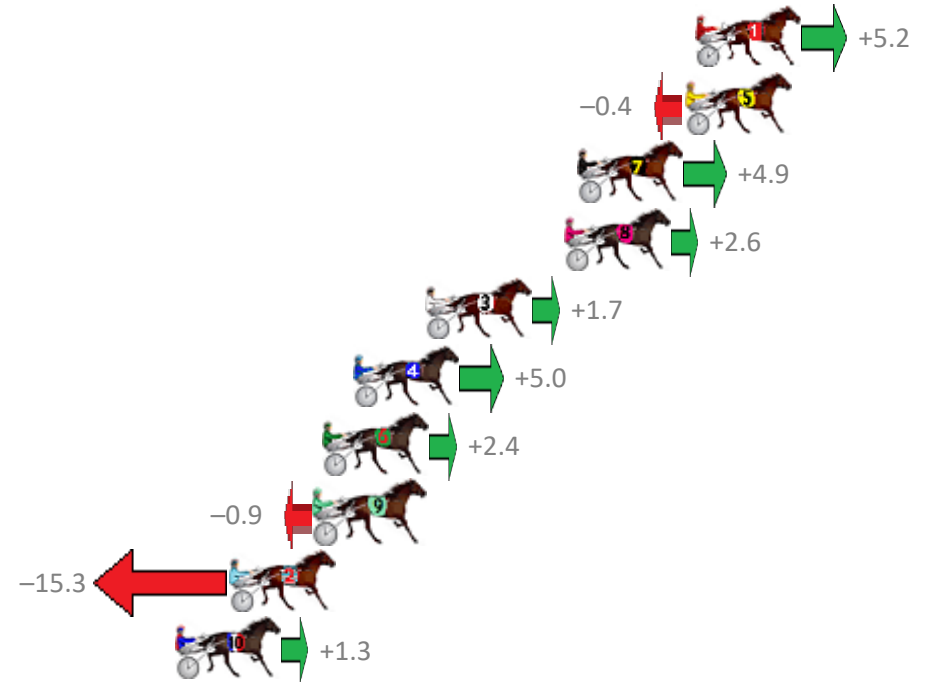
REDCLIFFE Race 3 Distance 1780m

Wednesday, 13 September 2017

Gross Time: 2:12.80 MileRate: 2:00.10 LeadTime: 11.40s First Qtr: 30.20s Second Qtr: 31.70s Third Qtr: 29.00s Fourth Qtr: 30.50s

No	Horse	Plc	Margin	Time	800Time (W)	400 Time (W)
1	BLISSFULINFIDELITY	1	0.0m	2:12.80	59.11s (0)	30.04s (0)
5	OSCAR'S GLORY	2	0.4m	2:12.83	59.53s (0)	30.53s (0)
7	HANNAH'S FREEDOM	3	4.7m	2:13.16	59.14s (0)	30.05s (0)
8	PANDORA'S DIAMOND	4	5.2m	2:13.20	59.31s (1)	30.39s (2)
3	DAMINGO	5	10.7m	2:13.62	59.37s (1)	30.39s (1)
4	SOMETHING'S SIZZLIN	6	13.6m	2:13.84	59.13s (0)	30.24s (1)
6	ARTS PEREGRINE	7	14.8m	2:13.93	59.32s (1)	30.04s (2)
9	VILLAGE TREASURE	8	15.1m	2:13.95	59.57s (0)	30.45s (0)
2	LYNCHMAN	9	18.5m	2:14.21	60.64s (1)	31.62s (1)
10	SPECIAL THOUGHTS	10	20.7m	2:14.38	59.40s (1)	30.10s (2)

Finish Position and metres gained from 800m



Trots Sectionals
 Powered by
www.pjdata.com.au
 Home of PJ Trots Analyser



The Racing Queensland Board (trading as Racing Queensland) and provider are not responsible for the completeness or accuracy of any of the information contained herein, and makes no representations about its suitability for any purpose.

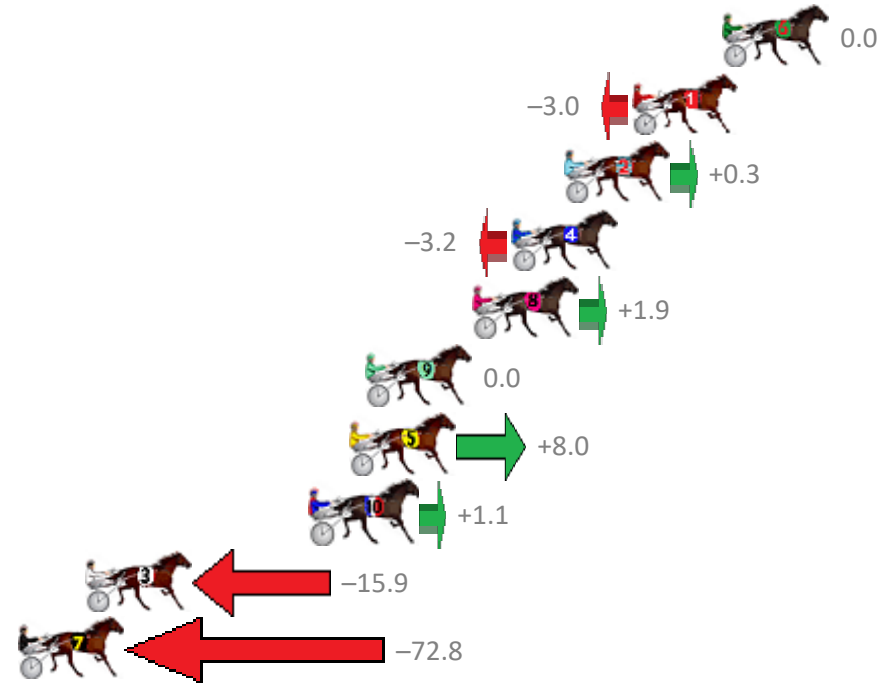
REDCLIFFE Race 4 Distance 1780m

Wednesday, 13 September 2017

Gross Time: 2:15.20 MileRate: 2:02.20 LeadTime: 11.50s First Qtr: 31.30s Second Qtr: 32.10s Third Qtr: 29.20s Fourth Qtr: 31.10s

No	Horse	Plc	Margin	Time	800Time (W)	400 Time (W)
6	TRAIN WRECK	1	0.0m	2:15.20	60.30s (1)	30.79s (1)
1	IM ANGUS MATTGREG	2	3.6m	2:15.48	60.53s (0)	31.38s (0)
2	THE JEWEL THIEF	3	6.3m	2:15.69	60.28s (0)	30.91s (0)
4	I AM ANDY	4	8.4m	2:15.85	60.54s (1)	31.10s (1)
8	TESSA BEAR	5	9.9m	2:15.97	60.16s (0)	30.81s (0)
9	MONTANA BRAVE	6	14.2m	2:16.30	60.30s (1)	30.85s (1)
5	FRIENDSINLOWPLACES	7	14.8m	2:16.35	59.70s (0)	30.40s (0)
10	STORM ON BYE	8	16.3m	2:16.47	60.22s (0)	30.94s (0)
3	SNOGARD	9	25.3m	2:17.17	61.50s (1)	32.07s (1)
7	DREAMTIME SARA	10	99.8m	2:22.96	65.79s (1)	37.15s (1)

Finish Position and metres gained from 800m



Trots Sectionals
 Powered by
www.pjdata.com.au
 Home of PJ Trots Analyser



The Racing Queensland Board (trading as Racing Queensland) and provider are not responsible for the completeness or accuracy of any of the information contained herein, and makes no representations about its suitability for any purpose.

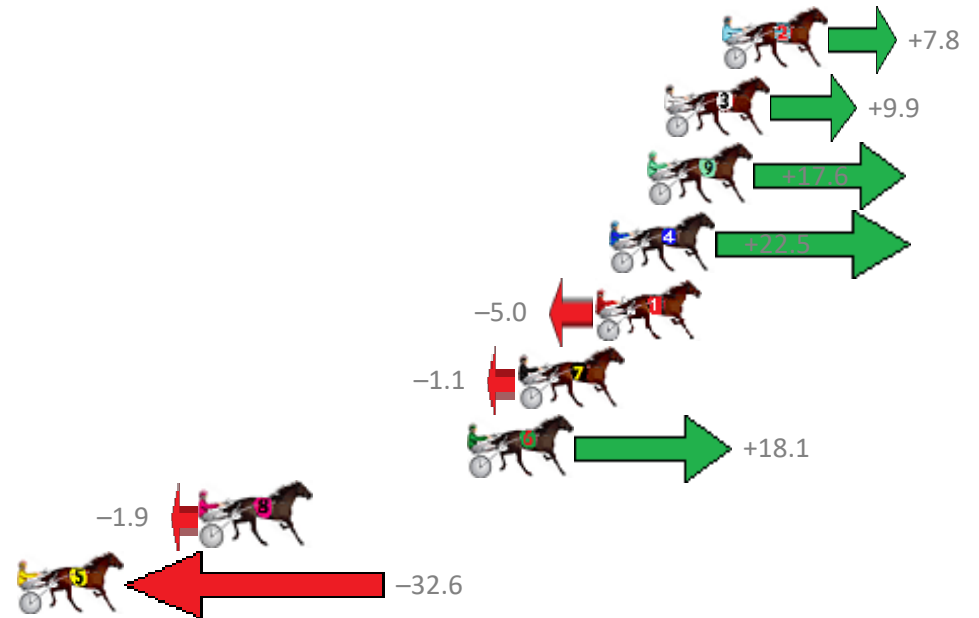
REDCLIFFE Race 5 Distance 1780m

Wednesday, 13 September 2017

Gross Time: 2:14.10 MileRate: 2:01.30 LeadTime: 11.60s First Qtr: 30.10s Second Qtr: 30.40s Third Qtr: 30.30s Fourth Qtr: 31.70s

No	Horse	Plc	Margin	Time	800Time (W)	400 Time (W)
2	MY SECRET TORQUE	1	0.0m	2:14.10	61.40s (1)	31.53s (2)
3	MAJORESS JUJON	2	2.3m	2:14.28	61.23s (1)	31.34s (2)
9	ZINDEL	3	3.0m	2:14.34	60.64s (1)	31.05s (2)
4	ALWAYS A JEWEL	4	4.5m	2:14.46	60.26s (0)	31.20s (1)
1	GONE BUST	5	5.0m	2:14.50	62.39s (0)	32.10s (0)
7	VELOCE BELLA	6	8.1m	2:14.74	62.09s (0)	31.93s (0)
6	ARCH EMPRESS	7	10.1m	2:14.90	60.60s (1)	31.28s (3)
8	SMOOTH THE COST	8	20.7m	2:15.74	62.15s (0)	32.52s (0)
5	BETTERTHAN TORQUE	9	35.8m	2:16.94	64.53s (1)	34.43s (1)

Finish Position and metres gained from 800m



Trots Sectionals
 Powered by
www.pjdata.com.au
 Home of PJ Trots Analyser



The Racing Queensland Board (trading as Racing Queensland) and provider are not responsible for the completeness or accuracy of any of the information contained herein, and makes no representations about its suitability for any purpose.

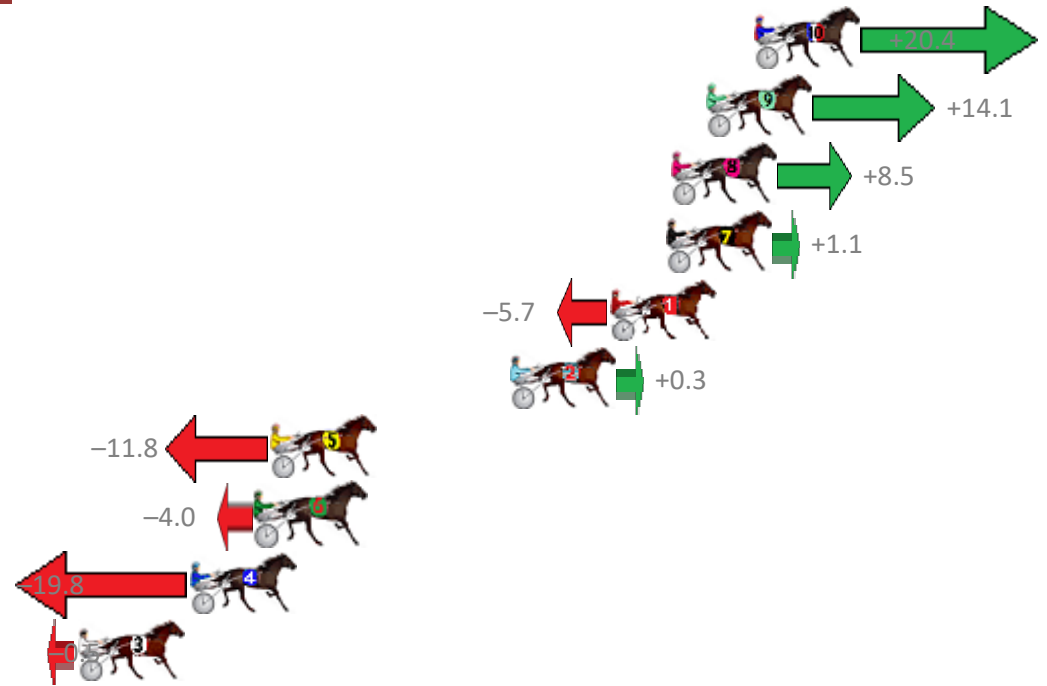
REDCLIFFE Race 6 Distance 1780m

Wednesday, 13 September 2017

Gross Time: 2:12.40 MileRate: 1:59.70 LeadTime: 11.60s First Qtr: 29.80s Second Qtr: 31.50s Third Qtr: 29.70s Fourth Qtr: 29.80s

No	Horse	Plc	Margin	Time	800Time (W)	400 Time (W)
10	ONYAJANS	1	0.0m	2:12.40	57.98s (1)	28.95s (2)
9	TOP FLIGHT CRUIZE	2	1.9m	2:12.54	58.45s (1)	29.41s (2)
8	CAESAR COURT	3	3.3m	2:12.65	58.87s (1)	29.82s (2)
7	BUBBALOOBAH	4	3.5m	2:12.66	59.42s (0)	29.72s (0)
1	MAKE A POINT	5	5.7m	2:12.82	59.92s (0)	30.22s (0)
2	CRYPTIC CHANCE	6	9.7m	2:13.12	59.48s (0)	29.82s (0)
5	ANDIAMO EL FERRARI	7	19.2m	2:13.83	60.38s (1)	30.81s (1)
6	BLESSED IS THE BOY	8	19.8m	2:13.88	59.80s (0)	30.32s (1)
4	PONOVER	9	22.4m	2:14.07	60.97s (1)	31.39s (1)
3	TAKALOOKATMENOW	10	26.9m	2:14.40	59.54s (1)	30.55s (2)

Finish Position and metres gained from 800m



Trots Sectionals
 Powered by
www.pjdata.com.au
 Home of PJ Trots Analyser



The Racing Queensland Board (trading as Racing Queensland) and provider are not responsible for the completeness or accuracy of any of the information contained herein, and makes no representations about its suitability for any purpose.

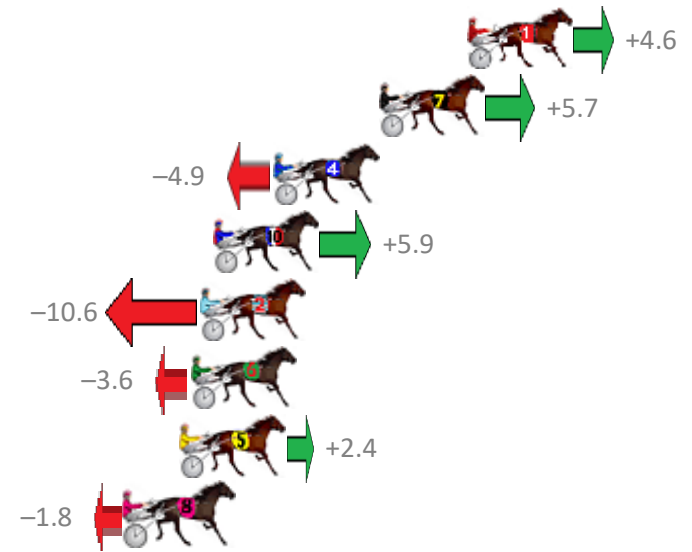
REDCLIFFE Race 7 Distance 1780m

Wednesday, 13 September 2017

Gross Time: 2:14.10 MileRate: 2:01.30 LeadTime: 11.30s First Qtr: 29.70s Second Qtr: 33.40s Third Qtr: 29.20s Fourth Qtr: 30.50s

No	Horse	Plc	Margin	Time	800Time (W)	400 Time (W)
1	LUVU GRAZAELLA	1	0.0m	2:14.10	59.36s (0)	30.09s (1)
7	BROADWATER	2	3.5m	2:14.37	59.27s (0)	30.00s (0)
4	MACHBINO	3	7.7m	2:14.69	60.07s (1)	31.09s (1)
10	ITS ALL GO	4	10.1m	2:14.87	59.26s (2)	30.64s (3)
2	BOADICEAS FURY	5	10.6m	2:14.91	60.49s (0)	31.20s (0)
6	LITTLE LIZZIE JOVE	6	11.0m	2:14.94	59.97s (1)	30.90s (2)
5	OUR NERO STAR	7	11.4m	2:14.97	59.52s (0)	30.13s (0)
8	RHIANNON SHANNON	8	13.6m	2:15.14	59.83s (1)	30.77s (1)

Finish Position and metres gained from 800m



Trots Sectionals
 Powered by
www.pjdata.com.au
 Home of PJ Trots Analyser



The Racing Queensland Board (trading as Racing Queensland) and provider are not responsible for the completeness or accuracy of any of the information contained herein, and makes no representations about its suitability for any purpose.

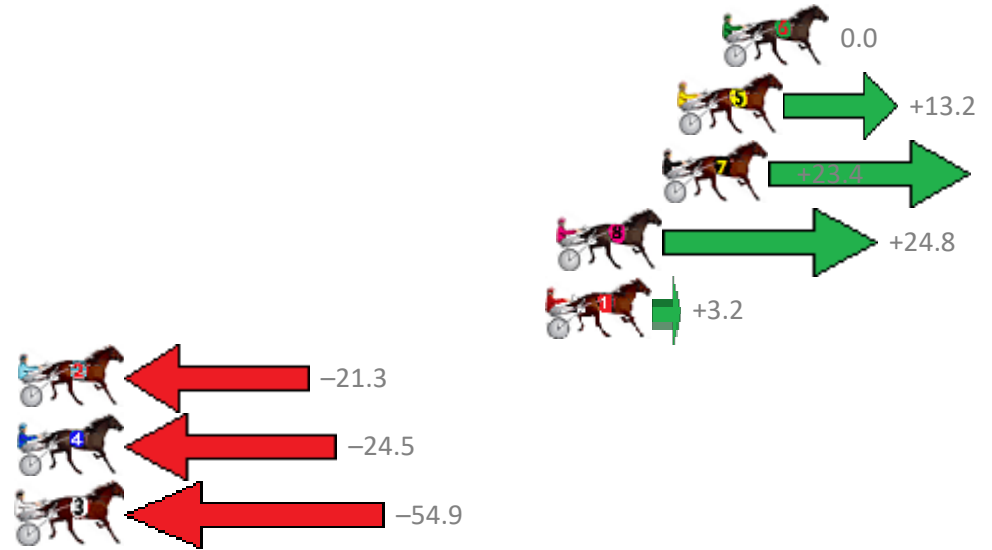
REDCLIFFE Race 8 Distance 2613m

Wednesday, 13 September 2017

Gross Time: 3:29.30 MileRate: 2:08.00 LeadTime: 84.30s First Qtr: 33.20s Second Qtr: 29.60s Third Qtr: 29.90s Fourth Qtr: 32.30s

No	Horse	Plc	Margin	Time	800Time (W)	400 Time (W)
6	LANSBURY	1	0.0m	3:29.30	62.20s (0)	32.30s (0)
5	CHEVALS RACER	2	1.8m	3:29.45	61.17s (0)	31.64s (1)
7	GIACOMO	3	2.4m	3:29.49	60.38s (1)	31.23s (0)
8	ALL STAR ANGUS	4	6.6m	3:29.83	60.27s (1)	31.15s (0)
1	OLE SUN	5	7.0m	3:29.87	61.95s (0)	32.38s (0)
2	DAY TOURER	6	36.9m	3:32.28	63.86s (1)	33.99s (1)
4	TWICE AS MUCH	7	68.5m	3:34.83	64.10s (0)	34.60s (0)
3	SODESKA	8	70.7m	3:35.01	66.47s (2)	36.56s (2)

Finish Position and metres gained from 800m



Trots Sectionals
 Powered by
www.pjdata.com.au
 Home of PJ Trots Analyser



The Racing Queensland Board (trading as Racing Queensland) and provider are not responsible for the completeness or accuracy of any of the information contained herein, and makes no representations about its suitability for any purpose.

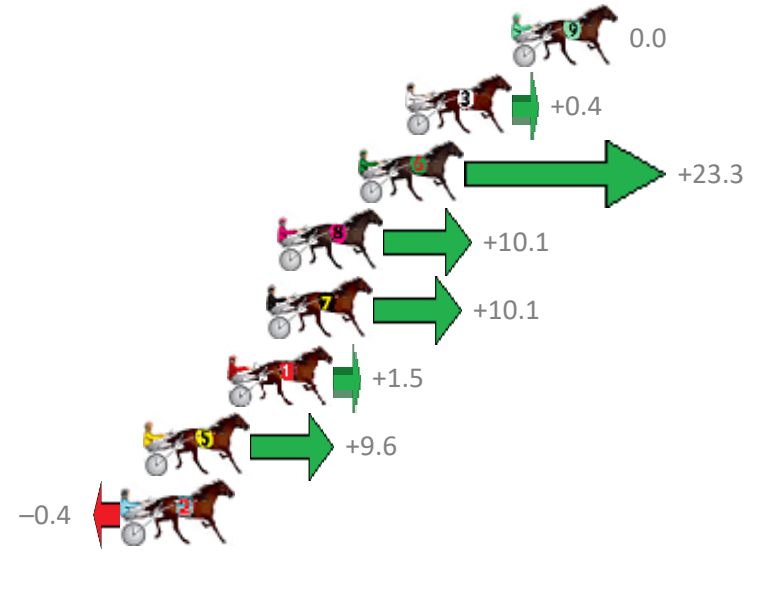
REDCLIFFE Race 9 Distance 2040m

Wednesday, 13 September 2017

Gross Time: 2:38.20 MileRate: 2:04.80 LeadTime: 33.00s First Qtr: 32.90s Second Qtr: 31.00s Third Qtr: 29.80s Fourth Qtr: 31.50s

No	Horse	Plc	Margin	Time	800Time (W)	400 Time (W)
9	DONT ARK WITH ME	1	0.0m	2:38.20	61.30s (0)	31.50s (0)
3	DIABOLO DANNY	2	4.2m	2:38.53	61.27s (0)	31.48s (0)
6	MONTANA BEACH	3	6.1m	2:38.68	59.51s (1)	30.64s (2)
8	DONOMOOR	4	9.3m	2:38.93	60.53s (1)	31.67s (2)
7	WHERES THE SPIRIT	5	9.7m	2:38.96	60.53s (0)	31.13s (0)
1	MY PEPPERCORN LADY	6	11.3m	2:39.09	61.19s (0)	31.60s (0)
5	LEO THE LION	7	14.6m	2:39.35	60.56s (1)	31.69s (2)
2	WILD ABOUT TOWN	8	15.4m	2:39.41	61.33s (1)	31.85s (1)
4	WILL ARMSTRONG	9	29.3m	2:40.51	61.48s (0)	32.28s (0)

Finish Position and metres gained from 800m



Trots Sectionals
 Powered by
www.pjdata.com.au
 Home of PJ Trots Analyser

The Racing Queensland Board (trading as Racing Queensland) and provider are not responsible for the completeness or accuracy of any of the information contained herein, and makes no representations about its suitability for any purpose.