

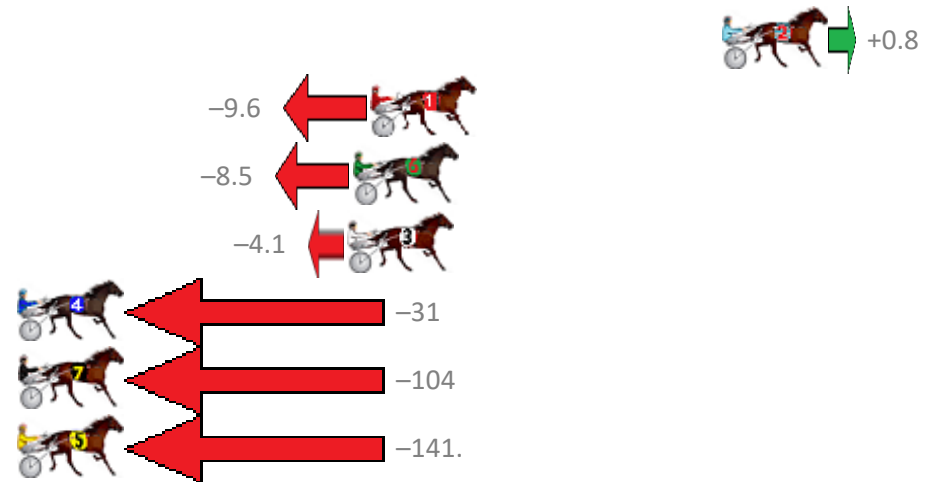
Redcliffe Race 1 Distance 1780m

Thursday, 21 September 2017

Gross Time: 2:13.10 MileRate: 2:00.40 LeadTime: 11.30s First Qtr: 30.50s Second Qtr: 30.50s Third Qtr: 30.00s Fourth Qtr: 30.80s

No	Horse	Plc	Margin	Time	800Time (W)	400 Time (W)
2	GOTOTHEMOON	1	0.0m	2:13.10	60.74s (1)	30.80s (0)
1	GONE BUST	2	14.0m	2:14.18	61.53s (0)	31.14s (1)
6	CERTAINLYSOMETHING	3	14.7m	2:14.23	61.45s (1)	31.42s (0)
3	TORQUE WRITER	4	14.9m	2:14.25	61.11s (1)	31.29s (2)
4	WILL ARMSTRONG	5	40.4m	2:16.21	63.11s (0)	31.86s (1)
7	ZARA ZARA REIGN	6	126.7m	2:22.86	68.64s (0)	37.18s (0)
5	DIABOLO DANNY	7	141.2m	2:23.97	71.53s (0)	40.09s (0)

Finish Position and metres gained from 800m



Trots Sectionals
 Powered by
www.pjdata.com.au
 Home of PJ Trots Analyser



The Racing Queensland Board (trading as Racing Queensland) and provider are not responsible for the completeness or accuracy of any of the information contained herein, and makes no representations about its suitability for any purpose.

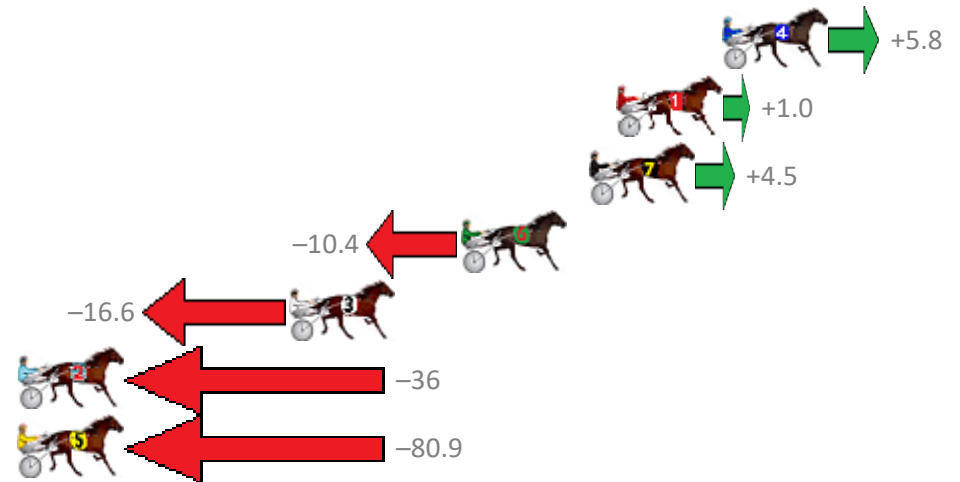
Redcliffe Race 2 Distance 1780m

Thursday, 21 September 2017

Gross Time: 2:15.10 MileRate: 2:02.10 LeadTime: 11.40s First Qtr: 31.80s Second Qtr: 31.20s Third Qtr: 29.90s Fourth Qtr: 30.80s

No	Horse	Plc	Margin	Time	800Time (W)	400 Time (W)
4	ZINDEL	1	0.0m	2:15.10	60.26s (1)	30.08s (1)
1	MONTEREI BAY	2	4.2m	2:15.42	60.62s (0)	30.78s (0)
7	CHUMP CHOP	3	5.3m	2:15.51	60.36s (0)	30.50s (0)
6	MISTY JANE	4	10.4m	2:15.90	61.49s (1)	31.46s (1)
3	BARA JAYLA	5	17.2m	2:16.42	61.96s (0)	32.12s (0)
2	SAKOY	6	50.3m	2:18.97	63.42s (0)	33.33s (0)
5	PRIVATE JUJON	7	95.5m	2:22.45	66.84s (1)	36.11s (1)

Finish Position and metres gained from 800m



Trots Sectionals
 Powered by
www.pjdata.com.au
 Home of PJ Trots Analyser



The Racing Queensland Board (trading as Racing Queensland) and provider are not responsible for the completeness or accuracy of any of the information contained herein, and makes no representations about its suitability for any purpose.

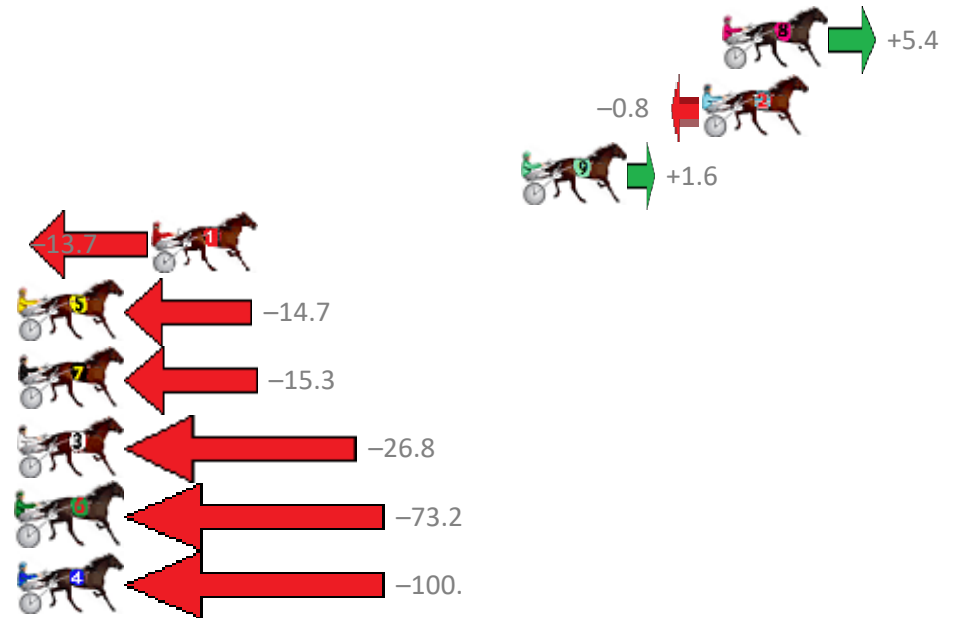
Redcliffe Race 3 Distance 2040m

Thursday, 21 September 2017

Gross Time: 2:32.20 MileRate: 2:00.10 LeadTime: 30.10s First Qtr: 30.50s Second Qtr: 31.20s Third Qtr: 29.90s Fourth Qtr: 30.50s

No	Horse	Plc	Margin	Time	800Time (W)	400 Time (W)
8	IM ROLLING STONED	1	0.0m	2:32.20	59.99s (1)	30.13s (0)
2	ITS ALL GO	2	0.8m	2:32.26	60.46s (1)	30.56s (0)
9	BALLATOR THOR	3	8.0m	2:32.81	60.28s (1)	30.45s (1)
1	ARCHIECANO	4	22.7m	2:33.93	61.43s (0)	30.63s (1)
5	ROYAL LUCK	5	28.5m	2:34.37	61.51s (1)	31.48s (1)
7	SCOTT TOM	6	29.9m	2:34.48	61.56s (0)	31.33s (2)
3	CRUISIN ALONG	7	31.2m	2:34.58	62.42s (0)	31.60s (0)
6	HEZ TO BLAME	8	93.4m	2:39.32	65.93s (1)	34.94s (0)
4	NOTTELLINYA	9	100.2m	2:39.84	67.95s (0)	37.18s (0)

Finish Position and metres gained from 800m



Trots Sectionals
 Powered by
www.pjdata.com.au
 Home of PJ Trots Analyser




The Racing Queensland Board (trading as Racing Queensland) and provider are not responsible for the completeness or accuracy of any of the information contained herein, and makes no representations about its suitability for any purpose.

Redcliffe Race 4 Distance 1780m

Thursday, 21 September 2017

Gross Time: 2:09.10 MileRate: 1:56.70 LeadTime: 11.10s First Qtr: 29.10s Second Qtr: 30.40s Third Qtr: 28.80s Fourth Qtr: 29.70s

No	Horse	Plc	Margin	Time	800Time (W)	400 Time (W)
2	DRIVE THE DREAM	1	0.0m	2:09.10	58.46s (1)	29.70s (1)
8	APPLAUSE	2	4.7m	2:09.45	58.16s (1)	29.45s (2)
3	CORRINYAH CONMAN	3	5.2m	2:09.49	58.88s (0)	30.07s (0)
7	IMA SEA STORM	4	12.6m	2:10.04	59.06s (1)	30.20s (1)
5	BUY CHEVRON DIRECT	5	19.7m	2:10.56	58.92s (1)	30.23s (1)
6	SUPALINER	6	19.9m	2:10.58	59.30s (0)	30.38s (0)
4	ISOBELA MAREE	7	25.6m	2:11.00	59.38s (0)	30.41s (0)
1	VADER	8	28.3m	2:11.20	60.25s (0)	31.36s (0)



Trots Sectionals
 Powered by
www.pjdata.com.au
 Home of PJ Trots Analyser



The Racing Queensland Board (trading as Racing Queensland) and provider are not responsible for the completeness or accuracy of any of the information contained herein, and makes no representations about its suitability for any purpose.

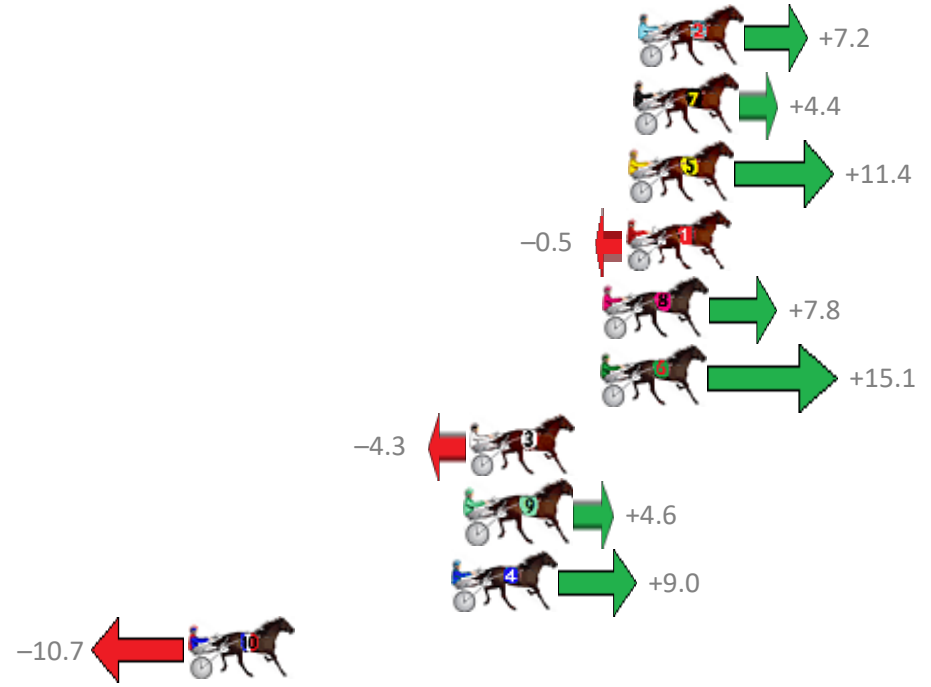
Redcliffe Race 5 Distance 2040m

Thursday, 21 September 2017

Gross Time: 2:33.30 MileRate: 2:01.00 LeadTime: 32.30s First Qtr: 30.00s Second Qtr: 30.10s Third Qtr: 29.50s Fourth Qtr: 31.40s

No Horse	Plc	Margin	Time	800Time (W)	400 Time (W)
2 VANTO HANOVER	1	0.0m	2:33.30	60.35s (1)	30.54s (1)
7 MISS CATALINA	2	0.2m	2:33.32	60.57s (0)	30.98s (0)
5 AARCADO	3	0.4m	2:33.33	60.03s (2)	29.81s (2)
1 DOOLITTLE DANDY	4	0.5m	2:33.34	60.94s (0)	31.44s (0)
8 MACHBINO	5	1.4m	2:33.41	60.31s (0)	30.74s (0)
6 ARBIT MAJOR	6	1.5m	2:33.42	59.75s (1)	30.28s (1)
3 CHEYENNE WARRIOR	7	6.7m	2:33.83	61.23s (1)	31.42s (1)
9 CHANG	8	6.8m	2:33.83	60.55s (1)	30.80s (0)
4 CIRCLE LINE	9	7.4m	2:33.88	60.21s (2)	30.66s (3)
10 LIGHTHORSE	10	17.9m	2:34.71	61.71s (2)	31.63s (2)

Finish Position and metres gained from 800m



Trots Sectionals
 Powered by
www.pjdata.com.au
 Home of PJ Trots Analyser



The Racing Queensland Board (trading as Racing Queensland) and provider are not responsible for the completeness or accuracy of any of the information contained herein, and makes no representations about its suitability for any purpose.

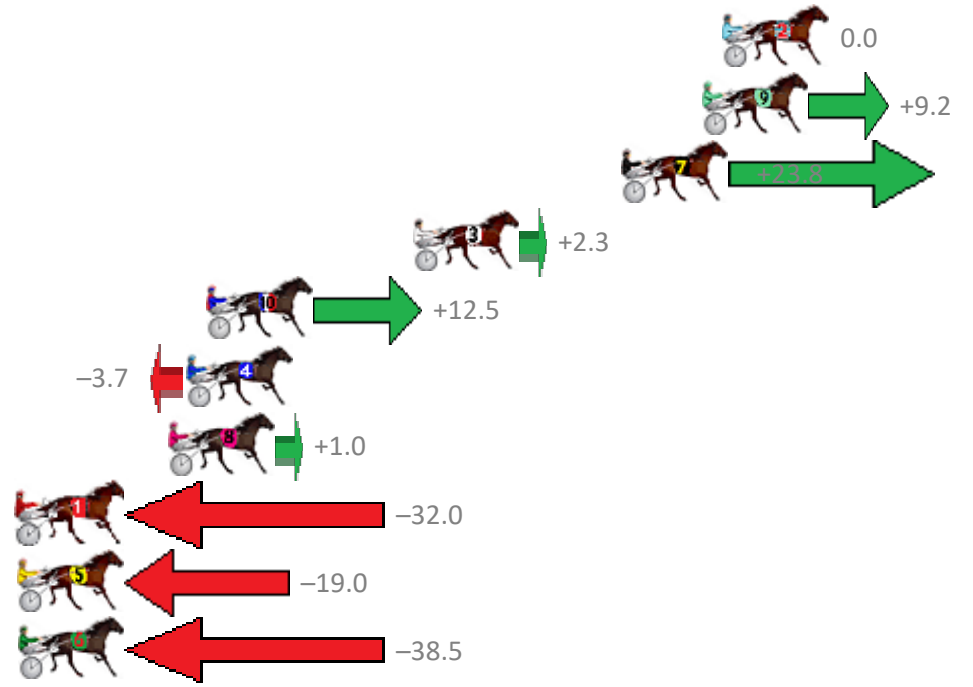
Redcliffe Race 6 Distance 1780m

Thursday, 21 September 2017

Gross Time: 2:12.00 MileRate: 1:59.30 LeadTime: 11.30s First Qtr: 30.50s Second Qtr: 30.30s Third Qtr: 29.10s Fourth Qtr: 30.80s

No	Horse	Plc	Margin	Time	800Time (W)	400 Time (W)
2	ERNIE BARRASSO	1	0.0m	2:12.00	59.90s (0)	30.80s (0)
9	ZENMACH	2	0.8m	2:12.06	59.21s (1)	30.31s (1)
7	PRECIOUS CULLEN	3	4.0m	2:12.31	58.12s (1)	29.95s (2)
3	MONKSEATON	4	12.3m	2:12.95	59.73s (1)	30.95s (2)
10	KYMS BOY	5	20.5m	2:13.58	58.96s (1)	30.70s (1)
4	DOUBLE BAILEYS	6	21.3m	2:13.64	60.18s (2)	31.08s (3)
8	ANY WONDER	7	22.0m	2:13.69	59.83s (2)	30.85s (2)
1	NINE CARD PLAYER	8	36.2m	2:14.79	62.30s (0)	32.74s (0)
5	ROCKNROLL ANNIE	9	37.6m	2:14.90	61.32s (0)	32.03s (0)
6	IRISHTOWN BABE	10	47.9m	2:15.69	62.78s (0)	33.39s (1)

Finish Position and metres gained from 800m



Trots Sectionals
 Powered by
www.pjdata.com.au
 Home of PJ Trots Analyser



The Racing Queensland Board (trading as Racing Queensland) and provider are not responsible for the completeness or accuracy of any of the information contained herein, and makes no representations about its suitability for any purpose.


Redcliffe Race 7 Distance 2040m

Thursday, 21 September 2017

Gross Time: 2:32.80 MileRate: 2:00.50 LeadTime: 31.50s First Qtr: 31.50s Second Qtr: 30.90s Third Qtr: 29.10s Fourth Qtr: 29.80s

No	Horse	Plc	Margin	Time	800Time (W)	400 Time (W)
9	EVELYN JAY	1	0.0m	2:32.80	58.06s (2)	29.52s (2)
10	SWAFFHAM WATER	2	7.1m	2:33.33	58.24s (2)	29.79s (3)
4	OSCARS GLORY	3	16.6m	2:34.04	60.12s (1)	30.95s (0)
6	HANDY BONUS	4	16.9m	2:34.06	59.63s (2)	31.06s (1)
7	MATTGREGOR STAR	5	28.2m	2:34.90	60.58s (0)	30.98s (0)
8	BLESSED IS THE BOY	6	38.0m	2:35.63	60.98s (0)	31.35s (0)
3	ITS YOU NOT ME	7	38.4m	2:35.66	60.71s (1)	31.54s (1)
2	BOLD OUTLAW	8	44.8m	2:36.14	61.82s (1)	32.38s (1)
1	BETONTHEBAY	9	45.9m	2:36.22	62.21s (0)	32.65s (0)

Finish Position and metres gained from 800m



Trots Sectionals
 Powered by
www.pjdata.com.au
 Home of PJ Trots Analyser



The Racing Queensland Board (trading as Racing Queensland) and provider are not responsible for the completeness or accuracy of any of the information contained herein, and makes no representations about its suitability for any purpose.

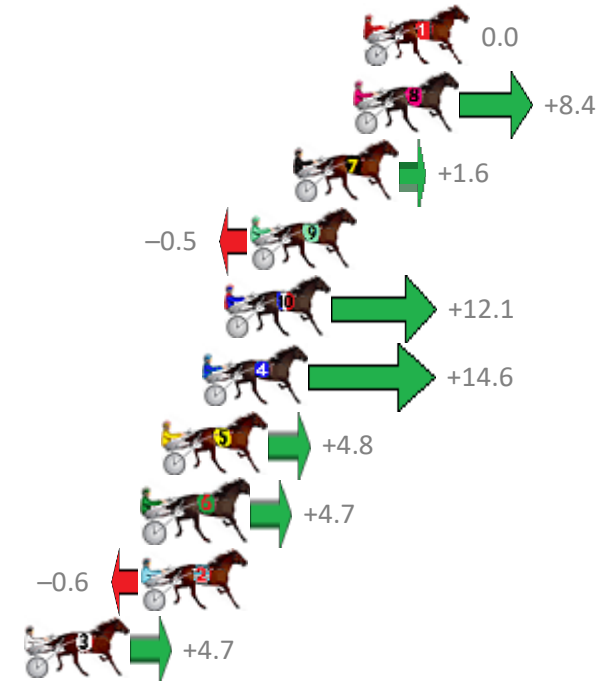
Redcliffe Race 8 Distance 1780m

Thursday, 21 September 2017

Gross Time: 2:14.20 MileRate: 2:01.30 LeadTime: 11.70s First Qtr: 31.60s Second Qtr: 32.00s Third Qtr: 29.60s Fourth Qtr: 29.30s

No	Horse	Plc	Margin	Time	800Time (W)	400 Time (W)
1	RAZEN TROUBLE	1	0.0m	2:14.20	58.90s (0)	29.30s (0)
8	RUBYS BAD BOY	2	0.4m	2:14.23	58.28s (0)	28.61s (0)
7	ZALTA	3	2.8m	2:14.41	58.78s (0)	29.12s (0)
9	ROCKY CARRINGTON	4	4.5m	2:14.53	58.94s (1)	29.53s (1)
10	KALINDA	5	5.5m	2:14.60	58.01s (1)	28.82s (1)
4	GLOVEMAN GILLY	6	6.4m	2:14.67	57.83s (2)	29.18s (2)
5	DONNY JONES	7	8.0m	2:14.79	58.55s (1)	29.45s (1)
6	FRENCH GLOBE	8	8.7m	2:14.84	58.55s (0)	28.88s (0)
2	ANNAS BEST	9	8.8m	2:14.84	58.94s (1)	29.75s (2)
3	JEDI SUPERSTAR	10	13.5m	2:15.19	58.55s (0)	29.04s (1)

Finish Position and metres gained from 800m



Trots Sectionals
 Powered by
www.pjdata.com.au
 Home of PJ Trots Analyser



The Racing Queensland Board (trading as Racing Queensland) and provider are not responsible for the completeness or accuracy of any of the information contained herein, and makes no representations about its suitability for any purpose.