

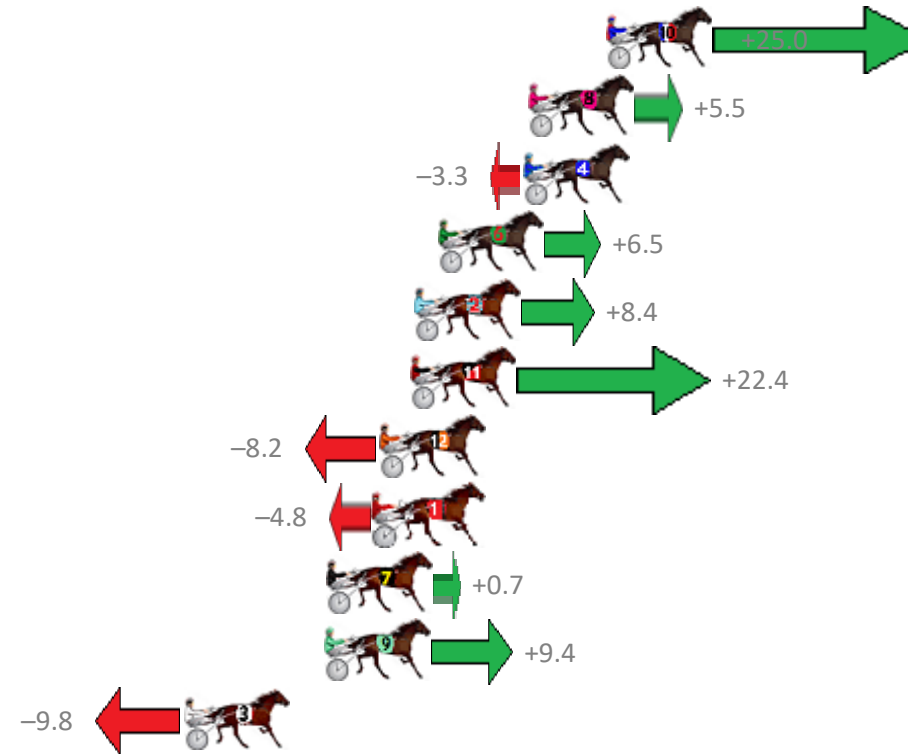
Albion Park Race 1 Distance 2138m

Saturday, 7 October 2017

Gross Time: 2:32.60 MileRate: 1:54.90 LeadTime: 37.10s First Qtr: 28.90s Second Qtr: 30.00s Third Qtr: 28.20s Fourth Qtr: 28.40s

No Horse	Plc	Margin	Time	800Time (W)	400 Time (W)
10 OUR HI JINX	1	0.0m	2:32.60	54.83s (1)	27.02s (2)
8 TALLYHO BROMAC	2	3.1m	2:32.82	56.21s (0)	28.09s (1)
4 STORMFORTHEBOYS	3	3.3m	2:32.83	56.83s (0)	28.63s (0)
6 CLARKEY	4	6.7m	2:33.08	56.14s (0)	28.15s (0)
2 APPLAUSE	5	7.6m	2:33.14	56.01s (1)	27.99s (2)
11 WRITTEN IN RED	6	7.8m	2:33.15	55.02s (1)	27.14s (2)
12 MUNROE	7	9.0m	2:33.24	57.18s (1)	28.90s (1)
1 WESTERN BLAZE	8	9.2m	2:33.25	56.94s (0)	28.68s (0)
7 THREO	9	11.1m	2:33.39	56.55s (1)	28.55s (2)
9 JESTER OH JESTER	10	11.2m	2:33.40	55.93s (1)	27.78s (3)
3 BETTABE PERFECT	11	16.8m	2:33.79	57.29s (1)	28.51s (1)

Finish Position and metres gained from 800m



Trots Sectionals
 Powered by
www.pjdata.com.au
 Home of PJ Trots Analyser



The Racing Queensland Board (trading as Racing Queensland) and provider are not responsible for the completeness or accuracy of any of the information contained herein, and makes no representations about its suitability for any purpose.

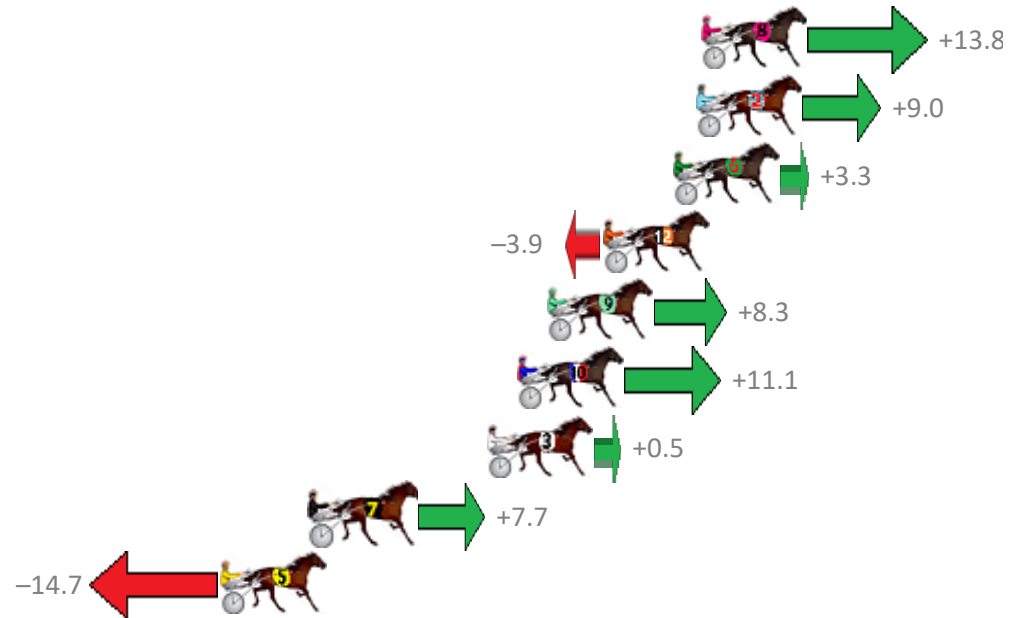
Albion Park Race 2 Distance 1660m

Saturday, 7 October 2017

Gross Time: 1:57.50 MileRate: 1:54.00 LeadTime: 3.40s First Qtr: 27.70s Second Qtr: 30.00s Third Qtr: 28.00s Fourth Qtr: 28.40s

No	Horse	Plc	Margin	Time	800Time (W)	400 Time (W)
8	ANYCHANCE	1	0.0m	1:57.50	55.43s (0)	27.39s (0)
2	GEORGIA GRACE	2	0.2m	1:57.51	55.77s (0)	27.78s (0)
6	RIVERLEIGH ROCKET	3	1.1m	1:57.58	56.17s (0)	28.18s (0)
12	WITH AUTHORITY	4	3.9m	1:57.78	56.67s (0)	28.68s (0)
9	OCEANS PREDATOR	5	6.1m	1:57.93	55.81s (1)	27.67s (1)
10	ONEDIN HIGHLANDER	6	7.3m	1:58.02	55.62s (2)	28.38s (2)
3	MANDY KRIDEN	7	8.5m	1:58.10	56.36s (1)	28.17s (1)
7	JACK HAMMER	8	15.5m	1:58.60	55.86s (2)	28.56s (2)
5	MAJOR MOMENT	9	19.1m	1:58.86	57.44s (1)	29.27s (1)

Finish Position and metres gained from 800m



Trots Sectionals
 Powered by
www.pjdata.com.au
 Home of PJ Trots Analyser



The Racing Queensland Board (trading as Racing Queensland) and provider are not responsible for the completeness or accuracy of any of the information contained herein, and makes no representations about its suitability for any purpose.


Albion Park Race 3 Distance 1660m

Saturday, 7 October 2017

Gross Time: 1:57.70 MileRate: 1:54.10 LeadTime: 3.60s First Qtr: 27.60s Second Qtr: 30.90s Third Qtr: 27.40s Fourth Qtr: 28.20s

No	Horse	Plc	Margin	Time	800Time (W)	400 Time (W)
3	THE SHADY ONE	1	0.0m	1:57.70	55.60s (0)	28.20s (0)
4	VILLAGE WITCH	2	3.8m	1:57.97	55.81s (1)	28.44s (1)
8	LIKEALLOFUS	3	5.9m	1:58.12	55.36s (0)	27.84s (0)
9	SECRET SMILE	4	7.4m	1:58.22	55.88s (2)	28.57s (2)
1	FOURS ENUF TAS	5	7.5m	1:58.23	55.80s (0)	28.31s (0)
10	KETUT	6	9.7m	1:58.38	55.75s (2)	28.42s (2)
6	KARLOO TEN SEVENTY	7	9.8m	1:58.39	54.99s (1)	27.82s (1)
12	TREVS NO ANGEL	8	10.8m	1:58.46	55.53s (1)	28.20s (1)
2	CORPORAL LUNA	9	11.5m	1:58.51	56.01s (1)	28.59s (1)
5	REDS JET STAR	10	12.1m	1:58.55	55.61s (2)	28.28s (2)
11	MIDNIGHT PROWLER	11	13.0m	1:58.62	55.54s (0)	28.02s (0)
7	BETTOR THAN BEST	12	14.4m	1:58.72	55.27s (0)	27.81s (1)

Finish Position and metres gained from 800m



Trots Sectionals
 Powered by
www.pjdata.com.au
 Home of PJ Trots Analyser



The Racing Queensland Board (trading as Racing Queensland) and provider are not responsible for the completeness or accuracy of any of the information contained herein, and makes no representations about its suitability for any purpose.

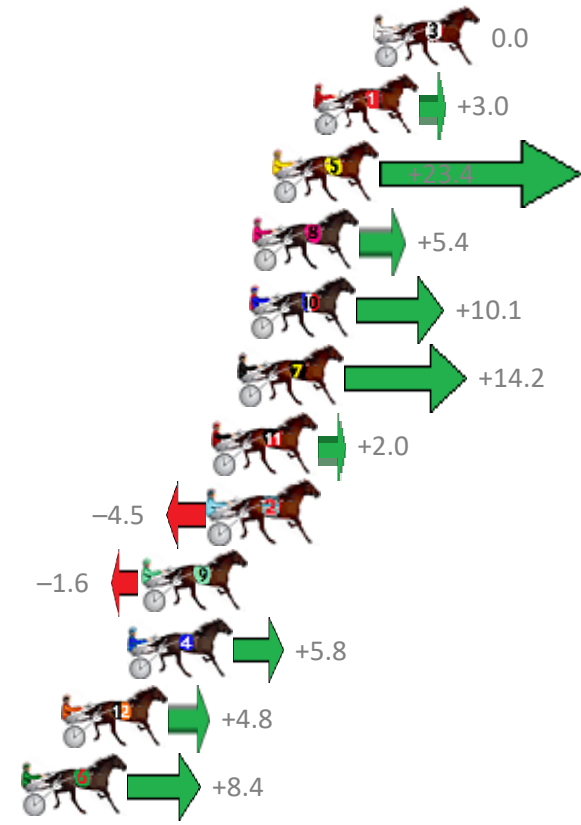
Albion Park Race 4 Distance 1660m

Saturday, 7 October 2017

Gross Time: 1:57.80 MileRate: 1:54.20 LeadTime: 3.40s First Qtr: 28.10s Second Qtr: 29.60s Third Qtr: 27.60s Fourth Qtr: 29.10s

No	Horse	Plc	Margin	Time	800Time (W)	400 Time (W)
3	POLISHED ROCKS	1	0.0m	1:57.80	56.70s (0)	29.10s (0)
1	SWEET AS CANDY	2	2.4m	1:57.97	56.49s (0)	28.91s (0)
5	LANCELOT BROMAC	3	4.0m	1:58.09	55.04s (1)	28.15s (1)
8	DEANO ROBYN	4	4.8m	1:58.15	56.32s (0)	28.72s (0)
10	SUPALINER	5	4.9m	1:58.16	55.98s (0)	28.37s (0)
7	MURANO	6	5.4m	1:58.19	55.69s (0)	28.07s (0)
11	COUNTDOWN	7	6.4m	1:58.27	56.56s (2)	29.00s (2)
2	WITHALOTOFLUCK	8	6.5m	1:58.27	57.02s (1)	29.50s (1)
9	DOLLARBILL	9	9.2m	1:58.47	56.81s (1)	29.22s (1)
4	LENNY THE LEGEND	10	9.8m	1:58.51	56.29s (1)	28.93s (1)
12	DIESEL SHANNON	11	12.4m	1:58.70	56.36s (2)	29.09s (2)
6	THE SMILER	12	14.0m	1:58.82	56.10s (2)	28.87s (2)

Finish Position and metres gained from 800m



Trots Sectionals
 Powered by
www.pjdata.com.au
 Home of PJ Trots Analyser



The Racing Queensland Board (trading as Racing Queensland) and provider are not responsible for the completeness or accuracy of any of the information contained herein, and makes no representations about its suitability for any purpose.


Albion Park Race 5 Distance 1660m

Saturday, 7 October 2017

Gross Time: 1:56.20 MileRate: 1:52.60 LeadTime: 3.50s First Qtr: 28.20s Second Qtr: 29.30s Third Qtr: 27.20s Fourth Qtr: 28.00s

No	Horse	Plc	Margin	Time	800Time (W)	400 Time (W)
5	RAVE MOONRAKER	1	0.0m	1:56.20	54.90s (1)	27.68s (1)
1	POMPIDOU	2	0.8m	1:56.26	55.26s (0)	28.06s (0)
2	MAGNUSSEN	3	6.5m	1:56.65	55.06s (1)	27.80s (1)
9	AMERICANHIGHLIGHTS	4	18.0m	1:57.46	55.52s (1)	28.28s (1)
10	VANDE VELDE	5	19.2m	1:57.54	55.82s (0)	28.20s (0)
11	BACCHUS RAUCOUS	6	22.4m	1:57.77	55.48s (1)	28.24s (1)
12	KARLOO MAC	7	28.6m	1:58.20	55.53s (1)	28.34s (1)
4	WEEDONS EXPRESS	8	30.7m	1:58.35	54.88s (1)	28.02s (1)
7	JEDI SUPERSTAR	9	31.3m	1:58.39	56.32s (0)	28.55s (0)
8	RED ROCKER	10	32.6m	1:58.48	57.08s (0)	29.47s (0)
6	ARCHIECANO	11	43.1m	1:59.22	56.10s (1)	28.74s (0)

Finish Position and metres gained from 800m



Trots Sectionals
 Powered by
www.pjdata.com.au
 Home of PJ Trots Analyser














The Racing Queensland Board (trading as Racing Queensland) and provider are not responsible for the completeness or accuracy of any of the information contained herein, and makes no representations about its suitability for any purpose.

Albion Park Race 6 Distance 1660m

Saturday, 7 October 2017

Gross Time: 1:58.20 MileRate: 1:54.60 LeadTime: 3.50s First Qtr: 28.00s Second Qtr: 30.90s Third Qtr: 28.20s Fourth Qtr: 27.60s

No	Horse	Plc	Margin	Time	800Time (W)	400 Time (W)	Finish Position and metres gained from 800m
2	SPORTS CHATON	1	0.0m	1:58.20	55.80s (0)	27.60s (0)	 0.0
8	LIVING GRAND	2	15.7m	1:59.28	56.23s (0)	27.99s (0)	 -6.1
1	RISKY BUZINESS	3	19.1m	1:59.52	56.81s (0)	28.59s (0)	 -14.5
3	WIN OR DIE	4	24.0m	1:59.86	56.93s (1)	28.83s (2)	 -16.2
4	GHOST GUM	5	25.8m	1:59.98	56.61s (0)	28.36s (0)	 -11.6
5	ZALTA	6	26.5m	2:00.03	55.82s (1)	28.31s (1)	 -6.0
11	MAGOOGAN	7	27.8m	2:00.12	56.25s (1)	28.70s (1)	 -6.4
9	FRANCO SALISBURY	8	30.5m	2:00.30	57.03s (1)	28.77s (2)	 -17.7
10	RAZEN TROUBLE	9	32.1m	2:00.41	56.80s (2)	28.59s (3)	 -14.3
6	NOLONGA YOUR CHOIC	10	34.2m	2:00.56	56.62s (2)	28.41s (3)	 -11.8
7	MOONLIGHT EYRE	11	38.3m	2:00.84	58.26s (1)	29.73s (1)	 -35.3



Trots Sectionals
 Powered by
www.pjdata.com.au
 Home of PJ Trots Analyser



The Racing Queensland Board (trading as Racing Queensland) and provider are not responsible for the completeness or accuracy of any of the information contained herein, and makes no representations about its suitability for any purpose.

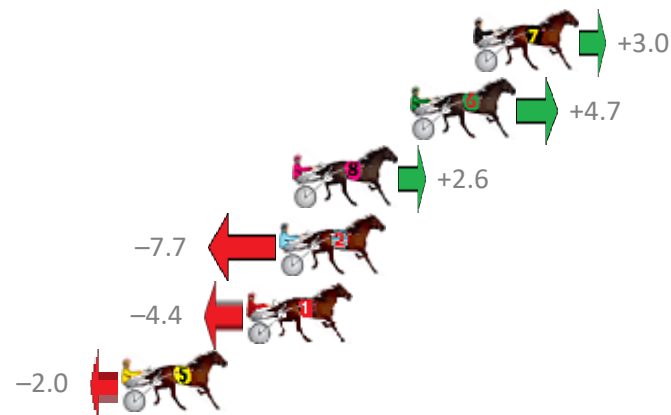
Albion Park Race 7 Distance 2138m

Saturday, 7 October 2017

Gross Time: 2:32.60 MileRate: 1:54.90 LeadTime: 37.00s First Qtr: 29.20s Second Qtr: 30.10s Third Qtr: 28.00s Fourth Qtr: 28.30s

No	Horse	Plc	Margin	Time	800Time (W)	400 Time (W)
7	AVONNOVA	1	0.0m	2:32.60	56.09s (1)	28.30s (1)
6	MAJESTIC MAJOR	2	2.5m	2:32.78	55.97s (1)	28.17s (1)
8	OVERLAP	3	7.2m	2:33.11	56.12s (0)	28.12s (1)
2	MISTER MUNDAKA	4	7.7m	2:33.14	56.84s (0)	28.77s (0)
1	OUR MILLWOOD MAIZI	5	9.0m	2:33.24	56.61s (0)	28.55s (0)
5	IDEAL SCOTT	6	14.0m	2:33.59	56.44s (1)	28.51s (2)

Finish Position and metres gained from 800m



Trots Sectionals
 Powered by
www.pjdata.com.au
 Home of PJ Trots Analyser



The Racing Queensland Board (trading as Racing Queensland) and provider are not responsible for the completeness or accuracy of any of the information contained herein, and makes no representations about its suitability for any purpose.

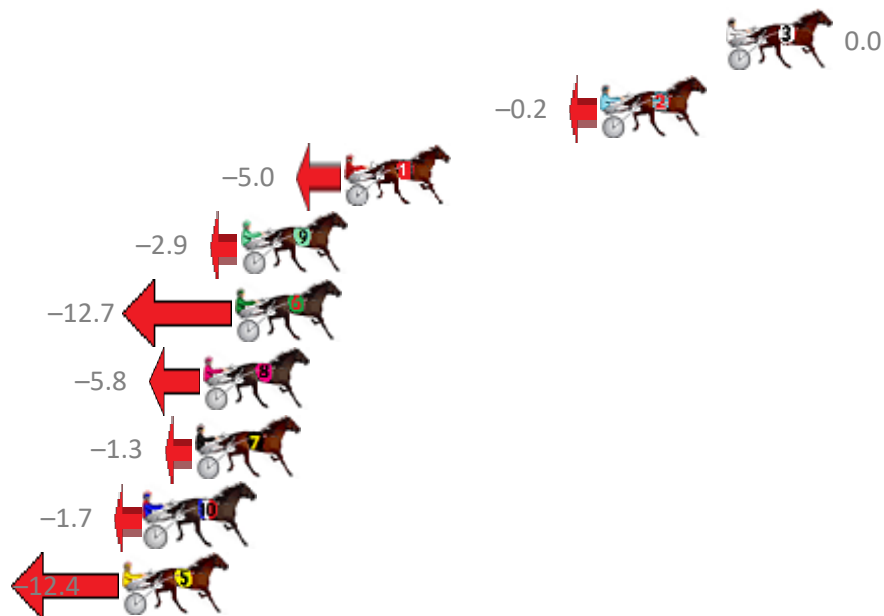
Albion Park Race 8 Distance 1660m

Saturday, 7 October 2017

Gross Time: 1:59.00 MileRate: 1:55.40 LeadTime: 3.50s First Qtr: 29.70s Second Qtr: 29.70s Third Qtr: 28.40s Fourth Qtr: 27.70s

No	Horse	Plc	Margin	Time	800Time (W)	400 Time (W)
3	SUMMERTIME LIZZIE	1	0.0m	1:59.00	56.10s (0)	27.70s (0)
2	KATNISS	2	5.0m	1:59.35	56.11s (0)	27.73s (0)
1	COUNTERFEIT CASH	3	15.2m	2:00.05	56.45s (0)	28.03s (0)
9	EVELYN JAY	4	19.3m	2:00.34	56.30s (1)	27.96s (1)
6	AUSSIE VISTA	5	19.5m	2:00.35	56.99s (1)	28.62s (1)
8	MISS CATALINA	6	20.8m	2:00.44	56.51s (0)	28.00s (0)
7	ONE TO TANGO	7	21.1m	2:00.46	56.19s (0)	27.67s (0)
10	HEAVENS HINT	8	23.1m	2:00.60	56.22s (1)	27.93s (2)
5	ANNAS BEST	9	24.0m	2:00.66	56.97s (1)	28.57s (1)

Finish Position and metres gained from 800m



Trots Sectionals
 Powered by
www.pjdata.com.au
 Home of PJ Trots Analyser



The Racing Queensland Board (trading as Racing Queensland) and provider are not responsible for the completeness or accuracy of any of the information contained herein, and makes no representations about its suitability for any purpose.

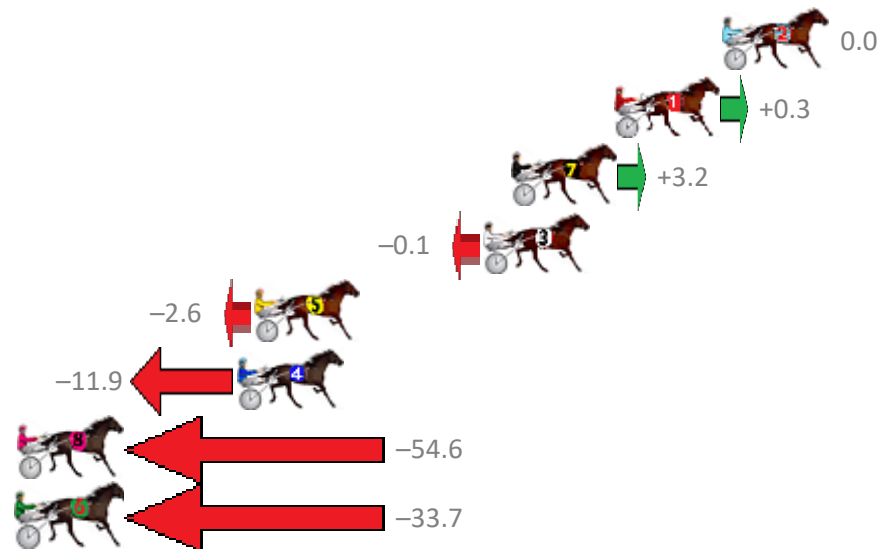
Albion Park Race 9 Distance 2647m

Saturday, 7 October 2017

Gross Time: 3:24.10 MileRate: 2:04.10 LeadTime: 83.40s First Qtr: 30.30s Second Qtr: 31.00s Third Qtr: 29.70s Fourth Qtr: 29.70s

No	Horse	Plc	Margin	Time	800Time (W)	400 Time (W)
2	GIACOMO	1	0.0m	3:24.10	59.40s (0)	29.70s (0)
1	LYSENKO	2	4.3m	3:24.42	59.38s (0)	29.60s (0)
7	ROSTEVARREN	3	8.4m	3:24.72	59.16s (1)	29.45s (1)
3	LANSBURY	4	9.5m	3:24.81	59.41s (0)	29.65s (0)
5	ALL STAR ANGUS	5	18.6m	3:25.48	59.59s (1)	30.23s (2)
4	MONORAIL	6	19.3m	3:25.53	60.28s (1)	30.58s (1)
8	RELEVEN DREAM	7	57.6m	3:28.38	63.45s (1)	33.84s (1)
6	SENITAS SUCCESS	8	68.9m	3:29.22	61.90s (0)	32.14s (0)

Finish Position and metres gained from 800m



Trots Sectionals
 Powered by
www.pjdata.com.au
 Home of PJ Trots Analyser



The Racing Queensland Board (trading as Racing Queensland) and provider are not responsible for the completeness or accuracy of any of the information contained herein, and makes no representations about its suitability for any purpose.