

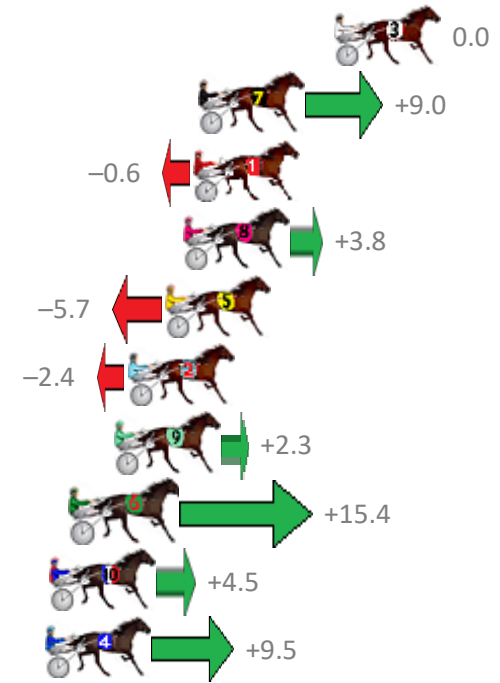
# Albion Park Race 1 Distance 1660m

Saturday, 4 November 2017

Gross Time: 1:57.30 MileRate: 1:53.70 LeadTime: 3.60s First Qtr: 27.50s Second Qtr: 30.90s Third Qtr: 27.40s Fourth Qtr: 27.90s

No	Horse	Plc	Margin	Time	800Time (W)	400 Time (W)
3	REMEMBER THEM	1	0.0m	1:57.30	55.30s (0)	27.90s (0)
7	JACKAROO BROMAC	2	5.4m	1:57.68	54.68s (0)	27.22s (0)
1	WAR DAN APOLLO	3	5.6m	1:57.69	55.34s (0)	27.91s (0)
8	WRITTEN IN RED	4	6.0m	1:57.72	55.04s (0)	27.58s (0)
5	FEEL THE COURAGE	5	6.7m	1:57.77	55.69s (1)	28.19s (1)
2	CLARKEY	6	8.2m	1:57.87	55.47s (1)	27.98s (1)
9	MAX RICHTER	7	8.7m	1:57.91	55.14s (1)	27.68s (1)
6	POLISHED ROCKS	8	10.4m	1:58.03	54.24s (1)	26.98s (1)
10	STORMFORTHEBOYS	9	11.3m	1:58.09	54.99s (1)	27.53s (1)
4	MUNROE	10	11.5m	1:58.10	54.64s (1)	27.27s (2)

Finish Position and metres gained from 800m



Trots Sectionals  
 Powered by  
[www.pjdata.com.au](http://www.pjdata.com.au)  
 Home of PJ Trots Analyser



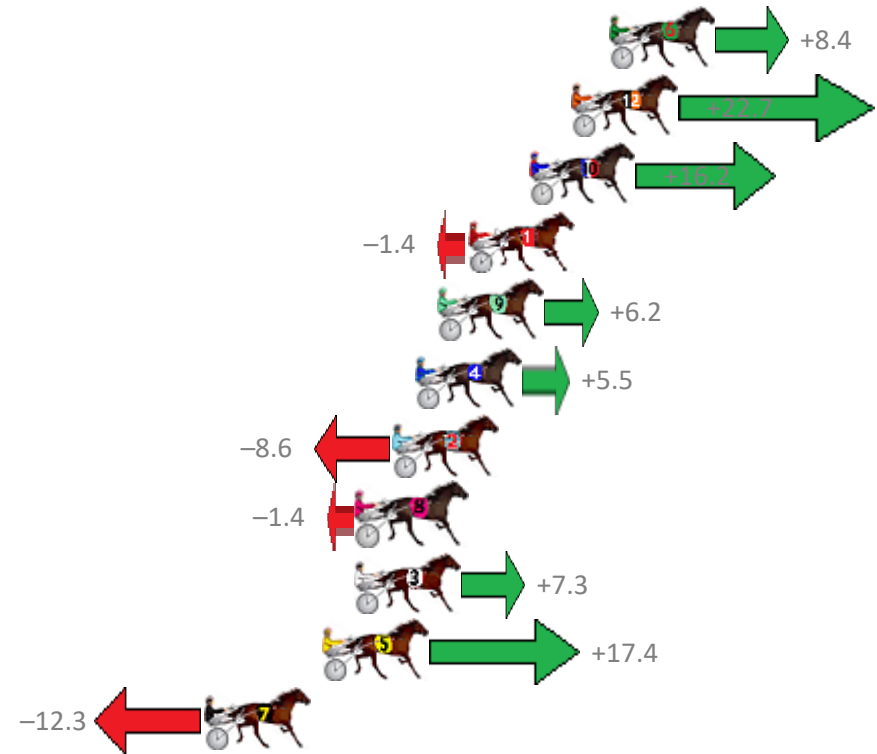
# Albion Park Race 2 Distance 2138m

Saturday, 4 November 2017

Gross Time: 2:33.10 MileRate: 1:55.20 LeadTime: 36.70s First Qtr: 28.80s Second Qtr: 29.00s Third Qtr: 29.20s Fourth Qtr: 29.40s

No Horse	Plc	Margin	Time	800Time (W)	400 Time (W)
6 MONTANA FALCON	1	0.0m	2:33.10	57.98s (1)	29.08s (1)
12 WYNBERG TERROR	2	1.5m	2:33.21	56.94s (2)	28.83s (2)
10 DEVIL DODGER	3	3.2m	2:33.34	57.41s (2)	29.28s (2)
1 FLOYD MAYWEATHER	4	5.6m	2:33.51	58.70s (0)	29.47s (0)
9 THE SMILER	5	6.8m	2:33.60	58.15s (0)	28.89s (1)
4 SHAREAPASSION	6	7.7m	2:33.67	58.20s (1)	29.97s (2)
2 COMPLY OR DIE	7	8.6m	2:33.73	59.23s (0)	30.03s (0)
8 EXCEPTIONAL MACH	8	10.0m	2:33.84	58.70s (0)	29.46s (0)
3 INA GREAT PLACE	9	10.1m	2:33.84	58.07s (1)	29.48s (1)
5 STIRLING WILLIAM	10	11.4m	2:33.94	57.33s (2)	29.24s (2)
7 BLUE POINTER	11	16.1m	2:34.28	59.50s (1)	30.58s (1)

Finish Position and metres gained from 800m



Trots Sectionals  
 Powered by  
[www.pjdata.com.au](http://www.pjdata.com.au)  
 Home of PJ Trots Analyser



The Racing Queensland Board (trading as Racing Queensland) and provider are not responsible for the completeness or accuracy of any of the information contained herein, and makes no representations about its suitability for any purpose.

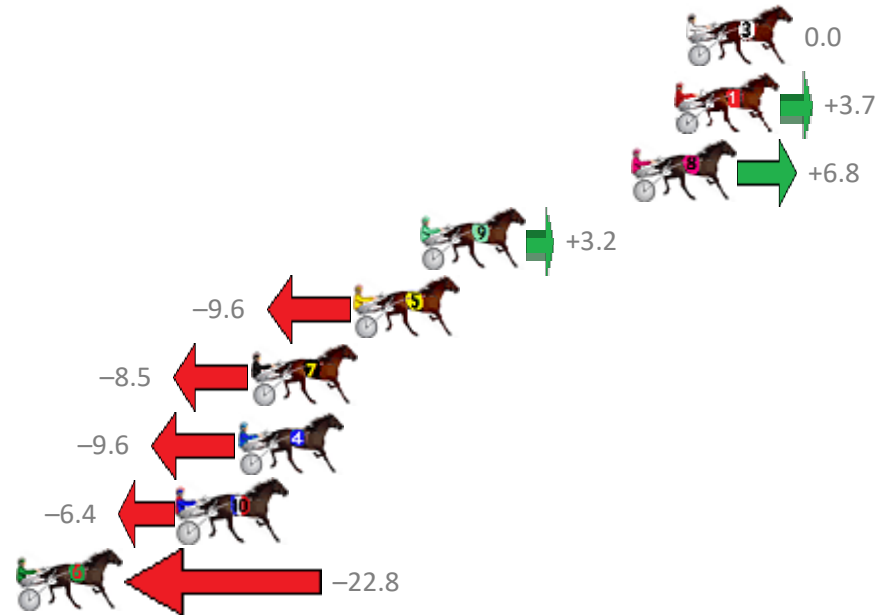
# Albion Park Race 3 Distance 1660m

Saturday, 4 November 2017

Gross Time: 1:57.40    MileRate: 1:53.80    LeadTime: 3.70s    First Qtr: 28.50s    Second Qtr: 29.60s    Third Qtr: 27.60s    Fourth Qtr: 28.00s

No	Horse	Plc	Margin	Time	800Time (W)	400 Time (W)
3	ANNIKA MAGIC	1	0.0m	1:57.40	55.60s (0)	28.00s (0)
1	LANCELOT BROMAC	2	0.5m	1:57.44	55.34s (0)	27.73s (0)
8	WITHALOTOFLUCK	3	2.2m	1:57.55	55.13s (0)	27.52s (0)
9	REMEMBER RUBY	4	10.6m	1:58.14	55.38s (1)	27.80s (0)
5	KARLOO TEN SEVENTY	5	13.2m	1:58.32	56.27s (1)	28.62s (1)
7	CONTROVERSIAL	6	17.3m	1:58.61	56.19s (2)	28.50s (2)
4	FRANCO SALISBURY	7	17.8m	1:58.65	56.27s (1)	28.46s (1)
10	ALTA SURREAL	8	20.2m	1:58.81	56.04s (2)	28.41s (2)
6	MACHIN OUT	9	26.6m	1:59.26	57.18s (2)	29.46s (2)

Finish Position and metres gained from 800m



Trots Sectionals  
 Powered by  
[www.pjdata.com.au](http://www.pjdata.com.au)  
 Home of PJ Trots Analyser



The Racing Queensland Board (trading as Racing Queensland) and provider are not responsible for the completeness or accuracy of any of the information contained herein, and makes no representations about its suitability for any purpose.


# Albion Park Race 4 Distance 1660m

Saturday, 4 November 2017

Gross Time: 1:59.10    MileRate: 1:55.40    LeadTime: 3.50s    First Qtr: 27.60s    Second Qtr: 31.10s    Third Qtr: 29.50s    Fourth Qtr: 27.40s

No	Horse	Plc	Margin	Time	800Time (W)	400 Time (W)
1	VILLAGE WITCH	1	0.0m	1:59.10	56.90s (0)	27.40s (0)
2	WESTERN BLAZE	2	0.4m	1:59.13	56.59s (0)	27.11s (0)
5	LIKEALLOFUS	3	4.9m	1:59.44	57.02s (1)	27.58s (1)
3	APPLAUSE	4	8.1m	1:59.65	56.82s (0)	27.35s (0)
10	RAESAWINNER	5	9.1m	1:59.72	56.59s (0)	27.13s (0)
4	DEANO ROBYN	6	9.3m	1:59.74	56.71s (1)	27.42s (1)
7	GANGSTER BOY	7	10.3m	1:59.81	57.09s (1)	27.75s (2)
9	MISTER ELEGANT	8	11.2m	1:59.87	56.50s (1)	27.48s (2)
11	TALLYHO BROMAC	9	12.2m	1:59.94	56.27s (1)	27.26s (2)
6	FOURS ENUF TAS	10	13.5m	2:00.02	56.57s (0)	27.12s (0)
8	ALWAYS MY MATE	11	15.5m	2:00.16	56.34s (0)	27.35s (1)

Finish Position and metres gained from 800m



Trots Sectionals  
 Powered by  
[www.pjdata.com.au](http://www.pjdata.com.au)  
 Home of PJ Trots Analyser



The Racing Queensland Board (trading as Racing Queensland) and provider are not responsible for the completeness or accuracy of any of the information contained herein, and makes no representations about its suitability for any purpose.


# Albion Park Race 5 Distance 1660m

Saturday, 4 November 2017

Gross Time: 1:57.50    MileRate: 1:53.90    LeadTime: 3.60s    First Qtr: 28.00s    Second Qtr: 29.90s    Third Qtr: 28.00s    Fourth Qtr: 28.00s

No	Horse	Plc	Margin	Time	800Time (W)	400 Time (W)
3	IM JOHNNY JET	1	0.0m	1:57.50	55.68s (0)	27.69s (0)
1	MAYWYNS BEST	2	2.6m	1:57.68	56.18s (0)	28.18s (0)
6	CHAL FIRE	3	11.0m	1:58.27	56.45s (1)	28.49s (1)
9	RUBYS BAD BOY	4	11.5m	1:58.31	56.16s (0)	28.12s (0)
4	CHEVAL ZEPPENOLOGY	5	12.4m	1:58.37	55.62s (1)	27.59s (1)
5	MONARKMAC	6	12.9m	1:58.40	56.27s (1)	28.30s (1)
10	CORPORAL LUNA	7	14.4m	1:58.51	56.07s (1)	28.08s (1)
11	LIGHTING COLONY	8	14.5m	1:58.51	55.71s (0)	27.74s (0)
2	PHILANDERER	9	15.1m	1:58.56	56.09s (0)	28.08s (0)
7	SUPALINER	10	21.5m	1:59.00	55.95s (1)	27.91s (1)
12	PEPPERALL	11	25.1m	1:59.26	56.13s (0)	28.09s (0)

Finish Position and metres gained from 800m



Trots Sectionals  
 Powered by  
[www.pjdata.com.au](http://www.pjdata.com.au)  
 Home of PJ Trots Analyser



The Racing Queensland Board (trading as Racing Queensland) and provider are not responsible for the completeness or accuracy of any of the information contained herein, and makes no representations about its suitability for any purpose.

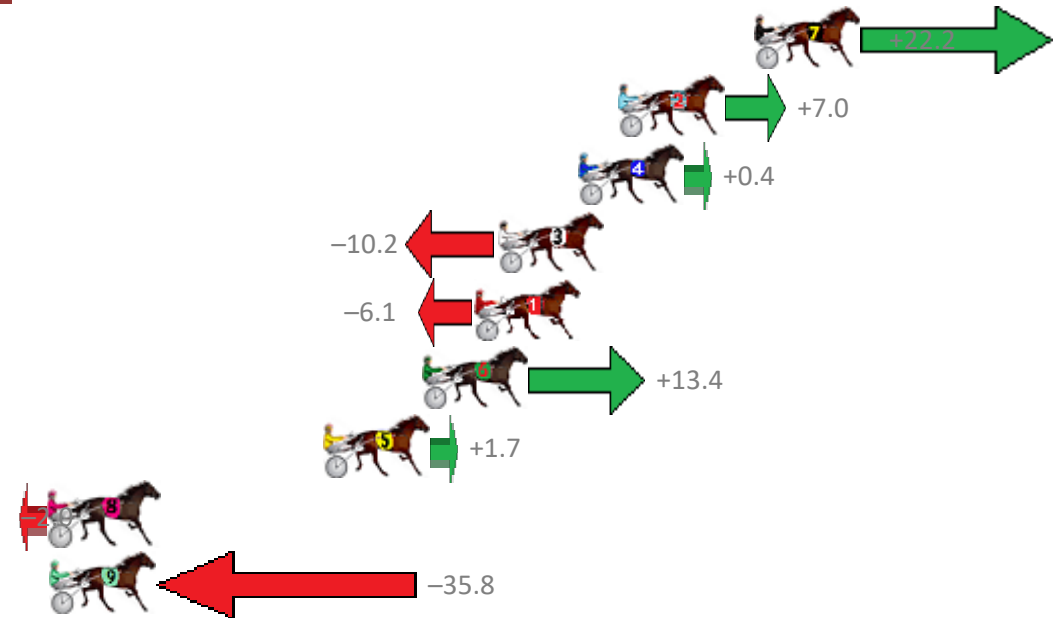
# Albion Park Race 6 Distance 1660m

Saturday, 4 November 2017

Gross Time: 1:57.20 MileRate: 1:53.60 LeadTime: 3.60s First Qtr: 27.40s Second Qtr: 29.00s Third Qtr: 28.80s Fourth Qtr: 28.40s

No	Horse	Plc	Margin	Time	800Time (W)	400 Time (W)
7	GLENFERRIE BOSS	1	0.0m	1:57.20	55.61s (0)	27.66s (0)
2	MAGOOGAN	2	5.4m	1:57.58	56.70s (1)	28.47s (2)
4	JACK HAMMER	3	7.0m	1:57.70	57.17s (1)	28.34s (1)
3	NUI TOC TIEN	4	10.2m	1:57.92	57.93s (0)	29.12s (0)
1	LIVING GRAND	5	11.1m	1:57.99	57.64s (0)	28.82s (0)
6	WITH AUTHORITY	6	13.2m	1:58.14	56.24s (1)	28.26s (2)
5	SIR SEMPER FIDELIS	7	17.1m	1:58.41	57.08s (1)	28.88s (2)
8	CASINO TOMMY	8	33.8m	1:59.60	57.34s (0)	29.54s (0)
9	FON IDEAL	9	36.6m	1:59.80	59.76s (1)	30.76s (1)

Finish Position and metres gained from 800m



Trots Sectionals  
 Powered by  
[www.pjdata.com.au](http://www.pjdata.com.au)  
 Home of PJ Trots Analyser



The Racing Queensland Board (trading as Racing Queensland) and provider are not responsible for the completeness or accuracy of any of the information contained herein, and makes no representations about its suitability for any purpose.


# Albion Park Race 7 Distance 1660m

Saturday, 4 November 2017

Gross Time: 1:59.80    MileRate: 1:56.10    LeadTime: 3.40s    First Qtr: 27.30s    Second Qtr: 32.40s    Third Qtr: 28.40s    Fourth Qtr: 28.30s

No	Horse	Plc	Margin	Time	800Time (W)	400 Time (W)
4	JAKES A JOY	1	0.0m	1:59.80	56.70s (0)	28.30s (0)
1	PROJECTILE	2	5.7m	2:00.20	56.76s (0)	28.25s (0)
7	MOONLIGHT EYRE	3	6.4m	2:00.25	57.05s (1)	28.57s (1)
8	DOMESTIC ART	4	8.1m	2:00.37	56.62s (0)	28.07s (0)
3	ONLY IN ROME	5	9.4m	2:00.47	56.50s (2)	28.51s (2)
2	RED ROCKER	6	9.8m	2:00.49	56.67s (1)	28.24s (2)
6	LEVI JADE	7	12.5m	2:00.68	57.17s (1)	28.70s (1)
5	READILY	8	13.2m	2:00.73	56.64s (0)	28.07s (0)
9	THANKU THANKU	9	13.2m	2:00.73	56.52s (1)	28.20s (3)

Finish Position and metres gained from 800m



Trots Sectionals  
 Powered by  
[www.pjdata.com.au](http://www.pjdata.com.au)  
 Home of PJ Trots Analyser



The Racing Queensland Board (trading as Racing Queensland) and provider are not responsible for the completeness or accuracy of any of the information contained herein, and makes no representations about its suitability for any purpose.




# Albion Park Race 8 Distance 1660m

Saturday, 4 November 2017

Gross Time: 2:00.00 MileRate: 1:56.40 LeadTime: 3.50s First Qtr: 28.20s Second Qtr: 32.00s Third Qtr: 28.70s Fourth Qtr: 27.60s

No	Horse	Plc	Margin	Time	800Time (W)	400 Time (W)
2	YANKEE STRUTTER	1	0.0m	2:00.00	56.30s (0)	27.60s (0)
1	HARD TO HEAR	2	1.1m	2:00.08	55.96s (0)	27.33s (0)
8	CROWNING GLORY	3	5.7m	2:00.39	55.94s (0)	27.29s (0)
9	MIDNIGHT MONTANA	4	5.9m	2:00.41	56.26s (1)	27.46s (1)
5	RUATO BAY	5	6.8m	2:00.47	56.44s (2)	27.88s (2)
3	WIN OR DIE	6	7.8m	2:00.54	56.69s (1)	27.93s (1)
10	CHANG MAI	7	11.1m	2:00.77	56.32s (1)	27.50s (1)
7	MODERN EDITION	8	12.7m	2:00.88	56.55s (2)	27.77s (2)
4	WEEDONS EXPRESS	9	16.0m	2:01.10	56.47s (2)	27.67s (2)
6	GHOST GUM	10	16.2m	2:01.12	56.37s (0)	27.71s (0)

Finish Position and metres gained from 800m



Trots Sectionals  
 Powered by  
[www.pjdata.com.au](http://www.pjdata.com.au)  
 Home of PJ Trots Analyser



The Racing Queensland Board (trading as Racing Queensland) and provider are not responsible for the completeness or accuracy of any of the information contained herein, and makes no representations about its suitability for any purpose.



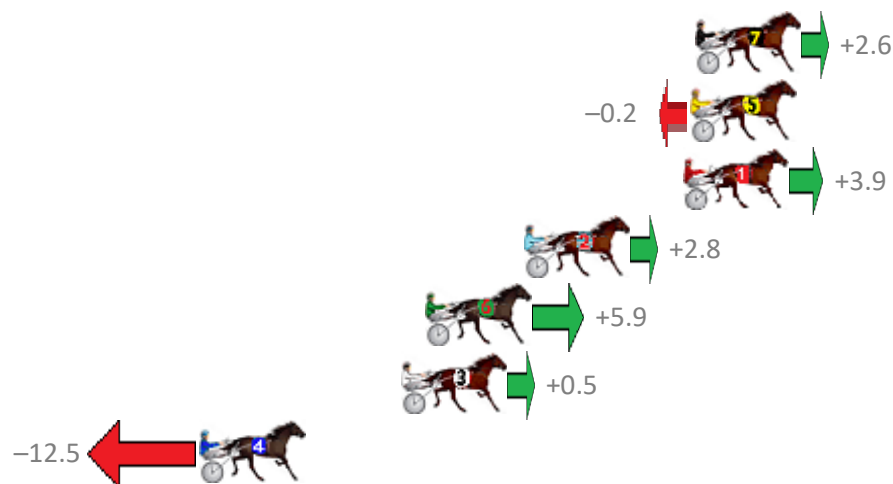
# Albion Park Race 9 Distance 1660m

Saturday, 4 November 2017

Gross Time: 1:55.40 MileRate: 1:51.90 LeadTime: 3.50s First Qtr: 27.60s Second Qtr: 29.10s Third Qtr: 27.70s Fourth Qtr: 27.50s

No	Horse	Plc	Margin	Time	800Time (W)	400 Time (W)
7	ULTIMATE ART	1	0.0m	1:55.40	55.02s (1)	27.44s (1)
5	GLENFERRIE HOOD	2	0.2m	1:55.41	55.21s (0)	27.51s (0)
1	OUR HI JINX	3	0.5m	1:55.43	54.93s (0)	27.19s (0)
2	MARKEY OH MARKEY	4	6.8m	1:55.87	55.01s (0)	27.17s (0)
6	MAJESTIC MAJOR	5	10.7m	1:56.14	54.79s (1)	26.90s (2)
3	ALLELUIA	6	11.7m	1:56.20	55.17s (1)	27.26s (2)
4	IDEAL SCOTT	7	19.7m	1:56.75	56.06s (1)	28.13s (1)

Finish Position and metres gained from 800m



Trots Sectionals  
 Powered by  
[www.pjdata.com.au](http://www.pjdata.com.au)  
 Home of PJ Trots Analyser



The Racing Queensland Board (trading as Racing Queensland) and provider are not responsible for the completeness or accuracy of any of the information contained herein, and makes no representations about its suitability for any purpose.

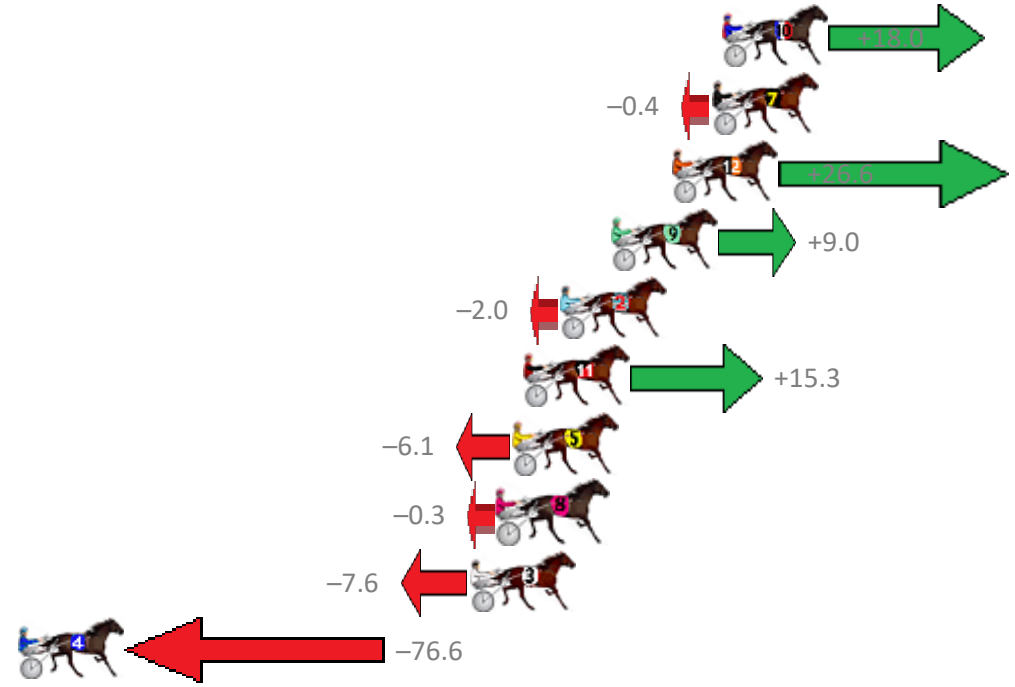
# Albion Park Race 10 Distance 1660m

Saturday, 4 November 2017

Gross Time: 1:59.10 MileRate: 1:55.50 LeadTime: 3.40s First Qtr: 27.60s Second Qtr: 30.20s Third Qtr: 28.40s Fourth Qtr: 29.50s

No	Horse	Plc	Margin	Time	800Time (W)	400 Time (W)
10	FIREBBY	1	0.0m	1:59.10	56.60s (1)	28.28s (2)
7	ELMAUR JOY	2	0.4m	1:59.13	57.93s (0)	29.53s (0)
12	IOWNATURBO	3	2.0m	1:59.25	55.97s (1)	27.77s (2)
9	CATCH THE BREEZE	4	4.4m	1:59.42	57.25s (2)	28.94s (3)
2	CALL ME YOURS	5	6.4m	1:59.57	58.04s (0)	29.44s (0)
11	SHARDONS SHERALEE	6	7.9m	1:59.68	56.79s (1)	28.52s (2)
5	GOTTA GLOW	7	8.3m	1:59.71	58.34s (1)	29.48s (1)
8	HAVETOGETAWAYMOR	8	8.9m	1:59.76	57.92s (0)	29.32s (0)
3	EVELYN JAY	9	10.0m	1:59.84	58.45s (2)	29.65s (2)
4	HEAVENS HINT	10	85.2m	2:05.38	63.44s (1)	33.63s (1)

Finish Position and metres gained from 800m



Trots Sectionals  
 Powered by  
[www.pjdata.com.au](http://www.pjdata.com.au)  
 Home of PJ Trots Analyser



The Racing Queensland Board (trading as Racing Queensland) and provider are not responsible for the completeness or accuracy of any of the information contained herein, and makes no representations about its suitability for any purpose.