

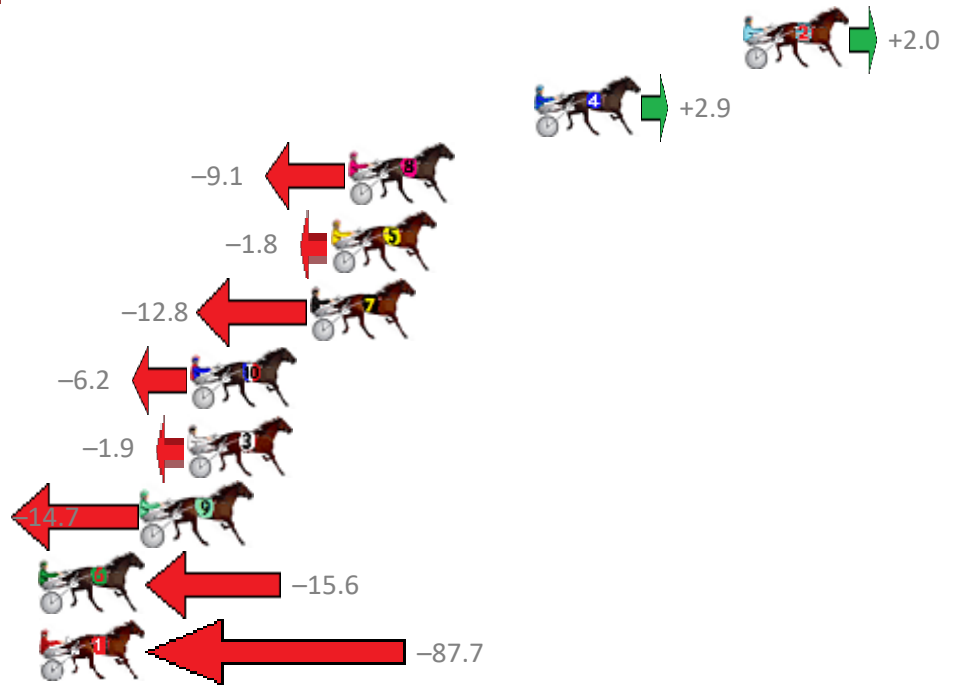
Redcliffe Race 1 Distance 2040m

Wednesday, 8 November 2017

Gross Time: 2:29.20 MileRate: 1:57.70 LeadTime: 30.10s First Qtr: 30.20s Second Qtr: 30.20s Third Qtr: 29.80s Fourth Qtr: 28.90s

No	Horse	Plc	Margin	Time	800Time (W)	400 Time (W)
2	SAMS A CHAMP	1	0.0m	2:29.20	58.55s (1)	28.90s (0)
4	MONUMENTAL	2	8.3m	2:29.80	58.49s (1)	29.05s (1)
8	TOP FLIGHT CRUIZE	3	15.7m	2:30.33	59.37s (1)	29.92s (1)
5	SPONDOOLEY	4	16.4m	2:30.38	58.83s (0)	28.80s (2)
7	FRENCH GLOBE	5	17.2m	2:30.44	59.64s (0)	29.26s (1)
10	RIVERBOAT PRINCE	6	22.0m	2:30.79	59.15s (1)	29.90s (2)
3	GOOD FEELINGS	7	22.1m	2:30.80	58.84s (1)	29.53s (2)
9	LISAS LAWYER	8	23.9m	2:30.93	59.78s (0)	29.34s (1)
6	MAJOR STRIKE	9	39.4m	2:32.05	59.84s (2)	30.61s (3)
1	ROWDYS ACE	10	87.7m	2:35.54	65.13s (0)	34.27s (0)

Finish Position and metres gained from 800m



Trots Sectionals
 Powered by
www.pjdata.com.au
 Home of PJ Trots Analyser



The Racing Queensland Board (trading as Racing Queensland) and provider are not responsible for the completeness or accuracy of any of the information contained herein, and makes no representations about its suitability for any purpose.


Redcliffe Race 2 Distance 1780m

Wednesday, 8 November 2017

Gross Time: 2:09.60 MileRate: 1:57.20 LeadTime: 11.70s First Qtr: 30.40s Second Qtr: 30.00s Third Qtr: 28.90s Fourth Qtr: 28.60s

No	Horse	Plc	Margin	Time	800Time (W)	400 Time (W)
9	ROYAL COUNSEL	1	0.0m	2:09.60	57.50s (1)	28.60s (1)
1	KETUT	2	10.8m	2:10.37	57.93s (0)	28.94s (0)
5	IMA SEA STORM	3	13.3m	2:10.55	58.08s (1)	29.18s (1)
2	USANE FLASH	4	13.4m	2:10.56	57.72s (1)	28.91s (2)
8	PASSIONATE FELLA	5	14.4m	2:10.63	57.36s (1)	28.60s (1)
7	REMEMBER RUBY	6	14.7m	2:10.65	57.88s (0)	28.89s (0)
6	TREVS NO ANGEL	7	16.9m	2:10.81	56.79s (1)	28.25s (2)
3	MONTCALM	8	19.6m	2:11.00	58.89s (0)	29.87s (0)
4	MIDNIGHT PROWLER	9	24.3m	2:11.34	57.69s (1)	28.96s (1)

Finish Position and metres gained from 800m



Trots Sectionals
 Powered by
www.pjdata.com.au
 Home of PJ Trots Analyser



The Racing Queensland Board (trading as Racing Queensland) and provider are not responsible for the completeness or accuracy of any of the information contained herein, and makes no representations about its suitability for any purpose.

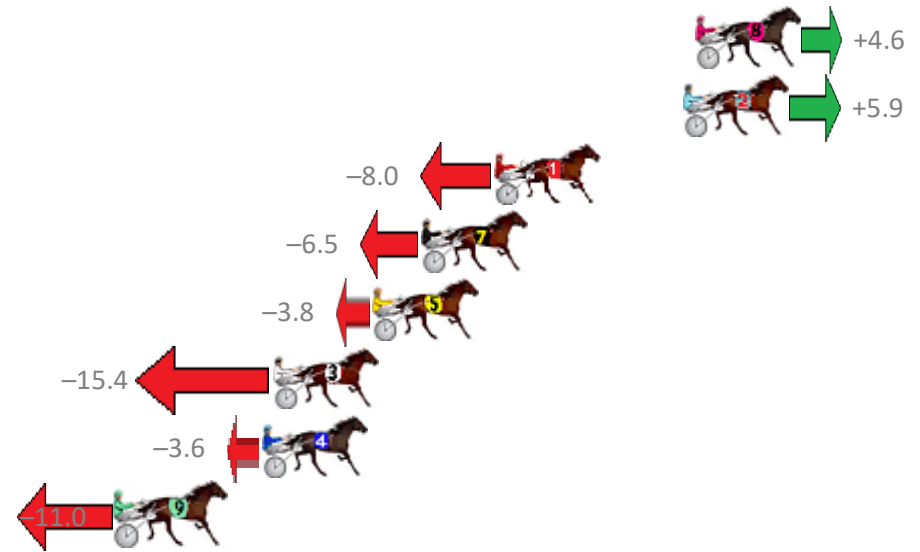
Redcliffe Race 3 Distance 2040m

Wednesday, 8 November 2017

Gross Time: 2:33.90 MileRate: 2:01.40 LeadTime: 32.40s First Qtr: 31.70s Second Qtr: 31.50s Third Qtr: 29.50s Fourth Qtr: 28.80s

No	Horse	Plc	Margin	Time	800Time (W)	400 Time (W)
8	SIR SEMPER FIDELIS	1	0.0m	2:33.90	57.96s (2)	28.66s (2)
2	VANTO HANOVER	2	0.5m	2:33.94	57.87s (1)	28.38s (1)
1	OSCARS GLORY	3	8.0m	2:34.48	58.88s (0)	29.38s (0)
7	BUBBALOOBAH	4	10.9m	2:34.68	58.77s (0)	29.25s (0)
5	BOB GAGE	5	12.8m	2:34.82	58.58s (2)	29.23s (2)
3	WEASEL	6	16.8m	2:35.11	59.42s (1)	29.88s (1)
4	BARON JUJON	7	17.2m	2:35.14	58.56s (2)	29.22s (2)
9	DOUBLE BAILEYS	8	23.0m	2:35.56	59.10s (1)	29.75s (0)

Finish Position and metres gained from 800m



Trots Sectionals
 Powered by
www.pjdata.com.au
 Home of PJ Trots Analyser



The Racing Queensland Board (trading as Racing Queensland) and provider are not responsible for the completeness or accuracy of any of the information contained herein, and makes no representations about its suitability for any purpose.

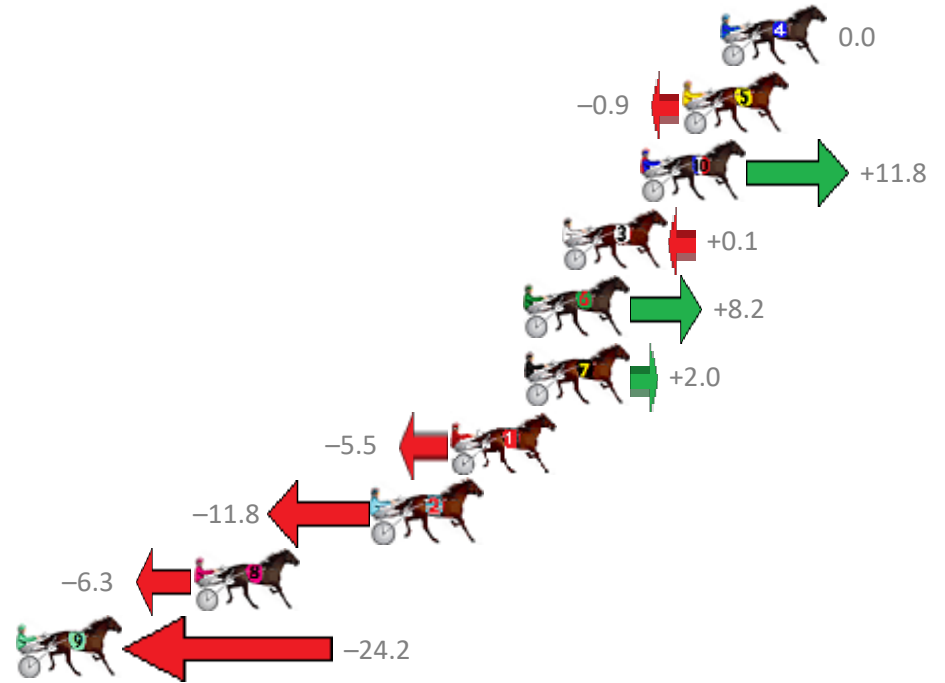
Redcliffe Race 4 Distance 1780m

Wednesday, 8 November 2017

Gross Time: 2:15.40 MileRate: 2:02.40 LeadTime: 11.70s First Qtr: 31.30s Second Qtr: 32.00s Third Qtr: 29.40s Fourth Qtr: 31.00s

No	Horse	Plc	Margin	Time	800Time (W)	400 Time (W)
4	THE FORMULA ONE	1	0.0m	2:15.40	60.40s (0)	31.00s (0)
5	BHAPPY	2	1.5m	2:15.52	60.47s (1)	30.78s (1)
10	LATIN BEATS	3	3.2m	2:15.65	59.51s (2)	29.88s (3)
3	NOTTELLINYA	4	6.3m	2:15.89	60.39s (1)	30.78s (1)
6	ARMBROS LAD	5	7.8m	2:16.00	59.78s (1)	30.47s (1)
7	WEBBY VANDERQUACK	6	7.8m	2:16.00	60.25s (0)	30.69s (0)
1	SHERKHAN	7	10.7m	2:16.23	60.82s (0)	31.26s (0)
2	CHANG	8	13.8m	2:16.47	61.29s (2)	31.43s (2)
8	THE JEWEL THIEF	9	20.9m	2:17.02	60.88s (0)	31.27s (0)
9	LIGHTHORSE	10	34.8m	2:18.10	62.23s (2)	32.64s (2)

Finish Position and metres gained from 800m



Trots Sectionals
 Powered by
www.pjdata.com.au
 Home of PJ Trots Analyser



The Racing Queensland Board (trading as Racing Queensland) and provider are not responsible for the completeness or accuracy of any of the information contained herein, and makes no representations about its suitability for any purpose.

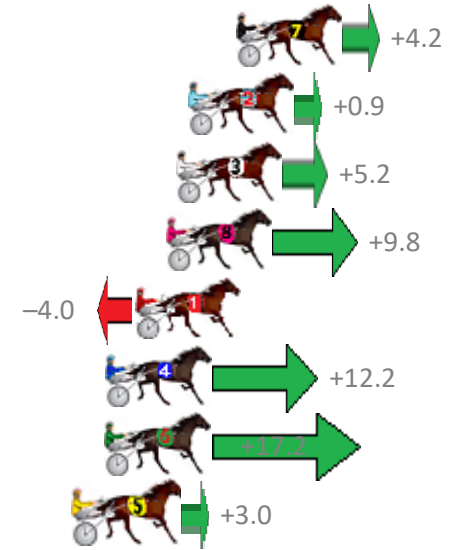
Redcliffe Race 5 Distance 1780m

Wednesday, 8 November 2017

Gross Time: 2:14.40 MileRate: 2:01.50 LeadTime: 11.60s First Qtr: 31.10s Second Qtr: 32.40s Third Qtr: 30.10s Fourth Qtr: 29.20s

No	Horse	Plc	Margin	Time	800Time (W)	400 Time (W)
7	BLACK BELT	1	0.0m	2:14.40	58.99s (0)	28.89s (0)
2	TARIN KOWT	2	1.9m	2:14.54	59.23s (1)	29.13s (1)
3	SIR RORY	3	2.4m	2:14.58	58.91s (1)	28.85s (1)
8	ONE TO TANGO	4	2.8m	2:14.60	58.57s (1)	28.86s (2)
1	VILLAGE CRUISER	5	4.0m	2:14.69	59.60s (0)	29.49s (0)
4	COUNTERFEIT CASH	6	5.2m	2:14.78	58.40s (1)	28.54s (1)
6	FALCON VISTA	7	5.2m	2:14.78	58.03s (1)	28.09s (1)
5	HAVETOGETAWAYMOR	8	6.4m	2:14.87	59.08s (0)	29.00s (0)

Finish Position and metres gained from 800m



Trots Sectionals
 Powered by
www.pjdata.com.au
 Home of PJ Trots Analyser



The Racing Queensland Board (trading as Racing Queensland) and provider are not responsible for the completeness or accuracy of any of the information contained herein, and makes no representations about its suitability for any purpose.

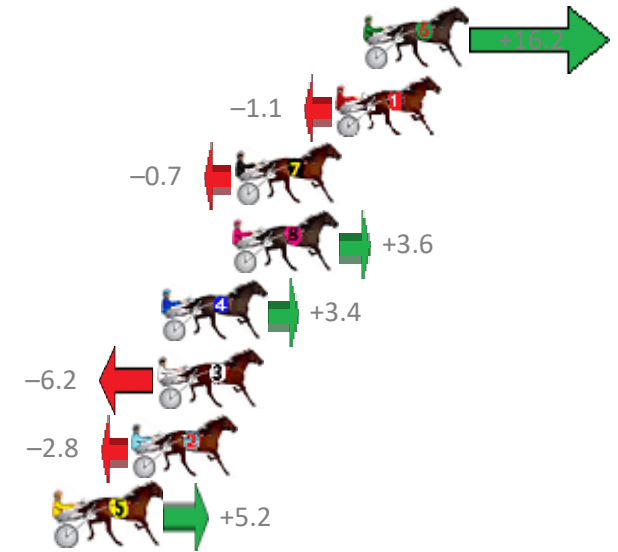
Redcliffe Race 6 Distance 1780m

Wednesday, 8 November 2017

Gross Time: 2:12.10 MileRate: 1:59.40 LeadTime: 11.70s First Qtr: 29.10s Second Qtr: 31.30s Third Qtr: 29.70s Fourth Qtr: 30.30s

No	Horse	Plc	Margin	Time	800Time (W)	400 Time (W)
6	ALTANA BLUE	1	0.0m	2:12.10	58.78s (1)	29.60s (2)
1	TRENTLEIGH	2	1.1m	2:12.18	60.08s (0)	30.38s (0)
7	CALCAVADO	3	5.1m	2:12.49	60.05s (0)	30.29s (0)
8	ANNAS BEST	4	5.2m	2:12.49	59.73s (0)	29.95s (0)
4	ARBIT MAJOR	5	8.0m	2:12.71	59.74s (1)	29.98s (1)
3	MIRACLESDOAPPEN	6	8.2m	2:12.72	60.47s (1)	30.72s (1)
2	PRECIOUS CULLEN	7	9.2m	2:12.80	60.21s (1)	30.48s (1)
5	THE AMERICAN DREAM	8	12.2m	2:13.02	59.61s (2)	30.86s (2)

Finish Position and metres gained from 800m



Trots Sectionals
 Powered by
www.pjdata.com.au
 Home of PJ Trots Analyser



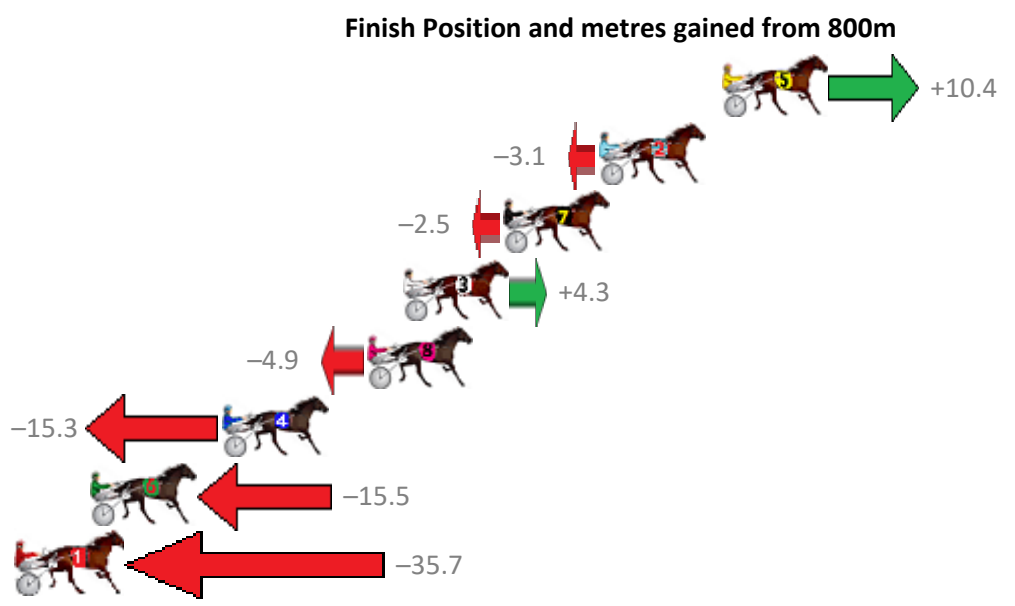
The Racing Queensland Board (trading as Racing Queensland) and provider are not responsible for the completeness or accuracy of any of the information contained herein, and makes no representations about its suitability for any purpose.

Redcliffe Race 7 Distance 2613m

Wednesday, 8 November 2017

Gross Time: 3:26.50 MileRate: 2:05.80 LeadTime: 81.20s First Qtr: 31.40s Second Qtr: 32.50s Third Qtr: 30.40s Fourth Qtr: 31.00s

No	Horse	Plc	Margin	Time	800Time (W)	400 Time (W)
5	TWICE AS MUCH	1	0.0m	3:26.50	60.60s (1)	30.36s (3)
2	TAIMATE SUCCESS	2	4.9m	3:26.88	61.64s (1)	31.38s (1)
7	MONORAIL	3	8.7m	3:27.17	61.59s (1)	31.32s (1)
3	LAVROS SEGIL	4	12.7m	3:27.48	61.07s (1)	30.98s (2)
8	ALL STAR ANGUS	5	14.1m	3:27.59	61.78s (0)	31.29s (1)
4	FOURSHARESMOREBEE	6	19.9m	3:28.04	62.57s (0)	31.92s (0)
6	CHEVALS RACER	7	25.1m	3:28.45	62.59s (2)	32.60s (2)
1	STEVES STAR	8	35.7m	3:29.27	64.14s (0)	33.52s (0)



Trots Sectionals
 Powered by
www.pjdata.com.au
 Home of PJ Trots Analyser



The Racing Queensland Board (trading as Racing Queensland) and provider are not responsible for the completeness or accuracy of any of the information contained herein, and makes no representations about its suitability for any purpose.