

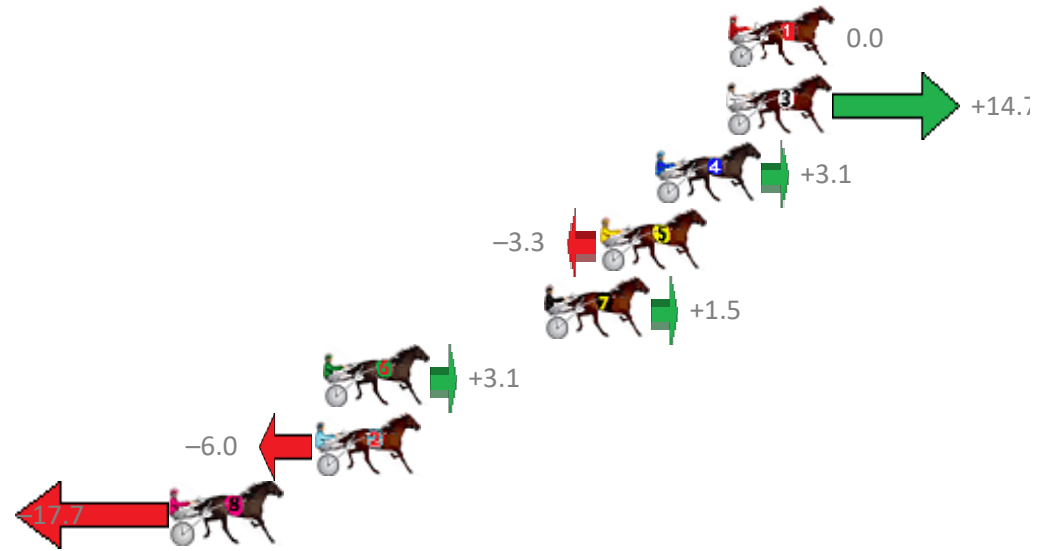
# Albion Park Race 1 Distance 2138m

Tuesday, 14 November 2017

Gross Time: 2:40.90 MileRate: 2:01.10 LeadTime: 39.30s First Qtr: 30.90s Second Qtr: 32.00s Third Qtr: 29.90s Fourth Qtr: 28.80s

No Horse	Plc	Margin	Time	800Time (W)	400 Time (W)
1 SPUD	1	0.0m	2:40.90	58.70s (0)	28.80s (0)
3 TWICE AS MUCH	2	0.1m	2:40.91	57.62s (1)	28.63s (2)
4 FOURSHARESMOREBEE	3	2.9m	2:41.11	58.47s (1)	28.52s (1)
5 MONORAIL	4	5.1m	2:41.27	58.94s (1)	29.01s (1)
7 LYSENKO	5	7.3m	2:41.43	58.59s (0)	28.59s (0)
6 BLUE DON	6	16.1m	2:42.06	58.47s (1)	29.27s (2)
2 LANSBURY	7	16.4m	2:42.08	59.14s (1)	29.13s (1)
8 ALL STAR ANGUS	8	22.1m	2:42.49	60.00s (0)	30.02s (0)

Finish Position and metres gained from 800m



Trots Sectionals  
 Powered by  
[www.pjdata.com.au](http://www.pjdata.com.au)  
 Home of PJ Trots Analyser



The Racing Queensland Board (trading as Racing Queensland) and provider are not responsible for the completeness or accuracy of any of the information contained herein, and makes no representations about its suitability for any purpose.

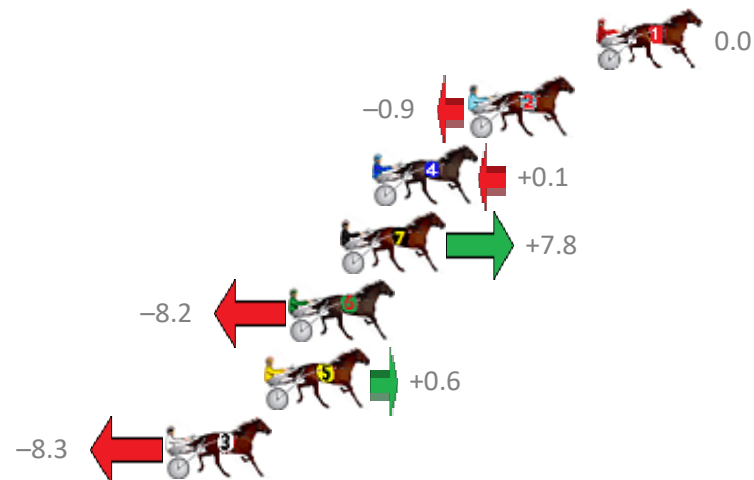
# Albion Park Race 2 Distance 2138m

Tuesday, 14 November 2017

Gross Time: 2:39.60 MileRate: 2:00.10 LeadTime: 40.40s First Qtr: 31.20s Second Qtr: 32.00s Third Qtr: 28.30s Fourth Qtr: 27.70s

No	Horse	Plc	Margin	Time	800Time (W)	400 Time (W)
1	THE CARINGBAH KID	1	0.0m	2:39.60	56.00s (0)	27.70s (0)
2	MY LADY LINDA	2	5.1m	2:39.95	56.06s (0)	27.73s (0)
4	GLOVEMAN GILLY	3	8.9m	2:40.22	55.99s (1)	27.57s (1)
7	SAND SAFARI	4	10.2m	2:40.31	55.45s (1)	27.01s (1)
6	ROCKWITH THEDEVIL	5	12.2m	2:40.44	56.57s (1)	28.32s (1)
5	COUNTERFEIT CASH	6	13.2m	2:40.51	55.96s (1)	27.55s (1)
3	ANY WONDER	7	17.1m	2:40.78	56.58s (0)	28.22s (0)

Finish Position and metres gained from 800m



Trots Sectionals  
 Powered by  
[www.pjdata.com.au](http://www.pjdata.com.au)  
 Home of PJ Trots Analyser



The Racing Queensland Board (trading as Racing Queensland) and provider are not responsible for the completeness or accuracy of any of the information contained herein, and makes no representations about its suitability for any purpose.

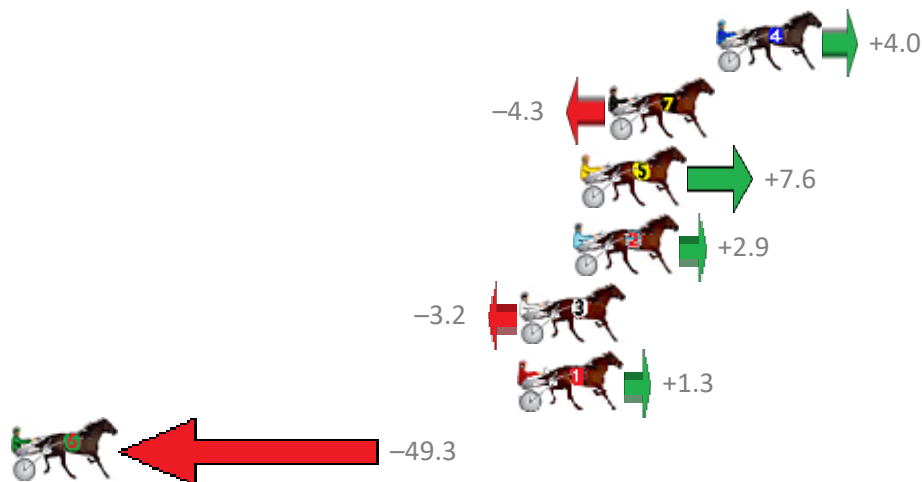
# Albion Park Race 3 Distance 1660m

Tuesday, 14 November 2017

Gross Time: 1:57.40 MileRate: 1:53.90 LeadTime: 3.40s First Qtr: 27.20s Second Qtr: 30.60s Third Qtr: 27.90s Fourth Qtr: 28.30s

No	Horse	Plc	Margin	Time	800Time (W)	400 Time (W)
4	STORMFORTHEBOYS	1	0.0m	1:57.40	55.92s (1)	28.06s (1)
7	MONTANA FALCON	2	4.3m	1:57.70	56.50s (0)	28.60s (0)
5	MAFUTA VAUTIN	3	5.4m	1:57.78	55.67s (1)	27.75s (2)
2	CONTROVERSIAL	4	5.7m	1:57.80	56.00s (1)	28.11s (1)
3	AMAJORJO	5	7.8m	1:57.95	56.42s (0)	28.51s (0)
1	IM JOHNNY JET	6	7.9m	1:57.96	56.11s (0)	28.19s (0)
6	JACCKA LONNY	7	63.9m	2:01.92	59.66s (0)	30.63s (0)

Finish Position and metres gained from 800m



Trots Sectionals  
 Powered by  
[www.pjdata.com.au](http://www.pjdata.com.au)  
 Home of PJ Trots Analyser



The Racing Queensland Board (trading as Racing Queensland) and provider are not responsible for the completeness or accuracy of any of the information contained herein, and makes no representations about its suitability for any purpose.

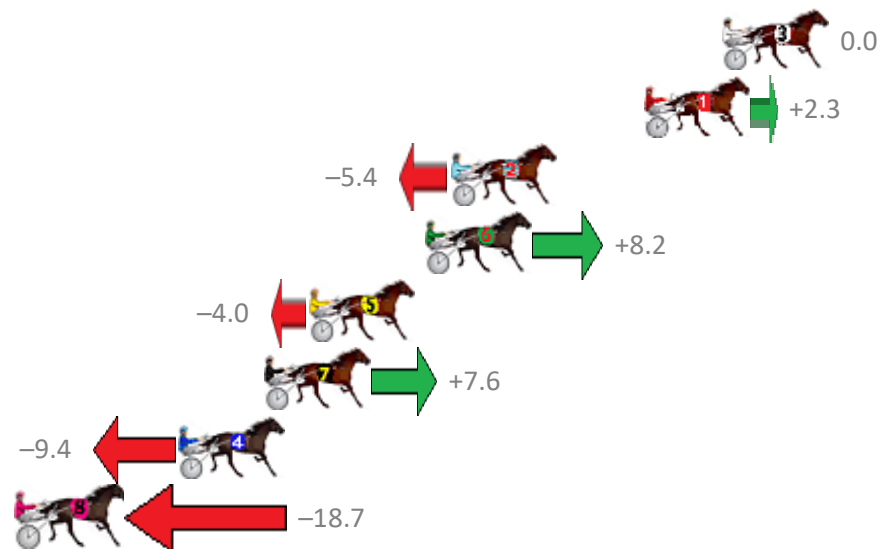
# Albion Park Race 4 Distance 1119m

Tuesday, 14 November 2017

Gross Time: 1:16.10 MileRate: 1:49.50 LeadTime: 20.30s First Qtr: 0.00s Second Qtr: 0.00s Third Qtr: 28.20s Fourth Qtr: 27.60s

No	Horse	Plc	Margin	Time	800Time (W)	400 Time (W)
3	STATEMENT MADE	1	0.0m	1:16.10	55.80s (0)	27.60s (0)
1	BET IM SPECIAL	2	3.1m	1:16.31	55.64s (0)	27.48s (0)
2	PARISIAN ROCKSTAR	3	10.8m	1:16.85	56.18s (1)	27.93s (1)
6	MISTER XJ	4	11.8m	1:16.91	55.23s (1)	27.35s (1)
5	DOMESTIC ART	5	16.4m	1:17.23	56.08s (1)	27.97s (1)
7	MASTER MONTANA	6	18.2m	1:17.36	55.27s (1)	27.57s (0)
4	MY AJAYE	7	21.6m	1:17.59	56.46s (2)	28.10s (2)
8	STEEVEJAY	8	32.7m	1:18.36	57.10s (0)	28.90s (0)

Finish Position and metres gained from 800m



Trots Sectionals  
 Powered by  
[www.pjdata.com.au](http://www.pjdata.com.au)  
 Home of PJ Trots Analyser



The Racing Queensland Board (trading as Racing Queensland) and provider are not responsible for the completeness or accuracy of any of the information contained herein, and makes no representations about its suitability for any purpose.


# Albion Park Race 5 Distance 1660m

Tuesday, 14 November 2017

Gross Time: 1:59.00 MileRate: 1:55.30 LeadTime: 3.50s First Qtr: 27.10s Second Qtr: 31.10s Third Qtr: 28.80s Fourth Qtr: 28.50s

No	Horse	Plc	Margin	Time	800Time (W)	400 Time (W)
6	GASMONKEY	1	0.0m	1:59.00	57.10s (1)	28.43s (1)
8	RIVERLEIGH ROCKET	2	5.1m	1:59.36	56.48s (1)	27.60s (1)
9	RUATO BAY	3	10.3m	1:59.73	57.18s (1)	28.28s (1)
3	CROWNING GLORY	4	17.0m	2:00.21	58.52s (0)	29.71s (0)
2	CORRINYAH CONMAN	5	21.1m	2:00.50	58.50s (0)	29.63s (0)
1	OFFICIANADO	6	22.1m	2:00.57	58.34s (1)	29.55s (1)
4	MISTER FANTANGLES	7	37.0m	2:01.64	59.26s (0)	30.44s (0)
7	BISPING	8	193.8m	2:12.81	66.17s (0)	33.05s (0)

Finish Position and metres gained from 800m



Trots Sectionals  
 Powered by  
[www.pjdata.com.au](http://www.pjdata.com.au)  
 Home of PJ Trots Analyser



The Racing Queensland Board (trading as Racing Queensland) and provider are not responsible for the completeness or accuracy of any of the information contained herein, and makes no representations about its suitability for any purpose.

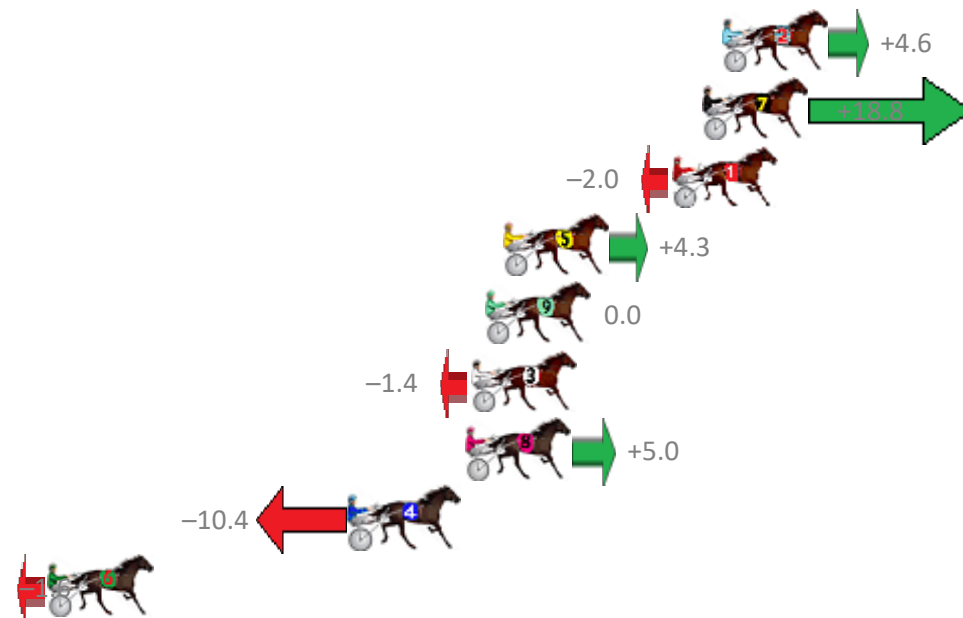
# Albion Park Race 6 Distance 2138m

Tuesday, 14 November 2017

Gross Time: 2:36.00 MileRate: 1:57.40 LeadTime: 38.40s First Qtr: 30.40s Second Qtr: 30.20s Third Qtr: 29.00s Fourth Qtr: 28.00s

No	Horse	Plc	Margin	Time	800Time (W)	400 Time (W)
2	THATS HOW WEROLL	1	0.0m	2:36.00	56.67s (0)	27.69s (0)
7	ELENIARK	2	0.8m	2:36.06	55.66s (2)	27.50s (2)
1	OLIVER WINKLE	3	2.0m	2:36.14	57.14s (0)	28.14s (0)
5	HARD TO HEAR	4	8.7m	2:36.61	56.69s (1)	27.74s (1)
9	RARING TO GO	5	9.4m	2:36.66	57.00s (0)	27.94s (0)
3	IMA TOP TYCOON	6	10.0m	2:36.70	57.10s (1)	28.21s (1)
8	SUBTLE DELIGHT	7	10.2m	2:36.71	56.64s (2)	28.48s (2)
4	SUBTLE ADVICE	8	14.8m	2:37.04	57.74s (1)	28.88s (1)
6	ILIKEMILLIE	9	26.8m	2:37.88	57.11s (1)	28.85s (2)

Finish Position and metres gained from 800m



Trots Sectionals  
 Powered by  
[www.pjdata.com.au](http://www.pjdata.com.au)  
 Home of PJ Trots Analyser



The Racing Queensland Board (trading as Racing Queensland) and provider are not responsible for the completeness or accuracy of any of the information contained herein, and makes no representations about its suitability for any purpose.

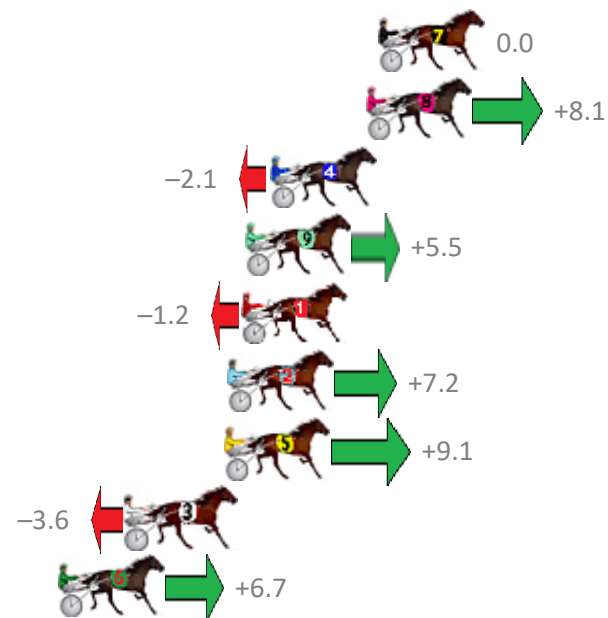
# Albion Park Race 7 Distance 2138m

Tuesday, 14 November 2017

Gross Time: 2:34.30 MileRate: 1:56.10 LeadTime: 37.30s First Qtr: 30.10s Second Qtr: 29.70s Third Qtr: 28.20s Fourth Qtr: 29.00s

No Horse	Plc	Margin	Time	800Time (W)	400 Time (W)
7 TREVS NO ANGEL	1	0.0m	2:34.30	57.20s (0)	29.00s (0)
8 CHAL FIRE	2	0.5m	2:34.34	56.62s (0)	28.33s (0)
4 POMPIDOU	3	4.3m	2:34.61	57.35s (1)	28.93s (1)
9 CORPORAL LUNA	4	5.3m	2:34.68	56.81s (1)	28.30s (1)
1 MIDNIGHT PROWLER	5	5.4m	2:34.69	57.29s (0)	29.00s (0)
2 RORY MACH	6	6.0m	2:34.74	56.69s (0)	28.38s (0)
5 SAMMYS A KRIDEN	7	6.1m	2:34.74	56.55s (1)	27.95s (1)
3 THE PACMAN	8	10.0m	2:35.03	57.46s (1)	29.00s (1)
6 PHILANDERER	9	12.7m	2:35.22	56.72s (1)	28.75s (2)

Finish Position and metres gained from 800m



Trots Sectionals  
 Powered by  
[www.pjdata.com.au](http://www.pjdata.com.au)  
 Home of PJ Trots Analyser



The Racing Queensland Board (trading as Racing Queensland) and provider are not responsible for the completeness or accuracy of any of the information contained herein, and makes no representations about its suitability for any purpose.