

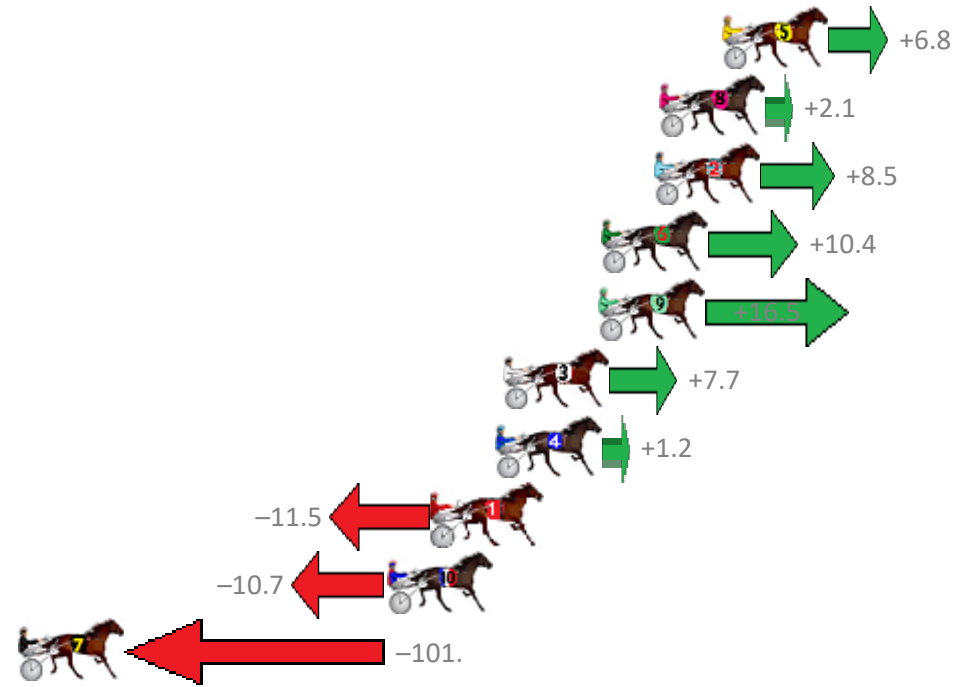
Redcliffe Race 1 Distance 1780m

Wednesday, 27 December 2017

Gross Time: 2:11.50 MileRate: 1:58.90 LeadTime: 11.30s First Qtr: 31.10s Second Qtr: 28.90s Third Qtr: 29.60s Fourth Qtr: 30.60s

No	Horse	Plc	Margin	Time	800Time (W)	400 Time (W)
5	VADER	1	0.0m	2:11.50	59.69s (1)	30.05s (2)
8	NO CONFESSION	2	2.5m	2:11.69	60.04s (0)	30.45s (0)
2	CALCAVADO	3	2.7m	2:11.71	59.56s (1)	29.93s (1)
6	SPONDOOLEY	4	4.8m	2:11.87	59.42s (0)	29.91s (0)
9	GUTS	5	4.9m	2:11.87	58.96s (1)	29.57s (2)
3	ASHLEYS ANGEL	6	8.7m	2:12.17	59.62s (1)	30.00s (1)
4	FALCON VISTA	7	9.0m	2:12.19	60.11s (0)	30.57s (0)
1	CERTAINLYWILLBE	8	11.5m	2:12.38	61.07s (0)	31.48s (0)
10	MASTER MONTANA	9	13.3m	2:12.52	61.01s (1)	31.37s (1)
7	CHICKEN ON A CHAIN	10	123.8m	2:20.97	67.80s (0)	37.58s (0)

Finish Position and metres gained from 800m



Trots Sectionals
 Powered by
www.pjdata.com.au
 Home of PJ Trots Analyser




The Racing Queensland Board (trading as Racing Queensland) and provider are not responsible for the completeness or accuracy of any of the information contained herein, and makes no representations about its suitability for any purpose.

Redcliffe Race 2 Distance 1780m

Wednesday, 27 December 2017

Gross Time: 2:12.30 MileRate: 1:59.60 LeadTime: 11.40s First Qtr: 31.00s Second Qtr: 30.80s Third Qtr: 29.10s Fourth Qtr: 30.00s

NoHorse	Plc	Margin	Time	800Time (W)	400 Time (W)
9 CHEERS KATHY	1	0.0m	2:12.30	58.23s (1)	29.91s (2)
4 BETTOR TOGETHER	2	3.9m	2:12.59	59.27s (1)	30.25s (1)
1 ELLBEEBLISS	3	7.2m	2:12.84	59.29s (0)	30.19s (0)
7 ROYAL TAZ	4	11.0m	2:13.13	59.25s (0)	30.17s (0)
6 ALTANA BLUE	5	11.1m	2:13.13	58.43s (2)	30.34s (2)
3 MISTER FANTANGLES	6	17.9m	2:13.64	59.17s (1)	30.40s (2)
2 HE CAN TALK	7	23.6m	2:14.07	60.84s (0)	31.77s (0)
5 WASTE OF TIME	8	24.0m	2:14.10	59.87s (0)	30.74s (1)
8 GLASSCUTTERSPIRIT	9	39.4m	2:15.26	61.51s (1)	32.30s (1)



Trots Sectionals
 Powered by
www.pjdata.com.au
 Home of PJ Trots Analyser



The Racing Queensland Board (trading as Racing Queensland) and provider are not responsible for the completeness or accuracy of any of the information contained herein, and makes no representations about its suitability for any purpose.

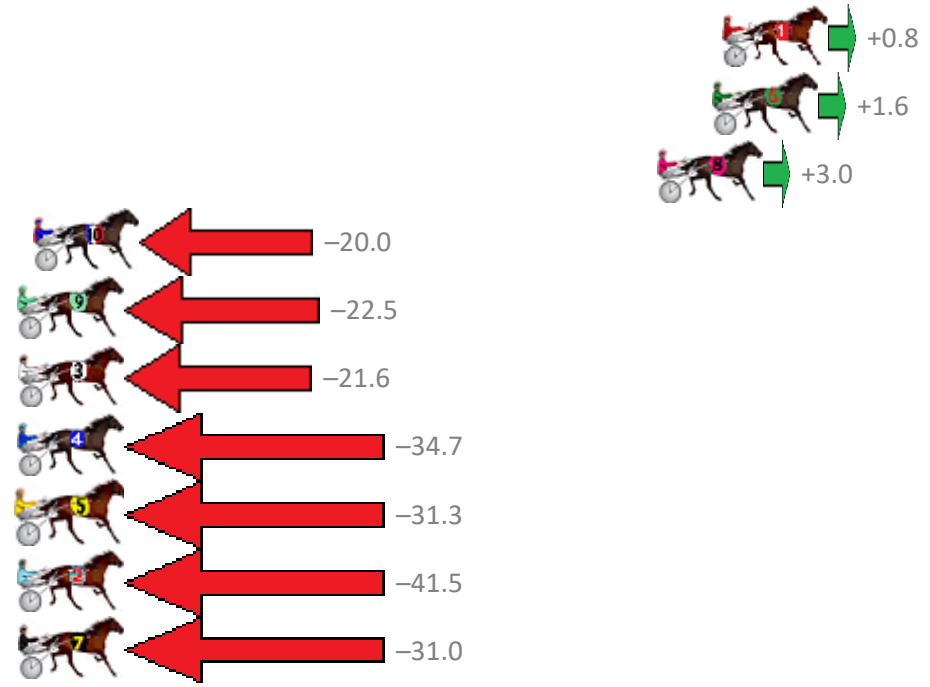
Redcliffe Race 3 Distance 2040m

Wednesday, 27 December 2017

Gross Time: 2:32.30 MileRate: 2:00.20 LeadTime: 31.70s First Qtr: 31.10s Second Qtr: 31.10s Third Qtr: 28.60s Fourth Qtr: 29.80s

No Horse	Plc	Margin	Time	800Time (W)	400 Time (W)
1 DAPPER	1	0.0m	2:32.30	58.34s (0)	29.80s (0)
6 CELTIC CRUZA	2	0.4m	2:32.33	58.28s (2)	29.76s (2)
8 COMIGAL	3	2.6m	2:32.49	58.18s (0)	29.62s (0)
10 WEASEL	4	27.4m	2:34.34	59.86s (2)	31.05s (3)
9 CAESAR COURT	5	32.7m	2:34.74	60.04s (0)	31.28s (0)
3 HOOFNIT	6	37.6m	2:35.10	59.98s (1)	31.05s (1)
4 SWAFFHAM WATER	7	39.3m	2:35.23	60.93s (1)	31.88s (2)
5 THE CARINGBAH KID	8	40.3m	2:35.30	60.68s (1)	31.73s (1)
2 SUMMER MONEY	9	41.5m	2:35.39	61.43s (1)	32.34s (1)
7 HOT ROD HEAVEN	10	46.4m	2:35.76	60.66s (0)	31.53s (0)

Finish Position and metres gained from 800m



Trots Sectionals
 Powered by
www.pjdata.com.au
 Home of PJ Trots Analyser



The Racing Queensland Board (trading as Racing Queensland) and provider are not responsible for the completeness or accuracy of any of the information contained herein, and makes no representations about its suitability for any purpose.

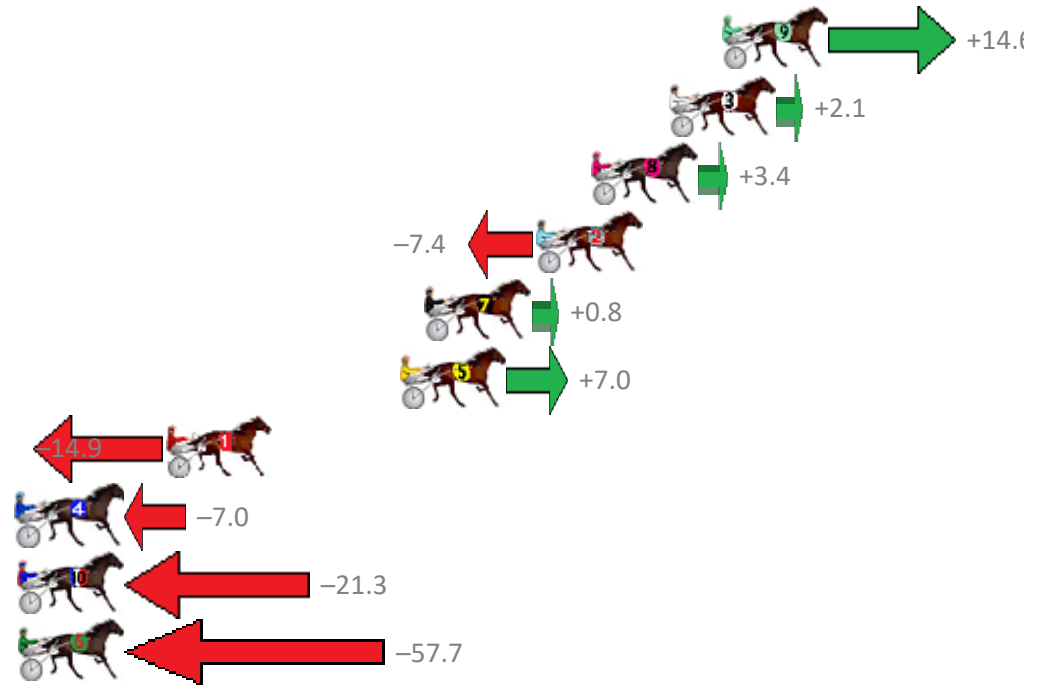
Redcliffe Race 4 Distance 1780m

Wednesday, 27 December 2017

Gross Time: 2:12.70 MileRate: 2:00.00 LeadTime: 11.40s First Qtr: 30.10s Second Qtr: 31.60s Third Qtr: 28.80s Fourth Qtr: 30.80s

No	Horse	Plc	Margin	Time	800Time (W)	400 Time (W)
9	MONKSEATON	1	0.0m	2:12.70	58.51s (1)	29.44s (1)
3	ASHI JETSUN	2	2.1m	2:12.86	59.44s (1)	30.56s (0)
8	LYNCHMAN	3	5.2m	2:13.10	59.35s (1)	30.40s (1)
2	PALE BEAR BOO	4	7.4m	2:13.27	60.15s (0)	31.37s (0)
7	TAKALOOKATMENOW	5	11.8m	2:13.61	59.54s (0)	30.48s (0)
5	ARCHIECANO	6	12.8m	2:13.69	59.08s (1)	30.12s (0)
1	FAMOUS SHOES	7	22.1m	2:14.40	60.71s (0)	31.67s (0)
4	LEO THE LION	8	28.0m	2:14.86	60.12s (2)	31.34s (2)
10	MISS POSITIVITY	9	33.9m	2:15.31	61.19s (2)	32.39s (2)
6	SAND SAFARI	10	65.5m	2:17.74	63.90s (2)	33.75s (0)

Finish Position and metres gained from 800m



Trots Sectionals
 Powered by
www.pjdata.com.au
 Home of PJ Trots Analyser



The Racing Queensland Board (trading as Racing Queensland) and provider are not responsible for the completeness or accuracy of any of the information contained herein, and makes no representations about its suitability for any purpose.

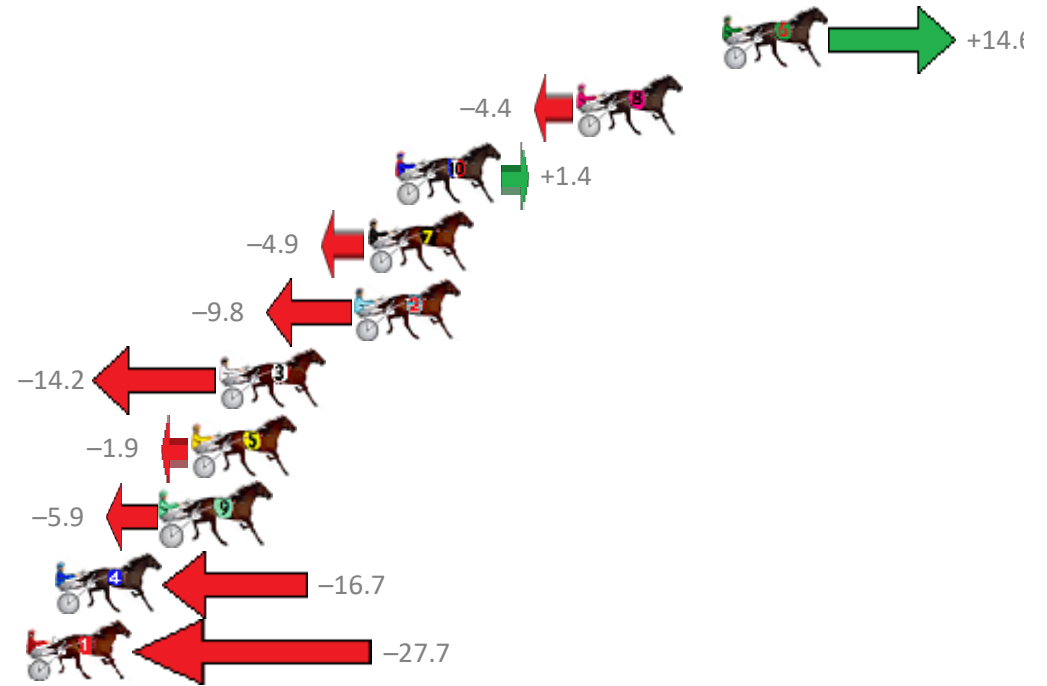
Redcliffe Race 5 Distance 1780m

Wednesday, 27 December 2017

Gross Time: 2:15.30 MileRate: 2:02.30 LeadTime: 11.80s First Qtr: 30.40s Second Qtr: 32.50s Third Qtr: 30.10s Fourth Qtr: 30.50s

No	Horse	Plc	Margin	Time	800Time (W)	400 Time (W)
6	WHAT A FLIGHT	1	0.0m	2:15.30	59.49s (2)	29.72s (2)
8	GOTTA GO RALPHIE	2	5.8m	2:15.74	60.93s (1)	30.79s (1)
10	JULIA MAC	3	13.0m	2:16.29	60.49s (1)	30.64s (1)
7	LIGHTHORSE	4	14.1m	2:16.38	60.97s (0)	30.84s (0)
2	LOMBO KRISTA BELLA	5	14.6m	2:16.41	61.34s (0)	31.22s (0)
3	HEZ TO BLAME	6	20.0m	2:16.82	61.68s (1)	31.52s (1)
5	SCOTT TOM	7	21.1m	2:16.91	60.74s (2)	30.80s (1)
9	MISS AVA	8	22.3m	2:17.00	61.05s (0)	30.98s (0)
4	BUDDY STOKED	9	26.5m	2:17.32	61.87s (1)	32.06s (2)
1	RED CASTLE WARRIOR	10	27.7m	2:17.41	62.70s (0)	32.61s (0)

Finish Position and metres gained from 800m



Trots Sectionals
 Powered by
www.pjdata.com.au
 Home of PJ Trots Analyser



The Racing Queensland Board (trading as Racing Queensland) and provider are not responsible for the completeness or accuracy of any of the information contained herein, and makes no representations about its suitability for any purpose.

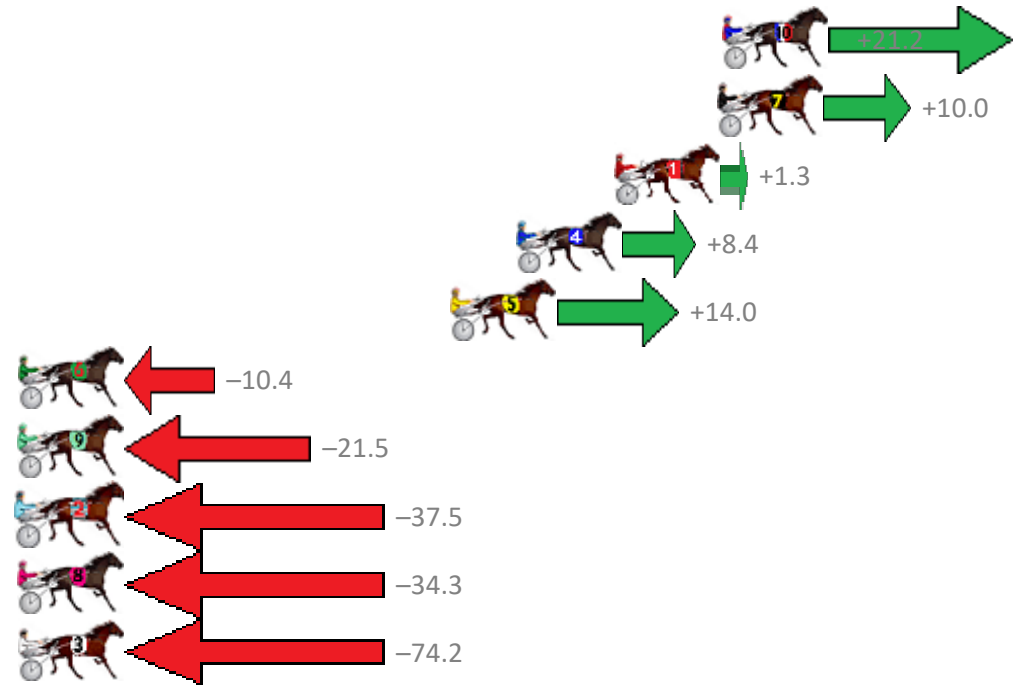
Redcliffe Race 6 Distance 1780m

Wednesday, 27 December 2017

Gross Time: 2:14.40 MileRate: 2:01.60 LeadTime: 11.90s First Qtr: 29.80s Second Qtr: 30.60s Third Qtr: 30.90s Fourth Qtr: 31.20s

No	Horse	Plc	Margin	Time	800Time (W)	400 Time (W)
10	MISTER CHOMP	1	0.0m	2:14.40	60.45s (1)	30.81s (2)
7	KEARNEY LANE	2	0.2m	2:14.42	61.32s (0)	30.31s (0)
1	ENRIQUES ME DAD	3	4.3m	2:14.74	62.00s (0)	30.96s (0)
4	ARMBROS LAD	4	8.2m	2:15.04	61.45s (1)	31.84s (1)
5	MINI CAM	5	10.8m	2:15.24	61.01s (0)	31.22s (2)
6	DOUBLE BAILEYS	6	36.2m	2:17.22	62.91s (1)	33.04s (3)
9	PROBABLE CAUSE	7	37.1m	2:17.29	63.77s (0)	32.83s (1)
2	CAGNEY	8	38.5m	2:17.40	65.01s (0)	33.97s (0)
8	PONOVER	9	46.1m	2:18.00	64.76s (1)	33.91s (1)
3	OOZINVILLE	10	74.2m	2:20.19	67.86s (1)	36.46s (1)

Finish Position and metres gained from 800m



Trots Sectionals
 Powered by
www.pjdata.com.au
 Home of PJ Trots Analyser



The Racing Queensland Board (trading as Racing Queensland) and provider are not responsible for the completeness or accuracy of any of the information contained herein, and makes no representations about its suitability for any purpose.


Redcliffe Race 7 Distance 1780m

Wednesday, 27 December 2017

Gross Time: 2:13.00 MileRate: 2:00.20 LeadTime: 11.70s First Qtr: 29.50s Second Qtr: 29.70s Third Qtr: 30.70s Fourth Qtr: 31.40s

No	Horse	Plc	Margin	Time	800Time (W)	400 Time (W)
6	MISTER HART	1	0.0m	2:13.00	60.87s (1)	30.68s (2)
10	NICKY MATTGREGOR	2	20.2m	2:14.59	62.24s (0)	31.95s (1)
7	TASCOTT LADY	3	34.5m	2:15.71	64.34s (0)	33.73s (0)
8	SANTASTIC PRINCESS	4	38.3m	2:16.01	64.17s (1)	33.67s (0)
2	BEEF CITY BLAZE	5	39.6m	2:16.11	65.11s (0)	34.51s (0)
4	THE FORMULA ONE	6	39.6m	2:16.11	65.17s (1)	34.43s (1)
5	BALTIC BLUE EYES	7	39.7m	2:16.12	64.28s (2)	33.28s (2)
3	JULES AND DENISE	8	67.6m	2:18.31	66.91s (1)	36.06s (1)
9	JUSTCALLME KAYJAY	9	109.7m	2:21.61	69.58s (0)	38.17s (0)

Finish Position and metres gained from 800m



Trots Sectionals
 Powered by
www.pjdata.com.au
 Home of PJ Trots Analyser



The Racing Queensland Board (trading as Racing Queensland) and provider are not responsible for the completeness or accuracy of any of the information contained herein, and makes no representations about its suitability for any purpose.

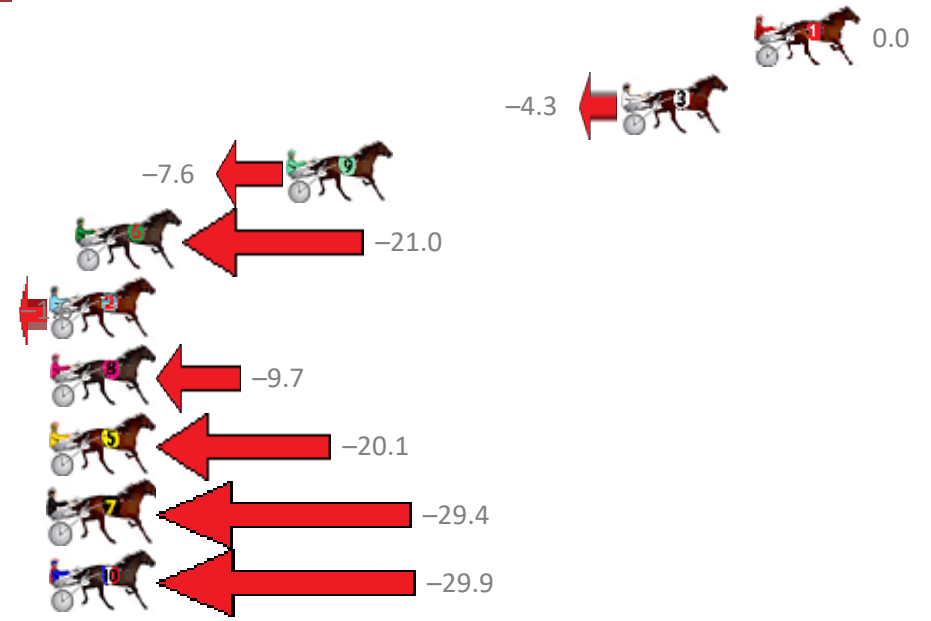
Redcliffe Race 8 Distance 1780m

Wednesday, 27 December 2017

Gross Time: 2:14.90 MileRate: 2:01.90 LeadTime: 12.00s First Qtr: 31.00s Second Qtr: 32.00s Third Qtr: 30.60s Fourth Qtr: 29.30s

No	Horse	Plc	Margin	Time	800Time (W)	400 Time (W)
1	GROOVY MISS ANNIE	1	0.0m	2:14.90	59.90s (0)	29.30s (0)
3	MAJORDOIT	2	5.3m	2:15.29	60.22s (1)	29.51s (1)
9	MINI MIRACLE	3	18.6m	2:16.26	60.47s (0)	29.80s (0)
6	MIGHTY MONTANA	4	27.0m	2:16.88	61.47s (1)	30.75s (1)
2	NEVERHAVEIEVER	5	28.2m	2:16.97	60.02s (1)	30.14s (2)
8	MADRE SUPREMO	6	31.5m	2:17.21	60.63s (1)	29.86s (2)
5	THANKHEAVNFORGIRLS	7	32.5m	2:17.28	61.40s (1)	30.60s (1)
7	WESTERN FALCON	8	34.4m	2:17.42	62.10s (0)	31.38s (0)
10	TRUE FEELINGS	9	46.9m	2:18.34	62.14s (1)	31.24s (1)

Finish Position and metres gained from 800m



Trots Sectionals
 Powered by
www.pjdata.com.au
 Home of PJ Trots Analyser



The Racing Queensland Board (trading as Racing Queensland) and provider are not responsible for the completeness or accuracy of any of the information contained herein, and makes no representations about its suitability for any purpose.