

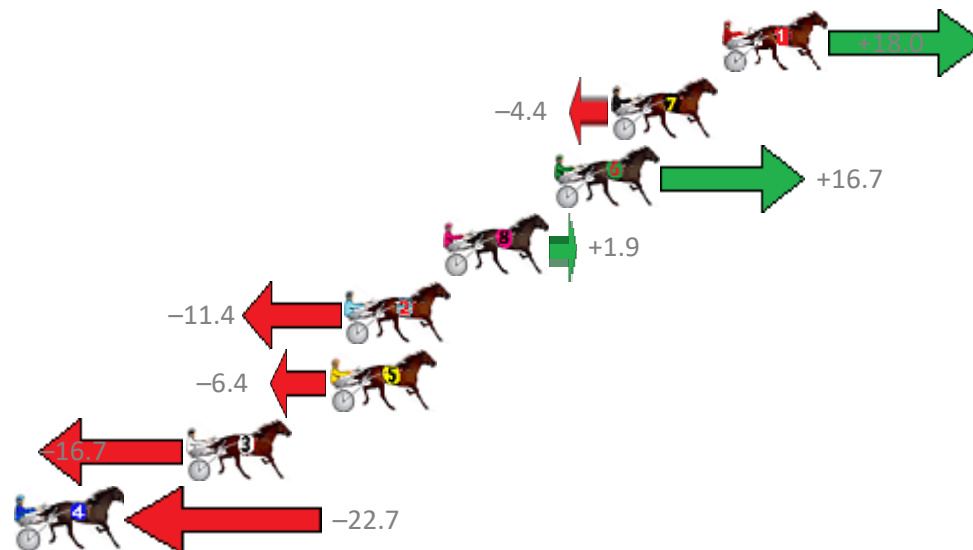
# Albion Park Race 1 Distance 2138m

Friday, 5 January 2018

Gross Time: 2:44.20 MileRate: 2:03.60 LeadTime: 44.30s First Qtr: 30.20s Second Qtr: 31.10s Third Qtr: 28.90s Fourth Qtr: 29.70s

No	Horse	Plc	Margin	Time	800Time (W)	400 Time (W)
1	NEEDLE	1	0.0m	2:44.20	57.28s (1)	29.05s (2)
7	TAIMATE SUCCESS	2	4.4m	2:44.53	58.92s (0)	30.03s (0)
6	QUIETLY SPOKEN	3	6.7m	2:44.70	57.38s (1)	30.00s (2)
8	CHEVALS RACER	4	11.1m	2:45.02	58.46s (1)	29.43s (2)
2	DOWN UNDER RORS	5	15.0m	2:45.31	59.44s (1)	30.62s (1)
5	MOSQUITO SPUR	6	15.6m	2:45.36	59.07s (0)	29.94s (0)
3	NORAHS FLING	7	21.3m	2:45.78	59.82s (0)	30.84s (0)
4	HIGH CLOUD LASS	8	31.5m	2:46.54	60.26s (1)	31.13s (1)

Finish Position and metres gained from 800m



Trots Sectionals  
 Powered by  
[www.pjdata.com.au](http://www.pjdata.com.au)  
 Home of PJ Trots Analyser



The Racing Queensland Board (trading as Racing Queensland) and provider are not responsible for the completeness or accuracy of any of the information contained herein, and makes no representations about its suitability for any purpose.

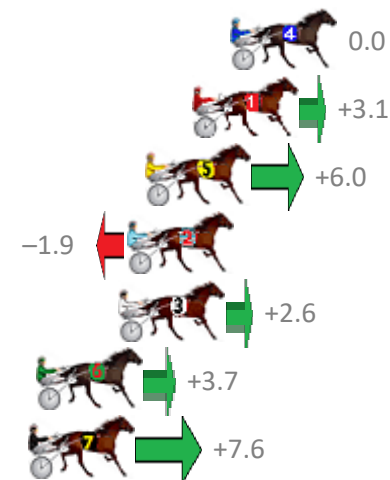
# Albion Park Race 2 Distance 2138m

Friday, 5 January 2018

Gross Time: 2:39.00 MileRate: 1:59.70 LeadTime: 39.80s First Qtr: 31.60s Second Qtr: 30.90s Third Qtr: 29.00s Fourth Qtr: 27.70s

No	Horse	Plc	Margin	Time	800Time (W)	400 Time (W)
4	EXCEPTIONAL MACH	1	0.0m	2:39.00	56.70s (0)	27.70s (0)
1	RORY MACH	2	1.5m	2:39.10	56.48s (0)	27.49s (0)
5	SUPALINER	3	3.4m	2:39.24	56.27s (0)	27.24s (0)
2	MAJOR KIWI	4	4.1m	2:39.28	56.83s (1)	27.86s (1)
3	IM JOHNNY JET	5	4.4m	2:39.30	56.52s (1)	27.55s (1)
6	DOLLARBILL	6	7.7m	2:39.53	56.44s (1)	27.47s (1)
7	MOHEGAN SUN	7	8.0m	2:39.55	56.16s (1)	27.17s (1)

Finish Position and metres gained from 800m



Trots Sectionals  
 Powered by  
[www.pjdata.com.au](http://www.pjdata.com.au)  
 Home of PJ Trots Analyser



The Racing Queensland Board (trading as Racing Queensland) and provider are not responsible for the completeness or accuracy of any of the information contained herein, and makes no representations about its suitability for any purpose.

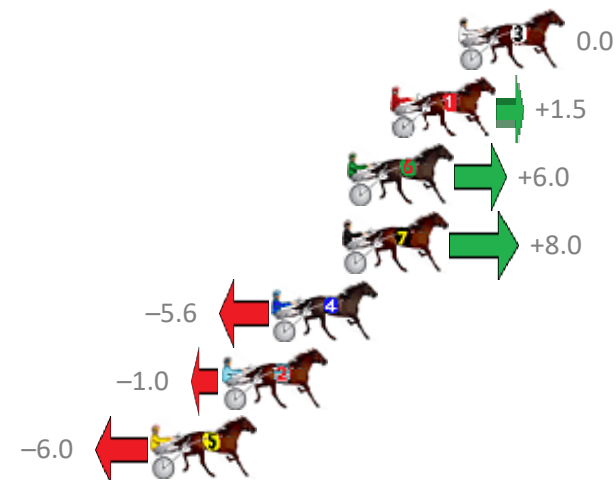
# Albion Park Race 3 Distance 2138m

Friday, 5 January 2018

Gross Time: 2:34.40 MileRate: 1:56.20 LeadTime: 37.90s First Qtr: 30.10s Second Qtr: 29.30s Third Qtr: 28.20s Fourth Qtr: 28.90s

No	Horse	Plc	Margin	Time	800Time (W)	400 Time (W)
3	MOONLIGHT EYRE	1	0.0m	2:34.40	57.10s (0)	28.90s (0)
1	RUBYS BAD BOY	2	2.7m	2:34.60	56.99s (0)	28.73s (0)
6	GOTTA GLOW	3	4.4m	2:34.72	56.67s (1)	28.47s (2)
7	BUY CHEVRON DIRECT	4	4.6m	2:34.73	56.53s (0)	28.48s (0)
4	OUR MELS DREAM	5	7.4m	2:34.93	57.50s (1)	29.10s (1)
2	ROCKY CARRINGTON	6	9.4m	2:35.08	57.17s (0)	28.93s (1)
5	INA GREAT PLACE	7	12.2m	2:35.28	57.53s (1)	29.43s (2)

Finish Position and metres gained from 800m



Trots Sectionals  
 Powered by  
[www.pjdata.com.au](http://www.pjdata.com.au)  
 Home of PJ Trots Analyser



The Racing Queensland Board (trading as Racing Queensland) and provider are not responsible for the completeness or accuracy of any of the information contained herein, and makes no representations about its suitability for any purpose.

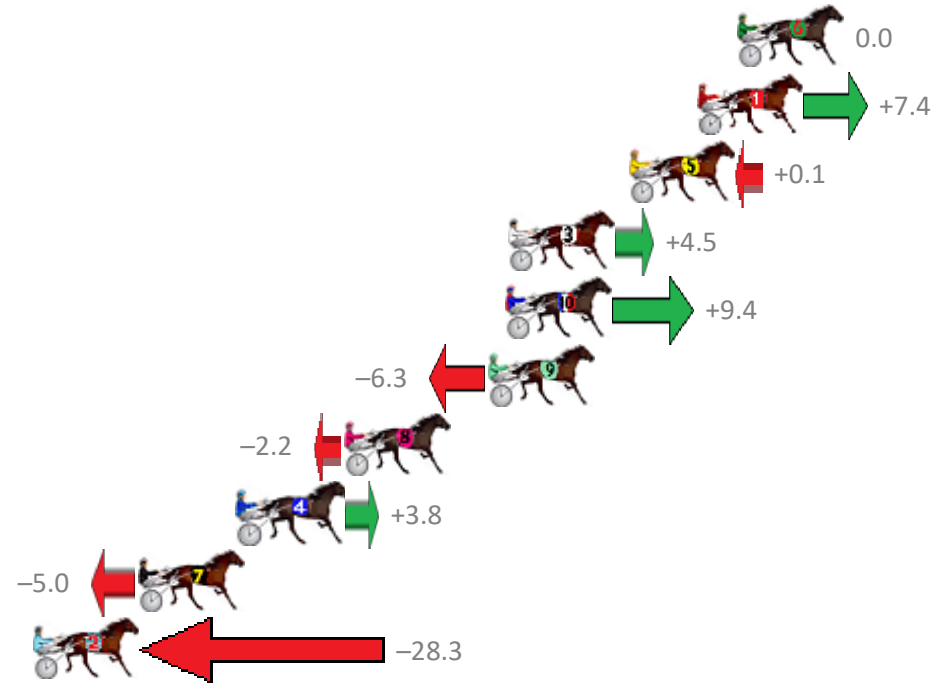
# Albion Park Race 4 Distance 1660m

Friday, 5 January 2018

Gross Time: 2:01.20 MileRate: 1:57.50 LeadTime: 3.60s First Qtr: 28.20s Second Qtr: 32.10s Third Qtr: 29.00s Fourth Qtr: 28.30s

No	Horse	Plc	Margin	Time	800Time (W)	400 Time (W)
6	PINUP BOY	1	0.0m	2:01.20	57.30s (0)	28.30s (0)
1	STATEMENT PLEASE	2	1.6m	2:01.31	56.77s (0)	27.71s (0)
5	QUEEN ZENOBIA	3	4.3m	2:01.50	57.29s (0)	28.22s (0)
3	HAPPY FEELINGS	4	9.1m	2:01.84	56.98s (1)	28.17s (2)
10	GINA MACH	5	9.2m	2:01.85	56.63s (1)	27.83s (2)
9	MAYTHEHORSEBWITHU	6	9.9m	2:01.90	57.75s (1)	28.83s (1)
8	BILLY CLUBFOOT	7	15.6m	2:02.30	57.46s (0)	28.27s (0)
4	NAUGHTYINHEAVEN	8	19.8m	2:02.60	57.03s (1)	28.17s (1)
7	BARBOO	9	23.8m	2:02.88	57.66s (0)	28.47s (0)
2	SUGAR BRICHERS	10	37.1m	2:03.82	59.33s (1)	30.03s (1)

Finish Position and metres gained from 800m



Trots Sectionals  
 Powered by  
[www.pjdata.com.au](http://www.pjdata.com.au)  
 Home of PJ Trots Analyser



The Racing Queensland Board (trading as Racing Queensland) and provider are not responsible for the completeness or accuracy of any of the information contained herein, and makes no representations about its suitability for any purpose.

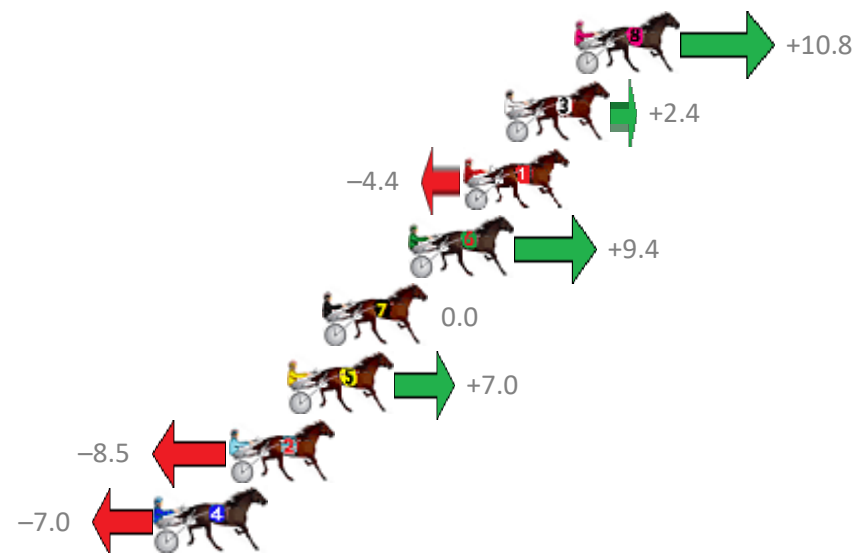
# Albion Park Race 5 Distance 1660m

Friday, 5 January 2018

Gross Time: 1:58.90 MileRate: 1:55.30 LeadTime: 3.30s First Qtr: 28.80s Second Qtr: 30.50s Third Qtr: 28.40s Fourth Qtr: 27.90s

No	Horse	Plc	Margin	Time	800Time (W)	400 Time (W)
8	INVINCIBLE LOXTON	1	0.0m	1:58.90	55.54s (2)	27.69s (2)
3	NERIO	2	2.8m	1:59.10	56.13s (0)	27.75s (0)
1	REGAL NIGHTSHADE	3	4.4m	1:59.21	56.61s (0)	28.21s (0)
6	SPEEDIE MCARDLE	4	6.6m	1:59.36	55.64s (2)	27.82s (2)
7	RED ROCKER	5	10.0m	1:59.60	56.30s (0)	27.91s (0)
5	ELZBOY	6	11.4m	1:59.70	55.81s (1)	27.79s (2)
2	SHADOW PASS	7	13.7m	1:59.86	56.90s (1)	28.70s (1)
4	ARTFUL MAID	8	16.6m	2:00.06	56.79s (1)	28.56s (1)

Finish Position and metres gained from 800m



Trots Sectionals  
 Powered by  
[www.pjdata.com.au](http://www.pjdata.com.au)  
 Home of PJ Trots Analyser




The Racing Queensland Board (trading as Racing Queensland) and provider are not responsible for the completeness or accuracy of any of the information contained herein, and makes no representations about its suitability for any purpose.

# Albion Park Race 6 Distance 1660m

Friday, 5 January 2018

Gross Time: 2:01.10    MileRate: 1:57.40    LeadTime: 3.40s    First Qtr: 29.00s    Second Qtr: 30.90s    Third Qtr: 28.60s    Fourth Qtr: 29.20s

No	Horse	Plc	Margin	Time	800Time (W)	400 Time (W)
8	ROCKNROLL AMBER	1	0.0m	2:01.10	57.44s (0)	28.86s (0)
5	NEVAEH	2	5.3m	2:01.49	57.27s (1)	28.75s (2)
1	MY CHANGE OF HEART	3	6.4m	2:01.57	58.26s (0)	29.67s (0)
2	TAKALOOKATMENOW	4	9.4m	2:01.79	58.23s (1)	29.64s (1)
9	ROCKWITH THEDEVIL	5	12.2m	2:01.99	58.13s (1)	29.58s (2)
4	NOTTELLINYA	6	14.3m	2:02.14	58.08s (0)	29.51s (0)
6	BETONTHEBAY	7	15.2m	2:02.21	57.76s (0)	29.23s (1)
3	REDDY FIRE	8	19.9m	2:02.55	57.66s (1)	29.94s (3)
7	WEBBY VANDERQUACK	9	27.0m	2:03.07	58.52s (1)	30.08s (3)



Trots Sectionals  
 Powered by  
[www.pjdata.com.au](http://www.pjdata.com.au)  
 Home of PJ Trots Analyser

The Racing Queensland Board (trading as Racing Queensland) and provider are not responsible for the completeness or accuracy of any of the information contained herein, and makes no representations about its suitability for any purpose.

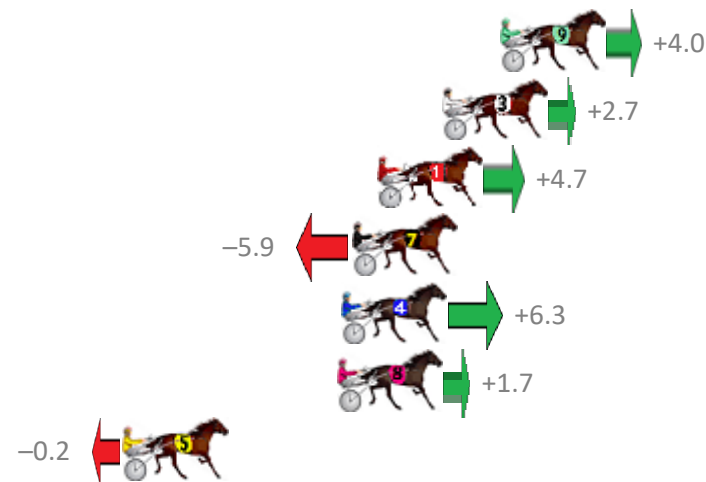
# Albion Park Race 7 Distance 1660m

Friday, 5 January 2018

Gross Time: 1:59.30 MileRate: 1:55.70 LeadTime: 3.30s First Qtr: 27.30s Second Qtr: 32.70s Third Qtr: 28.20s Fourth Qtr: 27.80s

No	Horse	Plc	Margin	Time	800Time (W)	400 Time (W)
9	JOSSIE JAMES	1	0.0m	1:59.30	55.72s (1)	27.67s (1)
3	GOVINNI	2	2.3m	1:59.46	55.81s (0)	27.63s (0)
1	ROCKONBYE	3	4.9m	1:59.64	55.67s (0)	27.47s (0)
7	JACKS AT THE BEACH	4	5.9m	1:59.71	56.41s (0)	28.21s (0)
4	THE NEXT STAR	5	6.3m	1:59.74	55.56s (1)	27.40s (1)
8	KEY LARGO	6	6.5m	1:59.75	55.88s (1)	27.78s (1)
5	IM NORMA JEAN	7	15.0m	2:00.34	56.01s (0)	27.80s (0)

Finish Position and metres gained from 800m



Trots Sectionals  
 Powered by  
[www.pjdata.com.au](http://www.pjdata.com.au)  
 Home of PJ Trots Analyser



The Racing Queensland Board (trading as Racing Queensland) and provider are not responsible for the completeness or accuracy of any of the information contained herein, and makes no representations about its suitability for any purpose.

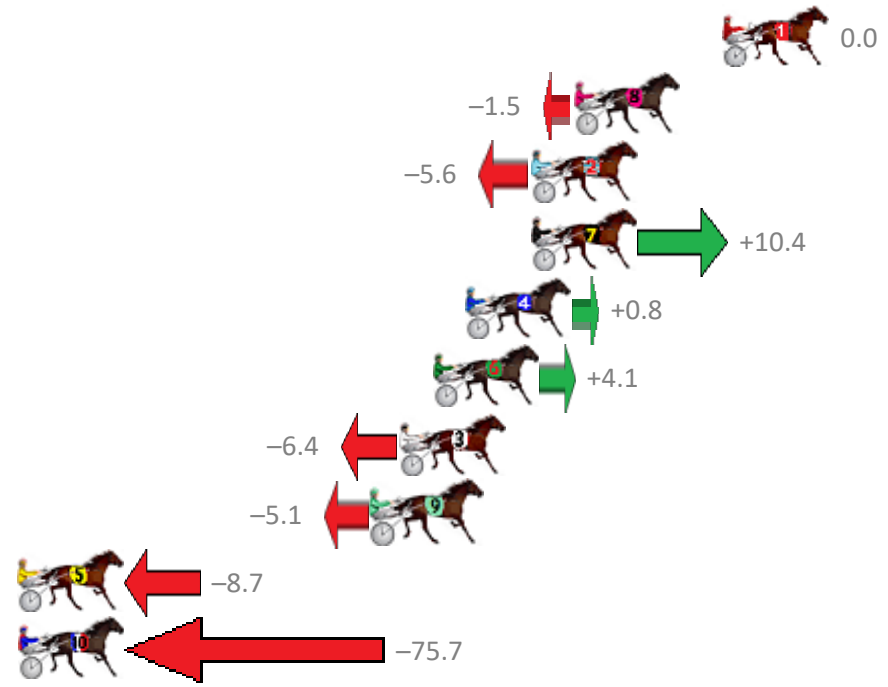
# Albion Park Race 8 Distance 1660m

Friday, 5 January 2018

Gross Time: 1:59.60 MileRate: 1:56.00 LeadTime: 3.40s First Qtr: 28.40s Second Qtr: 31.60s Third Qtr: 28.10s Fourth Qtr: 28.10s

No	Horse	Plc	Margin	Time	800Time (W)	400 Time (W)
1	CIRCLE LINE	1	0.0m	1:59.60	56.20s (0)	28.10s (0)
8	LIVING GRAND	2	5.9m	2:00.01	56.31s (0)	28.15s (0)
2	PARISIAN ROCKSTAR	3	7.6m	2:00.13	56.59s (1)	28.32s (1)
7	TOMEARA	4	7.6m	2:00.13	55.47s (2)	28.16s (2)
4	CALCAVADO	5	10.2m	2:00.32	56.14s (1)	27.92s (2)
6	JAZZY ARTIST	6	11.5m	2:00.41	55.91s (1)	27.80s (3)
3	RARING TO GO	7	12.8m	2:00.50	56.65s (1)	28.38s (1)
9	CHANG MAI	8	13.9m	2:00.58	56.56s (0)	28.35s (0)
5	BETTOR TOGETHER	9	34.3m	2:02.01	56.81s (1)	28.73s (2)
10	SIR REGAL DELIGHT	10	255.7m	2:17.56	61.52s (0)	32.01s (0)

Finish Position and metres gained from 800m



Trots Sectionals  
 Powered by  
[www.pjdata.com.au](http://www.pjdata.com.au)  
 Home of PJ Trots Analyser



The Racing Queensland Board (trading as Racing Queensland) and provider are not responsible for the completeness or accuracy of any of the information contained herein, and makes no representations about its suitability for any purpose.