

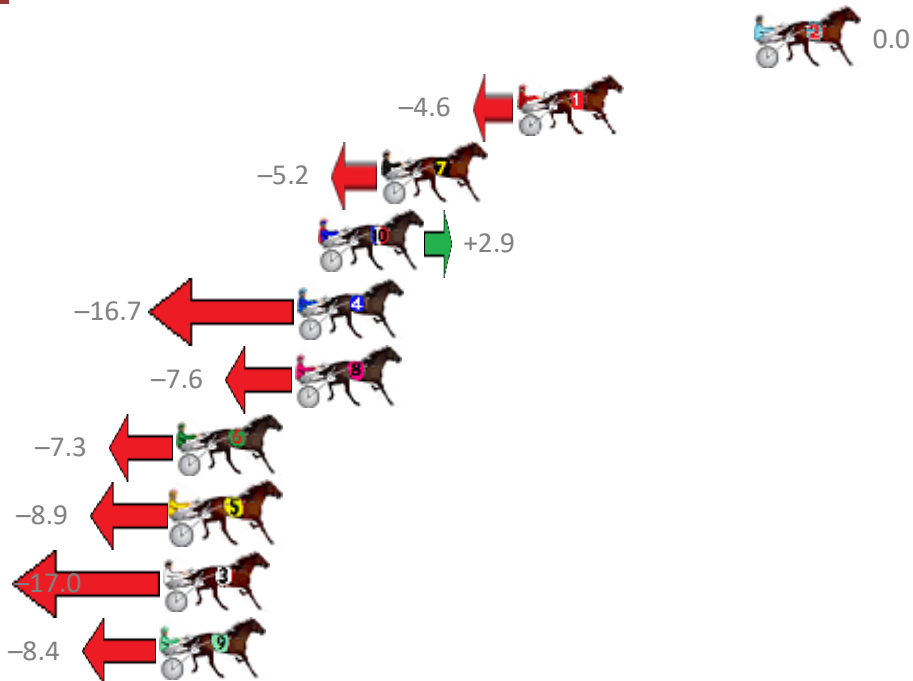
Redcliffe Race 1 Distance 2040m

Wednesday, 14 February 2018

Gross Time: 2:31.70 MileRate: 1:59.70 LeadTime: 31.80s First Qtr: 31.20s Second Qtr: 30.40s Third Qtr: 28.70s Fourth Qtr: 29.60s

No	Horse	Plc	Margin	Time	800Time (W)	400 Time (W)
2	MUCHO MACHO MAN	1	0.0m	2:31.70	58.30s (0)	29.60s (0)
1	BARON JUJON	2	9.4m	2:32.40	58.64s (0)	29.82s (0)
7	XTRAORDINARY LOMB	3	14.8m	2:32.80	58.68s (0)	29.82s (0)
10	OSCARS GLORY	4	17.3m	2:32.98	58.09s (1)	29.84s (2)
4	TARIN KOWT	5	18.1m	2:33.04	59.52s (1)	30.66s (1)
8	ALTANA BLUE	6	18.2m	2:33.05	58.85s (1)	30.62s (2)
6	HOT ROD HEAVEN	7	22.9m	2:33.39	58.83s (2)	30.63s (2)
5	PUNTERS DELIGHT	8	23.1m	2:33.41	58.95s (0)	30.07s (0)
3	ONYAJANS	9	23.4m	2:33.43	59.54s (1)	30.74s (1)
9	MR MEDDLE	10	23.6m	2:33.45	58.91s (1)	30.40s (1)

Finish Position and metres gained from 800m



Trots Sectionals
 Powered by
www.pjdata.com.au
 Home of PJ Trots Analyser



The Racing Queensland Board (trading as Racing Queensland) and provider are not responsible for the completeness or accuracy of any of the information contained herein, and makes no representations about its suitability for any purpose.


Redcliffe Race 2 Distance 1780m

Wednesday, 14 February 2018

Gross Time: 2:13.00 MileRate: 2:00.20 LeadTime: 11.50s First Qtr: 29.80s Second Qtr: 32.20s Third Qtr: 31.00s Fourth Qtr: 28.50s

NoHorse	Plc	Margin	Time	800Time (W)	400 Time (W)
3 SPONDOOLEY	1	0.0m	2:13.00	59.50s (0)	28.50s (0)
1 CALCAVADO	2	1.4m	2:13.10	59.29s (0)	28.29s (0)
7 JAZZY ARTIST	3	3.8m	2:13.27	59.14s (0)	28.13s (0)
9 MISTER HART	4	4.9m	2:13.35	59.85s (1)	28.72s (1)
6 VADER	5	6.1m	2:13.43	58.63s (1)	28.54s (2)
5 ILLAWONG DREAMTIM	6	9.1m	2:13.65	59.83s (1)	28.72s (1)
8 SHEZABONNYGEM	7	11.3m	2:13.81	59.36s (0)	28.19s (1)
4 CORALIE JOY	8	12.4m	2:13.88	59.72s (1)	28.61s (1)
2 PROJECTILE	9	14.5m	2:14.03	59.57s (1)	28.65s (2)

Finish Position and metres gained from 800m



Trots Sectionals
 Powered by
www.pjdata.com.au
 Home of PJ Trots Analyser



The Racing Queensland Board (trading as Racing Queensland) and provider are not responsible for the completeness or accuracy of any of the information contained herein, and makes no representations about its suitability for any purpose.

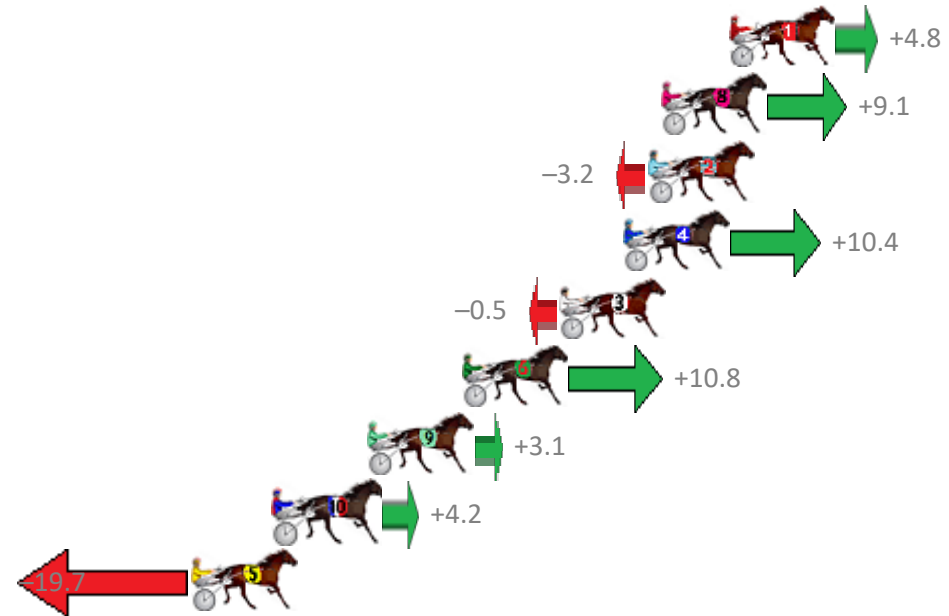
Redcliffe Race 3 Distance 1780m

Wednesday, 14 February 2018

Gross Time: 2:12.60 MileRate: 1:59.90 LeadTime: 11.30s First Qtr: 30.90s Second Qtr: 30.60s Third Qtr: 28.40s Fourth Qtr: 31.40s

NoHorse	Plc	Margin	Time	800Time (W)	400 Time (W)
1 JUDAH BEN HUR	1	0.0m	2:12.60	59.44s (0)	31.01s (0)
8 FALCON VISTA	2	2.7m	2:12.81	59.12s (1)	30.59s (1)
2 CAMIVISTA	3	3.2m	2:12.85	60.04s (0)	31.65s (0)
4 JACKS COMMAND	4	4.2m	2:12.93	59.02s (0)	30.66s (0)
3 CAPTURE ME	5	6.7m	2:13.13	59.84s (1)	31.28s (1)
6 RAFFERTY DELIGHTS	6	10.6m	2:13.43	58.99s (0)	30.85s (1)
9 RED LUCK	7	14.3m	2:13.72	59.57s (1)	31.13s (2)
10 MIDNIGHT MONTANA	8	18.0m	2:14.01	59.49s (1)	31.27s (0)
5 CORPORAL JUJON	9	21.3m	2:14.27	61.27s (1)	32.79s (1)

Finish Position and metres gained from 800m



Trots Sectionals
 Powered by
www.pjdata.com.au
 Home of PJ Trots Analyser



The Racing Queensland Board (trading as Racing Queensland) and provider are not responsible for the completeness or accuracy of any of the information contained herein, and makes no representations about its suitability for any purpose.

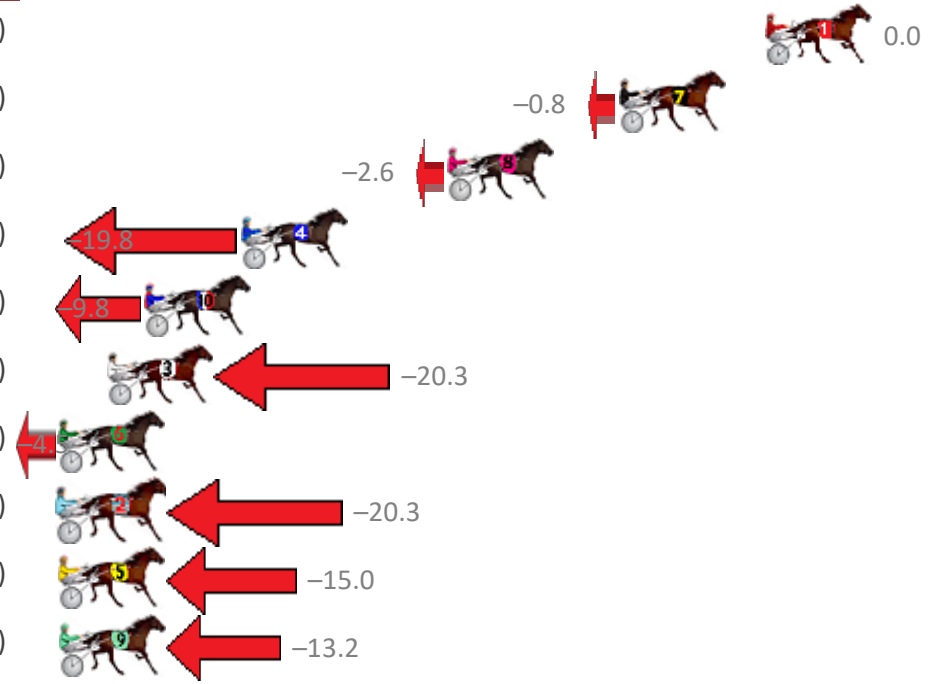
Redcliffe Race 4 Distance 1780m

Wednesday, 14 February 2018

Gross Time: 2:14.10 MileRate: 2:01.30 LeadTime: 11.90s First Qtr: 31.10s Second Qtr: 32.40s Third Qtr: 29.90s Fourth Qtr: 28.80s

NoHorse	Plc	Margin	Time	800Time (W)	400 Time (W)
1 HERES MY NUMBER	1	0.0m	2:14.10	58.70s (0)	28.80s (0)
7 SONNY ORLANDO	2	5.8m	2:14.52	58.76s (0)	28.89s (0)
8 NOTTELLINYA	3	12.6m	2:15.01	58.89s (0)	29.00s (0)
4 LOCKTON ART	4	20.8m	2:15.60	60.15s (1)	30.15s (1)
10 MAKE A POINT	5	24.6m	2:15.87	59.42s (0)	29.42s (0)
3 ARMBROS LAD	6	26.1m	2:15.98	60.19s (1)	30.13s (1)
6 MISTER CHOMP	7	28.1m	2:16.12	59.03s (2)	30.09s (2)
2 BUDDY BABCOCK	8	30.9m	2:16.32	60.19s (1)	30.00s (1)
5 ITS ALL TORQUE	9	31.2m	2:16.35	59.80s (1)	29.76s (2)
9 DAMINGO	10	32.0m	2:16.40	59.67s (2)	30.67s (2)

Finish Position and metres gained from 800m



Trots Sectionals
 Powered by
www.pjdata.com.au
 Home of PJ Trots Analyser



The Racing Queensland Board (trading as Racing Queensland) and provider are not responsible for the completeness or accuracy of any of the information contained herein, and makes no representations about its suitability for any purpose.

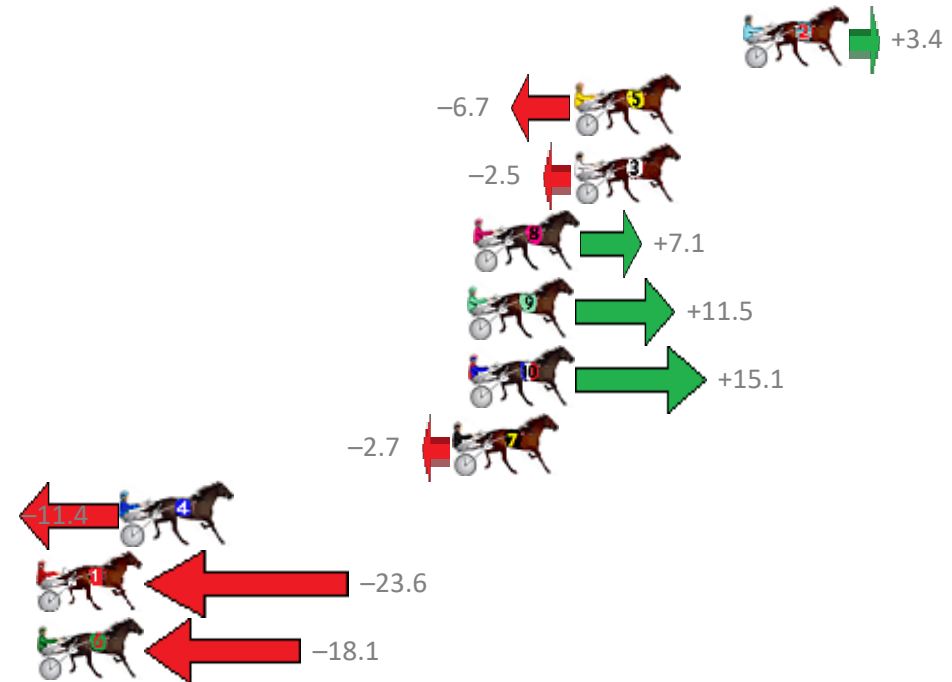
Redcliffe Race 5 Distance 1780m

Wednesday, 14 February 2018

Gross Time: 2:12.00 MileRate: 1:59.40 LeadTime: 11.10s First Qtr: 29.30s Second Qtr: 30.90s Third Qtr: 29.10s Fourth Qtr: 31.60s

NoHorse	Plc	Margin	Time	800Time (W)	400 Time (W)
2 ROCKNROLL AMBER	1	0.0m	2:12.00	60.44s (1)	31.52s (1)
5 LUCKY NED PEPPER	2	6.7m	2:12.53	61.21s (0)	32.13s (0)
3 ANNAS BEST	3	6.7m	2:12.53	60.89s (0)	31.73s (0)
8 COLADA RAINBOW	4	10.7m	2:12.85	60.16s (1)	30.99s (1)
9 BEAUTY BOUND	5	10.9m	2:12.86	59.83s (1)	31.01s (3)
10 GLENFERRIE BABY	6	10.9m	2:12.86	59.55s (2)	31.21s (2)
7 DIAMONDSFROMHEAV	7	11.5m	2:12.91	60.90s (0)	31.67s (0)
4 SWAFFHAM WATER	8	24.6m	2:13.94	61.56s (1)	31.96s (0)
1 GOTTA GO RALPHIE	9	31.6m	2:14.50	62.49s (1)	33.20s (1)
6 GRINYDONTCHA	10	34.1m	2:14.69	62.07s (0)	32.22s (0)

Finish Position and metres gained from 800m



Trots Sectionals
 Powered by
www.pjdata.com.au
 Home of PJ Trots Analyser



The Racing Queensland Board (trading as Racing Queensland) and provider are not responsible for the completeness or accuracy of any of the information contained herein, and makes no representations about its suitability for any purpose.

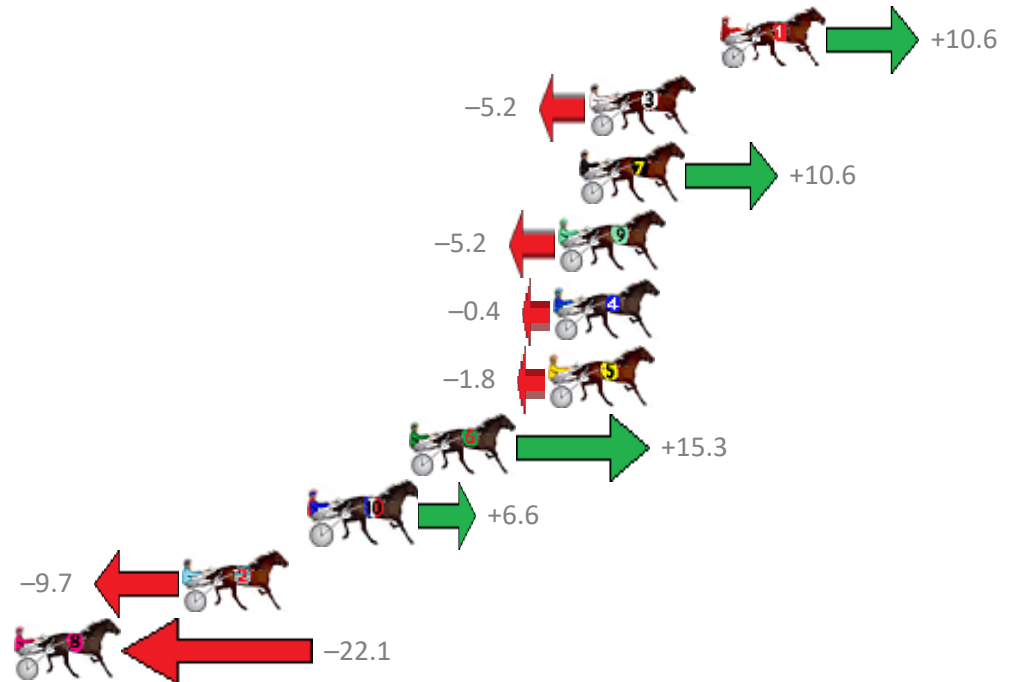
Redcliffe Race 6 Distance 1780m

Wednesday, 14 February 2018

Gross Time: 2:13.50 MileRate: 2:00.70 LeadTime: 11.40s First Qtr: 30.30s Second Qtr: 31.70s Third Qtr: 29.50s Fourth Qtr: 30.60s

NoHorse	Plc	Margin	Time	800Time (W)	400 Time (W)
1 MINI MIRACLE	1	0.0m	2:13.50	59.30s (0)	29.41s (0)
3 NEVERHAVEIEVER	2	5.2m	2:13.90	60.49s (0)	31.00s (0)
7 BRONSKI MACKENZIE	3	5.6m	2:13.93	59.30s (1)	30.37s (2)
9 FEEL THE REIGN	4	6.4m	2:13.99	60.49s (1)	30.52s (1)
4 MAJOR GENERALJUJON	5	6.6m	2:14.00	60.13s (1)	30.13s (1)
5 WILLSINTOWN	6	6.8m	2:14.02	60.24s (0)	30.74s (0)
6 VELOCE BELLA	7	12.3m	2:14.44	58.95s (0)	29.48s (0)
10 SISTER FEELGOOD	8	16.2m	2:14.74	59.60s (1)	29.97s (1)
2 LARA BAY	9	21.3m	2:15.13	60.83s (1)	30.76s (1)
8 NON PASSARE	10	44.1m	2:16.87	61.76s (0)	32.31s (0)

Finish Position and metres gained from 800m



Trots Sectionals
 Powered by
www.pjdata.com.au
 Home of PJ Trots Analyser



The Racing Queensland Board (trading as Racing Queensland) and provider are not responsible for the completeness or accuracy of any of the information contained herein, and makes no representations about its suitability for any purpose.

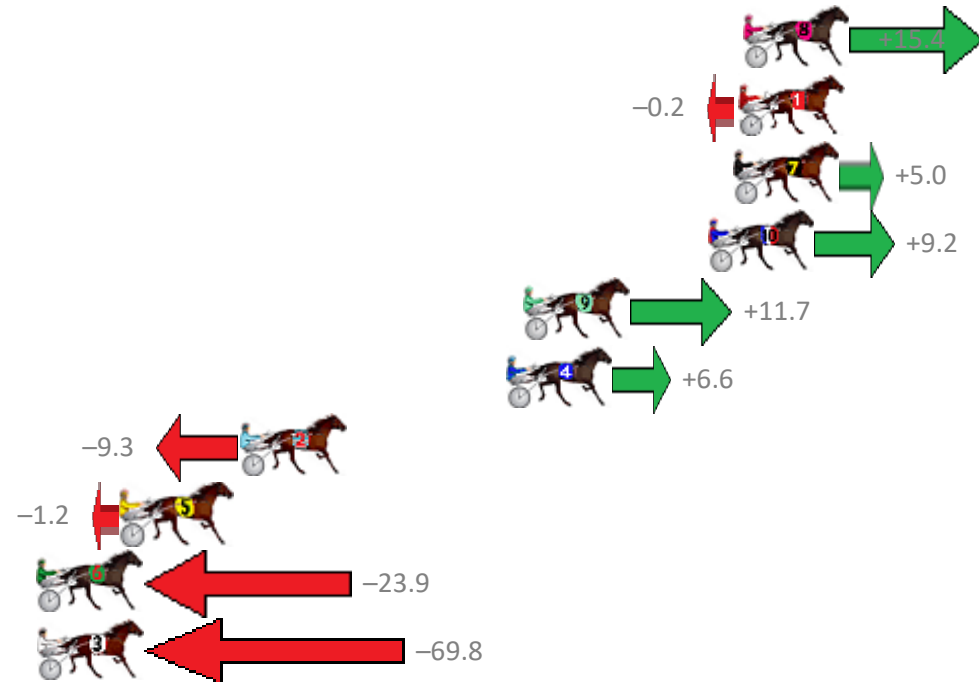
Redcliffe Race 7 Distance 1780m

Wednesday, 14 February 2018

Gross Time: 2:12.30 MileRate: 1:59.60 LeadTime: 12.10s First Qtr: 29.70s Second Qtr: 30.40s Third Qtr: 29.60s Fourth Qtr: 30.50s

NoHorse	Plc	Margin	Time	800Time (W)	400 Time (W)
8 COULDNTBETOLD	1	0.0m	2:12.30	58.94s (1)	29.87s (1)
1 BALTIC BLUE EYES	2	0.2m	2:12.32	60.12s (0)	30.52s (0)
7 SPLASH OF GOLD	3	0.4m	2:12.33	59.72s (0)	30.16s (0)
10 KYLIE BROMAC	4	1.4m	2:12.41	59.41s (0)	29.89s (0)
9 THE FORMULA ONE	5	8.7m	2:12.96	59.22s (1)	29.41s (2)
4 HOT DOGMA	6	9.4m	2:13.02	59.60s (0)	30.12s (0)
2 SANTASTIC PRINCESS	7	19.9m	2:13.82	60.80s (1)	30.45s (0)
5 ZED CODE	8	24.6m	2:14.18	60.19s (2)	31.09s (2)
6 FLIPPA PENNY	9	70.3m	2:17.66	61.90s (0)	32.34s (0)
3 IM ISABELLA	10	75.4m	2:18.05	65.34s (1)	34.74s (1)

Finish Position and metres gained from 800m



Trots Sectionals
 Powered by
www.pjdata.com.au
 Home of PJ Trots Analyser













The Racing Queensland Board (trading as Racing Queensland) and provider are not responsible for the completeness or accuracy of any of the information contained herein, and makes no representations about its suitability for any purpose.

Redcliffe Race 8 Distance 1780m

Wednesday, 14 February 2018

Gross Time: 2:14.50 MileRate: 2:01.60 LeadTime: 11.80s First Qtr: 32.70s Second Qtr: 32.20s Third Qtr: 29.30s Fourth Qtr: 28.50s

NoHorse	Plc	Margin	Time	800Time (W)	400 Time (W)	Finish Position and metres gained from 800m
1 MISS POSITIVITY	1	0.0m	2:14.50	57.80s (0)	28.50s (0)	 0.0
7 LYNCHMAN	2	9.7m	2:15.19	58.20s (0)	28.83s (0)	-5.5 
8 COMEON HOWZAT	3	10.6m	2:15.26	57.89s (0)	28.47s (0)	-1.2 
4 SHERIFF JUJON	4	14.7m	2:15.55	58.72s (1)	29.26s (1)	-12.7 
5 FLASHING GOOD TIME	5	22.0m	2:16.07	58.57s (1)	29.06s (1)	-10.6 
6 WHAT A FLIGHT	6	22.3m	2:16.09	57.59s (1)	28.41s (2)	+2.9 
9 SAND SAFARI	7	24.8m	2:16.27	58.10s (1)	29.00s (2)	-4.2 
2 GALLEONS WARRIOR	8	32.6m	2:16.82	59.01s (1)	29.26s (1)	-16.8 
3 TIME TRAVELLER	9	38.3m	2:17.23	60.06s (1)	30.60s (1)	-31.3 
10 BE ON THE SLY	10	46.4m	2:17.81	60.14s (0)	29.87s (0)	-32.4 



Trots Sectionals
 Powered by
www.pjdata.com.au
 Home of PJ Trots Analyser



The Racing Queensland Board (trading as Racing Queensland) and provider are not responsible for the completeness or accuracy of any of the information contained herein, and makes no representations about its suitability for any purpose.

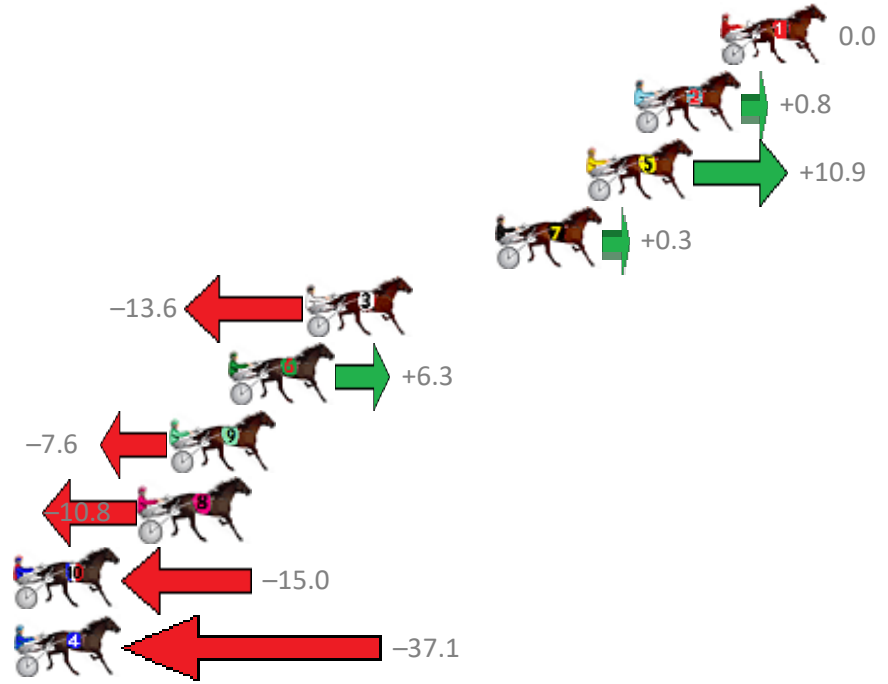
Redcliffe Race 9 Distance 1780m

Wednesday, 14 February 2018

Gross Time: 2:15.40 MileRate: 2:02.40 LeadTime: 11.70s First Qtr: 31.50s Second Qtr: 32.40s Third Qtr: 29.80s Fourth Qtr: 30.00s

NoHorse	Plc	Margin	Time	800Time (W)	400 Time (W)
1 ROCKNROLL PROMISE	1	0.0m	2:15.40	59.80s (0)	30.00s (0)
2 WAVEDANCER	2	3.4m	2:15.65	59.74s (0)	29.83s (0)
5 HIGH ON MONTANA	3	5.3m	2:15.80	58.99s (2)	29.84s (2)
7 MILLY BROMAC	4	8.9m	2:16.07	59.78s (0)	29.75s (0)
3 TIMETOGETHAPPY	5	16.4m	2:16.63	60.82s (1)	30.52s (1)
6 MOONLIGHT BUTCHER	6	19.5m	2:16.86	59.33s (2)	28.16s (0)
9 WHATA STRIDE	7	21.8m	2:17.03	60.37s (0)	30.15s (0)
8 CHUMP CHOP	8	23.0m	2:17.13	60.61s (1)	30.39s (2)
10 TORQUE WITH AN ACE	9	36.0m	2:18.10	60.92s (2)	30.00s (0)
4 WESTERN FALCON	10	44.7m	2:18.75	62.57s (1)	32.21s (1)

Finish Position and metres gained from 800m



Trots Sectionals
 Powered by
www.pjdata.com.au
 Home of PJ Trots Analyser



The Racing Queensland Board (trading as Racing Queensland) and provider are not responsible for the completeness or accuracy of any of the information contained herein, and makes no representations about its suitability for any purpose.