

Redcliffe Race 1 Distance 1780m

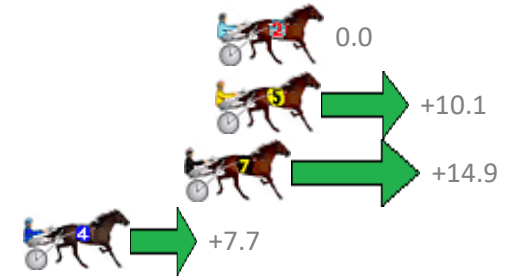
Thursday, 8 March 2018

Gross Time: 2:22.60 MileRate: 2:08.90 LeadTime: 15.90s First Qtr: 32.40s Second Qtr: 32.50s Third Qtr: 30.40s Fourth Qtr: 31.40s

No Horse	Plc	Margin	Time	800Time (W)	400 Time (W)
2 MOSQUITO SPUR	1	0.0m	2:22.60	61.80s (0)	31.23s (0)
5 GO AHEAD MAKEMYDA	2	0.1m	2:22.61	61.02s (0)	31.41s (1)
7 SPRINGBANK EDEN	3	1.3m	2:22.70	60.65s (1)	30.69s (1)
4 STONED AGAIN	4	7.7m	2:23.20	61.21s (0)	30.83s (1)
3 SOMEONES SINGING	5	20.9m	2:24.24	63.01s (0)	32.07s (0)



Finish Position and metres gained from 800m



Trots Sectionals
 Powered by
www.pjdata.com.au
 Home of PJ Trots Analyser



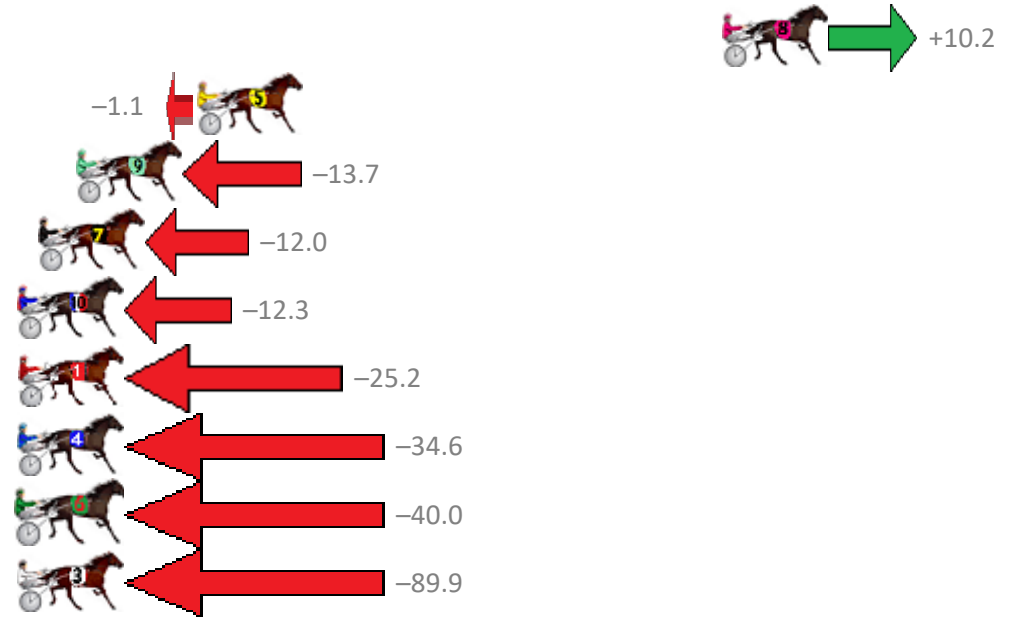
Redcliffe Race 2 Distance 1780m

Thursday, 8 March 2018

Gross Time: 2:16.30 MileRate: 2:03.30 LeadTime: 11.80s First Qtr: 30.60s Second Qtr: 31.40s Third Qtr: 31.50s Fourth Qtr: 31.00s

No	Horse	Plc	Margin	Time	800Time (W)	400 Time (W)
8	PRIVATE JUJON	1	0.0m	2:16.30	61.70s (1)	30.97s (2)
5	TAFFY BOY	2	20.9m	2:17.92	62.59s (1)	31.64s (2)
9	COBLA MADONNA	3	25.7m	2:18.29	63.57s (0)	32.42s (1)
7	JACK DOUBLEYOU	4	27.2m	2:18.41	63.44s (1)	32.49s (2)
10	OUR MATEO	5	29.7m	2:18.60	63.46s (0)	32.33s (0)
1	KID CALVERT	6	32.4m	2:18.81	64.47s (0)	33.09s (0)
4	LIVING FREE	7	40.4m	2:19.43	65.20s (1)	33.93s (1)
6	CERTAINLYSOMETHING	8	41.2m	2:19.49	65.63s (1)	34.19s (0)
3	NOT ALWAYS	9	89.9m	2:23.27	69.52s (0)	36.14s (0)

Finish Position and metres gained from 800m



Trots Sectionals
 Powered by
www.pjdata.com.au
 Home of PJ Trots Analyser



The Racing Queensland Board (trading as Racing Queensland) and provider are not responsible for the completeness or accuracy of any of the information contained herein, and makes no representations about its suitability for any purpose.

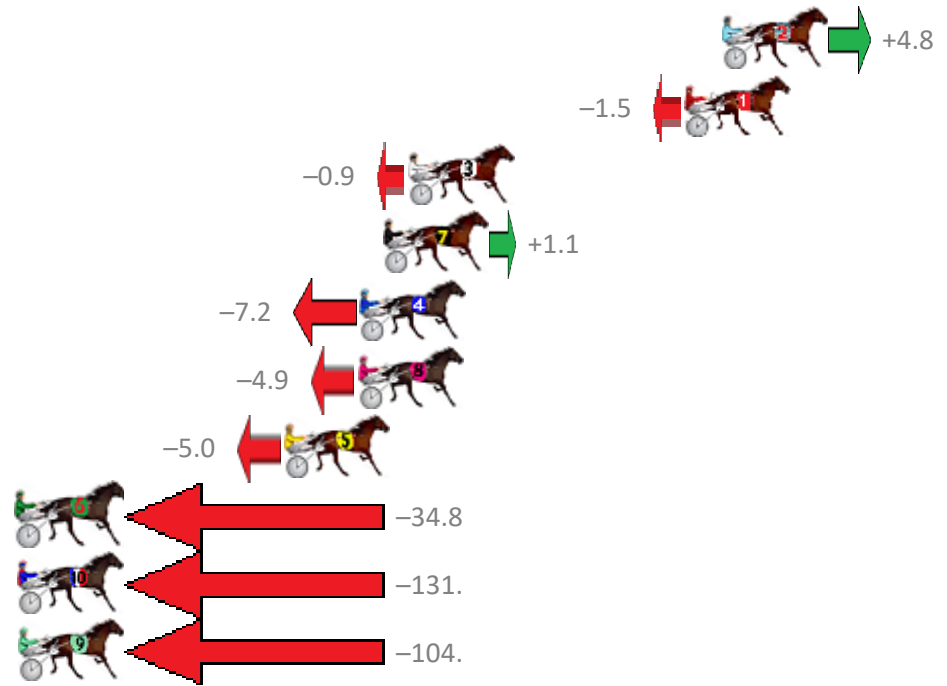
Redcliffe Race 3 Distance 1780m

Thursday, 8 March 2018

Gross Time: 2:15.70 MileRate: 2:02.70 LeadTime: 11.50s First Qtr: 31.40s Second Qtr: 32.10s Third Qtr: 30.40s Fourth Qtr: 30.30s

No Horse	Plc	Margin	Time	800Time (W)	400 Time (W)
2 GETINANHANGON	1	0.0m	2:15.70	60.34s (0)	29.94s (0)
1 MIGHTY MONTANA	2	1.5m	2:15.81	60.81s (0)	30.41s (0)
3 MAHALO	3	12.5m	2:16.65	60.77s (1)	30.50s (2)
7 JAKES ARK	4	13.5m	2:16.72	60.62s (0)	30.16s (2)
4 HEADWIN	5	14.4m	2:16.79	61.25s (1)	30.53s (1)
8 WELL READ	6	14.5m	2:16.80	61.07s (0)	30.58s (0)
5 SISTER FEELGOOD	7	17.4m	2:17.02	61.08s (2)	31.30s (2)
6 PARKLANE LASS	8	37.4m	2:18.53	63.34s (1)	32.59s (1)
10 MITCHELL MAGIC	9	162.6m	2:28.02	70.70s (0)	40.53s (0)
9 TRUE FEELINGS	10	199.6m	2:30.82	68.64s (0)	36.33s

Finish Position and metres gained from 800m



Trots Sectionals
 Powered by
www.pjdata.com.au
 Home of PJ Trots Analyser



The Racing Queensland Board (trading as Racing Queensland) and provider are not responsible for the completeness or accuracy of any of the information contained herein, and makes no representations about its suitability for any purpose.

Redcliffe Race 4 Distance 1780m

Thursday, 8 March 2018

Gross Time: 2:10.90 MileRate: 1:58.30 LeadTime: 11.60s First Qtr: 29.20s Second Qtr: 31.60s Third Qtr: 29.10s Fourth Qtr: 29.40s

No Horse	Plc	Margin	Time	800Time (W)	400 Time (W)	Finish Position and metres gained from 800m
5 MAJORDOIT	1	0.0m	2:10.90	58.50s (0)	29.40s (0)	0.0
9 NONE BETTOR	2	6.1m	2:11.35	58.83s (1)	29.57s (1)	-4.5
4 COAST WARNING	3	27.2m	2:12.90	60.14s (0)	30.94s (0)	-22.4
10 MOONLIGHT BUTCHER	4	40.8m	2:13.90	59.89s (0)	29.61s (2)	-19.0
3 FLIPPA PENNY	5	44.1m	2:14.14	60.13s (1)	30.19s (1)	-22.3
7 NICKY MATTGREGOR	6	49.4m	2:14.53	60.88s (0)	29.87s (2)	-33
8 KYLIE BROMAC	7	55.3m	2:14.96	61.30s (1)	31.48s (0)	-38.3
6 IPANEMA BEACH	8	92.7m	2:17.71	63.23s (1)	33.48s (3)	-64.7
2 OOZINVILLE	9	112.2m	2:19.15	65.80s (1)	34.71s (1)	-99.8
1 OUR CHAMPION	10	115.6m	2:19.40	66.06s (0)	35.06s (0)	-103.



Trots Sectionals
 Powered by
www.pjdata.com.au
 Home of PJ Trots Analyser

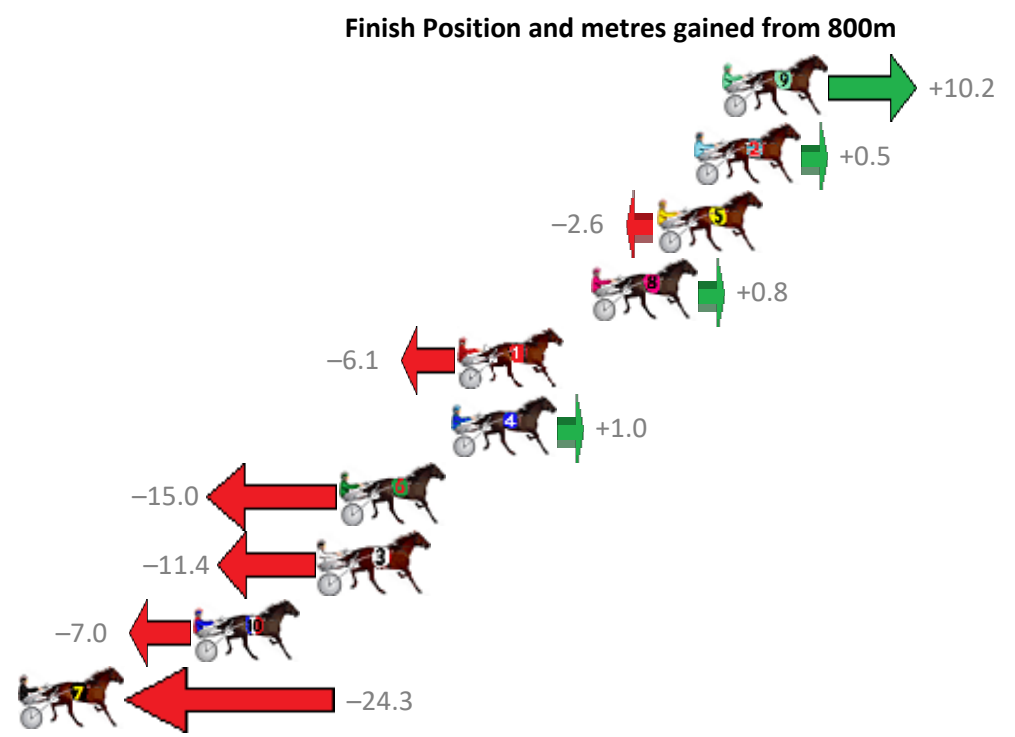
The Racing Queensland Board (trading as Racing Queensland) and provider are not responsible for the completeness or accuracy of any of the information contained herein, and makes no representations about its suitability for any purpose.

Redcliffe Race 5 Distance 1780m

Thursday, 8 March 2018

Gross Time: 2:15.10 MileRate: 2:02.10 LeadTime: 10.80s First Qtr: 30.50s Second Qtr: 32.20s Third Qtr: 30.50s Fourth Qtr: 31.10s

No	Horse	Plc	Margin	Time	800Time (W)	400 Time (W)
9	CRYPTIC CHANCE	1	0.0m	2:15.10	60.81s (2)	30.23s (2)
2	BETTING BARON	2	1.1m	2:15.19	61.56s (2)	31.01s (2)
5	DIABOLO STAR	3	2.6m	2:15.30	61.80s (0)	31.30s (0)
8	PARTY STARTER	4	5.2m	2:15.50	61.54s (2)	30.98s (2)
1	SOLDIER OF FORTUNE	5	10.5m	2:15.92	62.07s (0)	31.54s (0)
4	FRANKS FORTUNE	6	10.8m	2:15.94	61.52s (1)	30.87s (1)
6	JIMMY NGA	7	15.2m	2:16.28	62.75s (1)	32.00s (1)
3	SWAFFHAM WATER	8	16.0m	2:16.34	62.48s (1)	31.71s (1)
10	YES BROTHER YES	9	21.0m	2:16.73	62.14s (0)	31.30s (0)
7	DONTBEFOOLISH	10	33.5m	2:17.70	63.47s (0)	32.97s (0)



Trots Sectionals
 Powered by
www.pjdata.com.au
 Home of PJ Trots Analyser



The Racing Queensland Board (trading as Racing Queensland) and provider are not responsible for the completeness or accuracy of any of the information contained herein, and makes no representations about its suitability for any purpose.

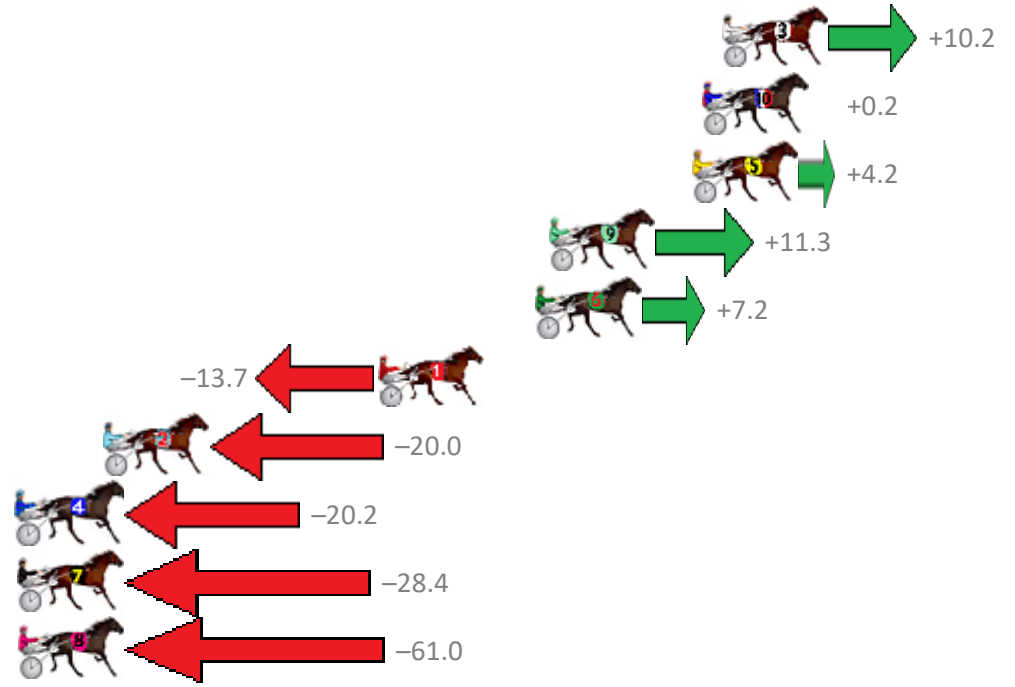
Redcliffe Race 6 Distance 1780m

Thursday, 8 March 2018

Gross Time: 2:14.80 MileRate: 2:01.90 LeadTime: 11.60s First Qtr: 31.70s Second Qtr: 31.60s Third Qtr: 29.30s Fourth Qtr: 30.60s

No	Horse	Plc	Margin	Time	800Time (W)	400 Time (W)
3	SHERIFF JUJON	1	0.0m	2:14.80	59.14s (1)	29.83s (1)
10	REGAL NIGHTSHADE	2	0.8m	2:14.86	59.89s (1)	30.66s (0)
5	BOB GAGE	3	1.2m	2:14.89	59.59s (1)	30.29s (1)
9	NEVAEH	4	6.9m	2:15.33	59.05s (0)	29.63s (1)
6	LEVI JADE	5	7.4m	2:15.37	59.36s (1)	30.00s (1)
1	MISS ROB ROY	6	13.7m	2:15.85	60.93s (0)	31.20s (0)
2	DALACOS EMPRESS	7	24.6m	2:16.68	61.40s (0)	31.56s (0)
4	NOTTELLINYA	8	39.4m	2:17.81	61.41s (1)	31.66s (1)
7	SCOTT TOM	9	41.4m	2:17.97	62.03s (0)	32.04s (0)
8	HEART OF CHANGE	10	102.4m	2:22.63	64.47s (0)	33.84s (0)

Finish Position and metres gained from 800m



Trots Sectionals
 Powered by
www.pjdata.com.au
 Home of PJ Trots Analyser



The Racing Queensland Board (trading as Racing Queensland) and provider are not responsible for the completeness or accuracy of any of the information contained herein, and makes no representations about its suitability for any purpose.

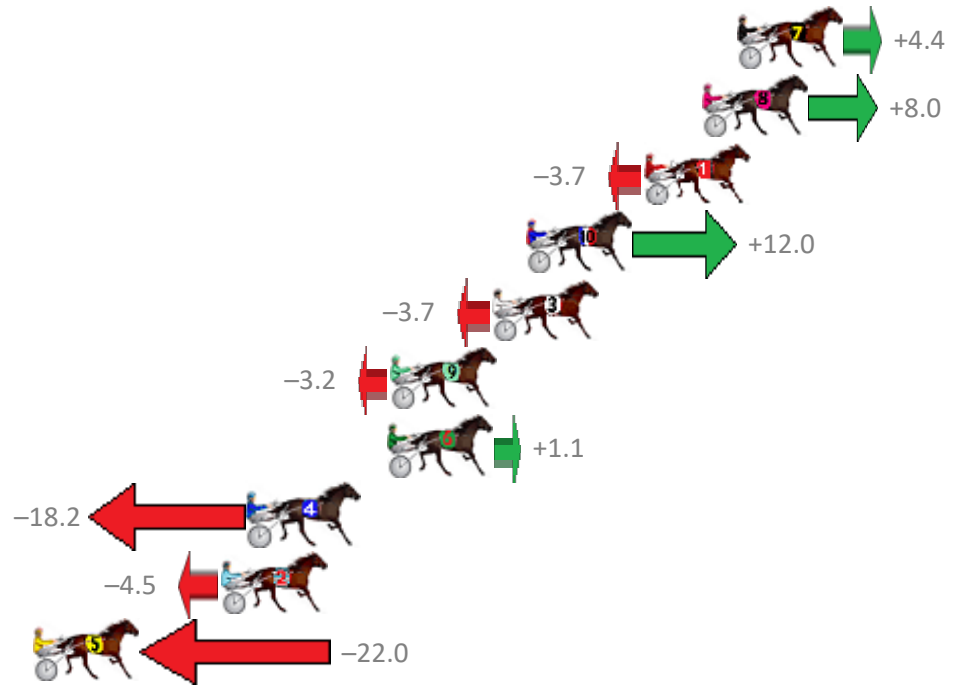
Redcliffe Race 7 Distance 2040m

Thursday, 8 March 2018

Gross Time: 2:38.00 MileRate: 2:04.70 LeadTime: 31.20s First Qtr: 32.10s Second Qtr: 32.30s Third Qtr: 30.90s Fourth Qtr: 31.50s

No	Horse	Plc	Margin	Time	800Time (W)	400 Time (W)
7	BLUE EYED CREATION	1	0.0m	2:38.00	62.06s (0)	31.17s (0)
8	BUDDY BABCOCK	2	1.4m	2:38.11	61.78s (0)	30.93s (0)
1	TASCOTT LADY	3	3.7m	2:38.29	62.69s (0)	31.79s (0)
10	DREAMTIME SARA	4	8.4m	2:38.66	61.46s (1)	30.92s (2)
3	HOT DOGMA	5	9.7m	2:38.76	62.69s (1)	31.54s (1)
9	MACS CHOICE	6	13.8m	2:39.09	62.65s (1)	32.35s (2)
6	MONTENEGRO	7	13.9m	2:39.09	62.31s (0)	31.43s (0)
4	IM ISABELLA	8	19.4m	2:39.53	63.82s (1)	32.70s (1)
2	LIZ AU BETTY	9	20.5m	2:39.61	62.75s (1)	32.25s (2)
5	BOLTENIN	10	41.4m	2:41.26	64.12s (0)	33.09s (0)

Finish Position and metres gained from 800m



Trots Sectionals
 Powered by
www.pjdata.com.au
 Home of PJ Trots Analyser



The Racing Queensland Board (trading as Racing Queensland) and provider are not responsible for the completeness or accuracy of any of the information contained herein, and makes no representations about its suitability for any purpose.

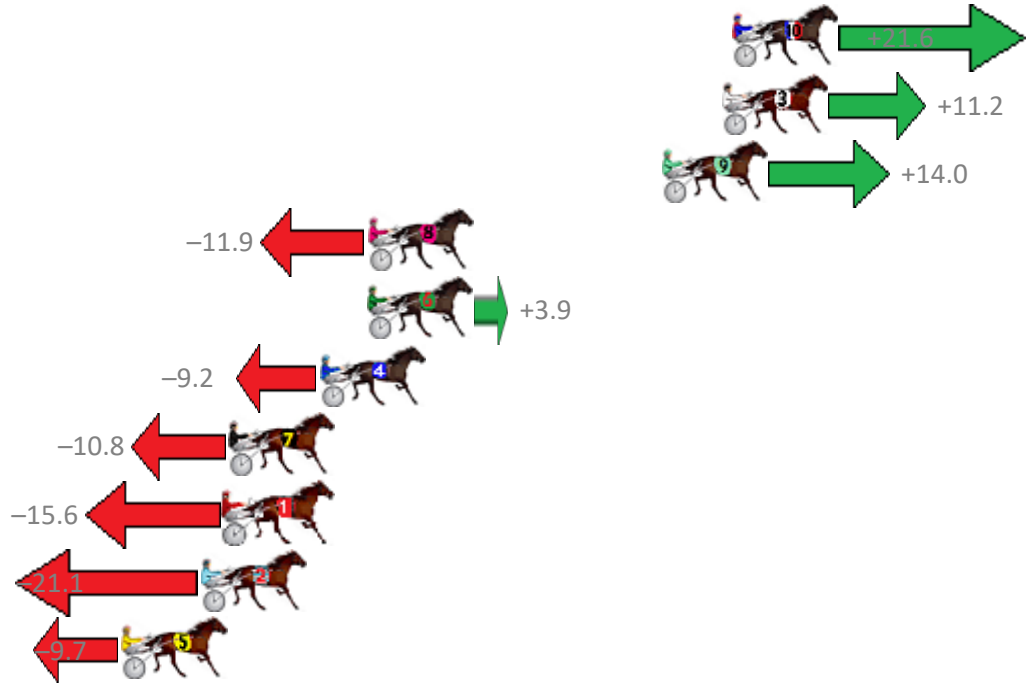
Redcliffe Race 8 Distance 1780m

Thursday, 8 March 2018

Gross Time: 2:13.40 MileRate: 2:00.60 LeadTime: 11.30s First Qtr: 30.50s Second Qtr: 30.30s Third Qtr: 30.10s Fourth Qtr: 31.20s

No	Horse	Plc	Margin	Time	800Time (W)	400 Time (W)
10	MISTER HART	1	0.0m	2:13.40	59.64s (1)	30.59s (2)
3	FALCON VISTA	2	0.4m	2:13.43	60.44s (1)	30.22s (1)
9	ASHLEYS ANGEL	3	2.8m	2:13.62	60.23s (1)	30.34s (2)
8	GLENFERRIE BABY	4	14.5m	2:14.53	62.21s (1)	32.24s (1)
6	ELMAUR JOY	5	14.5m	2:14.53	61.00s (2)	32.08s (2)
4	RARING TO GO	6	16.4m	2:14.68	62.00s (1)	31.81s (1)
7	ANNAS BEST	7	20.0m	2:14.96	62.13s (0)	32.03s (0)
1	HEAVENS HINT	8	20.2m	2:14.98	62.50s (0)	32.42s (0)
2	KEARNEY LANE	9	21.1m	2:15.05	62.92s (0)	32.85s (0)
5	GHOST GUM	10	24.3m	2:15.30	62.04s (0)	32.02s (0)

Finish Position and metres gained from 800m



Trots Sectionals
 Powered by
www.pjdata.com.au
 Home of PJ Trots Analyser



The Racing Queensland Board (trading as Racing Queensland) and provider are not responsible for the completeness or accuracy of any of the information contained herein, and makes no representations about its suitability for any purpose.