

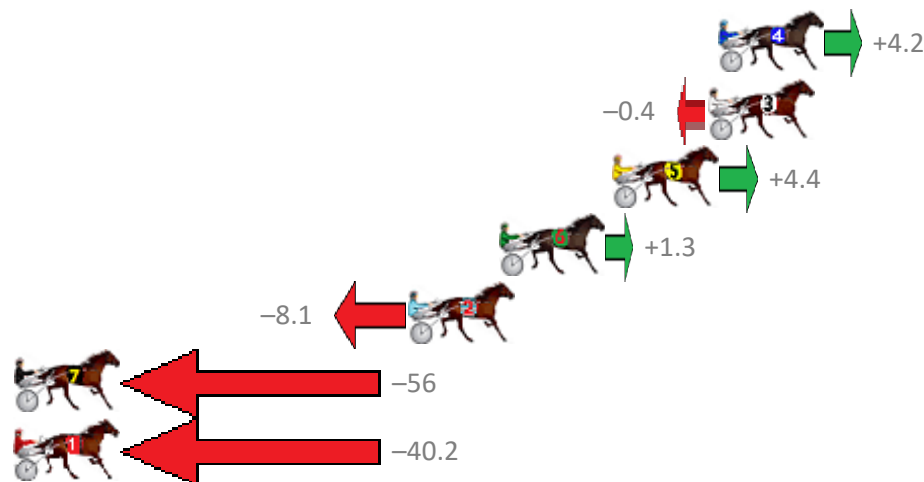
Albion Park Race 1 Distance 2138m

Friday, 9 March 2018

Gross Time: 2:47.20 MileRate: 2:05.30 LeadTime: 43.90s First Qtr: 31.00s Second Qtr: 32.40s Third Qtr: 29.10s Fourth Qtr: 30.80s

No	Horse	Plc	Margin	Time	800Time (W)	400 Time (W)
4	ZAIRE DIVA	1	0.0m	2:47.20	59.59s (1)	30.69s (1)
3	HIGH CLOUD LASS	2	0.4m	2:47.23	59.93s (0)	30.83s (0)
5	LANSBURY	3	4.2m	2:47.52	59.57s (0)	30.38s (0)
6	ASTRAL RULER	4	8.7m	2:47.87	59.80s (1)	30.92s (1)
2	NORAHS FLING	5	12.3m	2:48.15	60.51s (0)	31.36s (0)
7	FLASH ANGUS	6	73.1m	2:52.83	64.09s (1)	34.58s (0)
1	EL SWAVO	7	73.6m	2:52.87	62.91s (0)	33.77s (0)

Finish Position and metres gained from 800m



Trots Sectionals
 Powered by
www.pjdata.com.au
 Home of PJ Trots Analyser



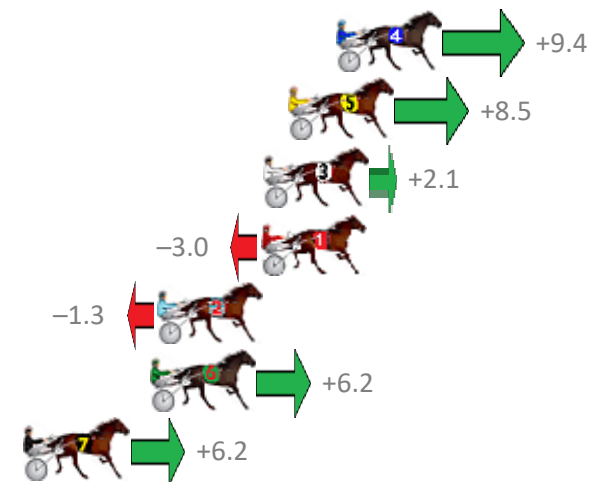
Albion Park Race 2 Distance 1660m

Friday, 9 March 2018

Gross Time: 2:00.90 MileRate: 1:57.20 LeadTime: 3.40s First Qtr: 29.10s Second Qtr: 30.20s Third Qtr: 28.40s Fourth Qtr: 29.80s

No	Horse	Plc	Margin	Time	800Time (W)	400 Time (W)
4	MEANT TO BE ME	1	0.0m	2:00.90	57.52s (1)	29.25s (1)
5	MONTANA BEACH	2	1.9m	2:01.04	57.58s (0)	29.18s (0)
3	CHEVRONS DELIGHT	3	2.9m	2:01.12	58.05s (1)	29.78s (1)
1	BALTIC BLUE EYES	4	3.0m	2:01.12	58.42s (0)	30.02s (0)
2	MINI MIRACLE	5	7.1m	2:01.43	58.29s (0)	29.90s (0)
6	JANIES GOT A GUN	6	7.4m	2:01.45	57.75s (1)	29.41s (1)
7	FEELINGFORAMIRACLE	7	12.4m	2:01.82	57.75s (1)	29.43s (1)

Finish Position and metres gained from 800m



Trots Sectionals
 Powered by
www.pjdata.com.au
 Home of PJ Trots Analyser



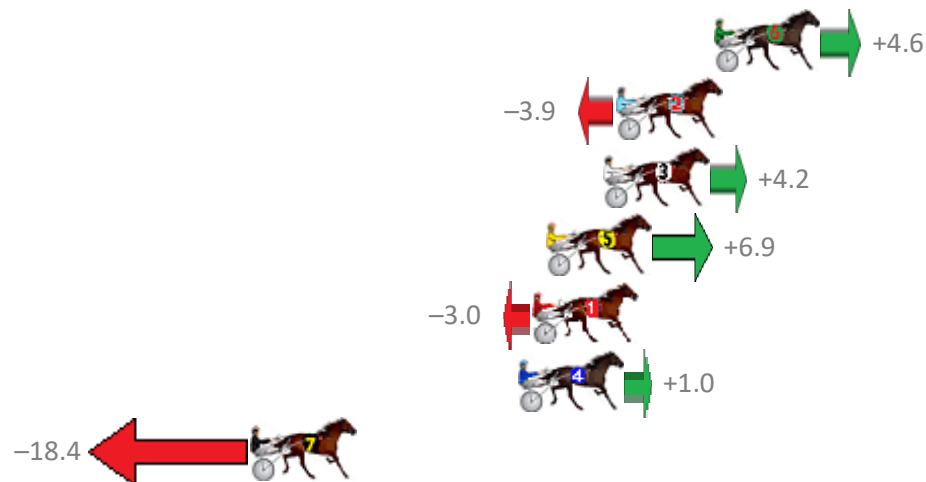
Albion Park Race 3 Distance 2138m

Friday, 9 March 2018

Gross Time: 2:37.50 MileRate: 1:58.50 LeadTime: 39.20s First Qtr: 32.00s Second Qtr: 29.80s Third Qtr: 28.30s Fourth Qtr: 28.20s

No	Horse	Plc	Margin	Time	800Time (W)	400 Time (W)
6	LONG ROAD TO FAME	1	0.0m	2:37.50	56.18s (1)	27.85s (1)
2	FLOYD MAYWEATHER	2	3.9m	2:37.77	56.78s (0)	28.47s (0)
3	RORY MACH	3	4.4m	2:37.81	56.20s (0)	27.88s (0)
5	EPIRUS BOY	4	6.7m	2:37.97	56.01s (0)	27.70s (0)
1	PLATINUM ART	5	7.2m	2:38.01	56.71s (0)	28.38s (0)
4	CALCAVADO	6	7.8m	2:38.05	56.43s (1)	28.10s (1)
7	CHEAP TINT	7	18.4m	2:38.80	57.80s (1)	29.45s (1)

Finish Position and metres gained from 800m



Trots Sectionals
 Powered by
www.pjdata.com.au
 Home of PJ Trots Analyser



The Racing Queensland Board (trading as Racing Queensland) and provider are not responsible for the completeness or accuracy of any of the information contained herein, and makes no representations about its suitability for any purpose.

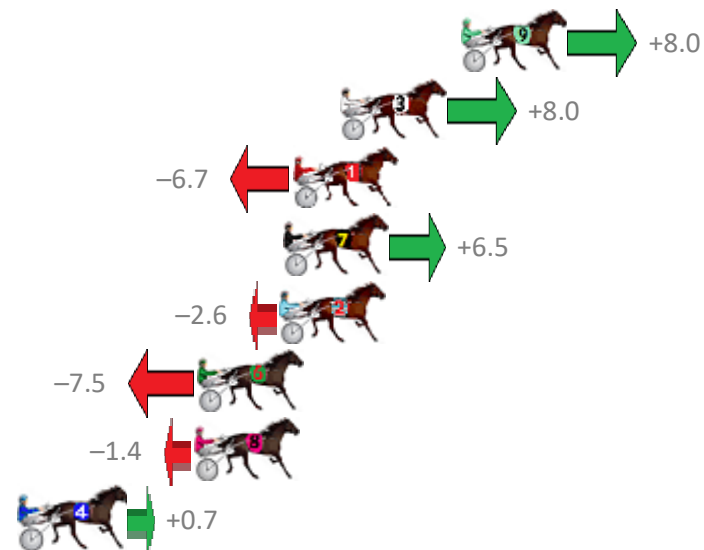
Albion Park Race 4 Distance 1660m

Friday, 9 March 2018

Gross Time: 2:02.10 MileRate: 1:58.40 LeadTime: 3.50s First Qtr: 29.40s Second Qtr: 31.60s Third Qtr: 28.20s Fourth Qtr: 29.40s

No	Horse	Plc	Margin	Time	800Time (W)	400 Time (W)
9	TARIN KOWT	1	0.0m	2:02.10	57.02s (1)	29.00s (1)
3	CAGNEY	2	4.8m	2:02.45	57.02s (1)	29.03s (1)
1	COLADA RAINBOW	3	6.7m	2:02.59	58.08s (0)	29.89s (0)
7	HANDSOME MAJOR	4	7.1m	2:02.62	57.13s (0)	28.86s (0)
2	MO JARNEY	5	7.2m	2:02.63	57.79s (0)	29.58s (0)
6	MAJOR STRIKE	6	10.5m	2:02.87	58.14s (1)	30.13s (1)
8	ITS ALL TORQUE	7	10.6m	2:02.88	57.70s (0)	29.46s (0)
4	DOOLITTLE DOOFY	8	17.5m	2:03.39	57.55s (1)	29.55s (1)

Finish Position and metres gained from 800m



Trots Sectionals
 Powered by
www.pjdata.com.au
 Home of PJ Trots Analyser



The Racing Queensland Board (trading as Racing Queensland) and provider are not responsible for the completeness or accuracy of any of the information contained herein, and makes no representations about its suitability for any purpose.

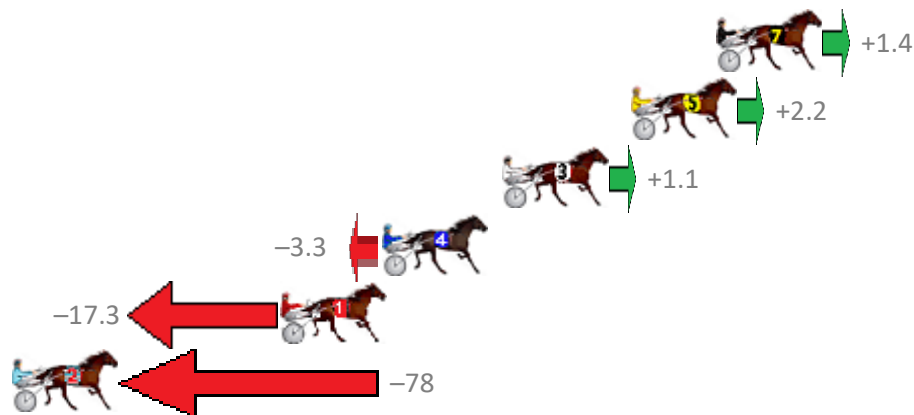
Albion Park Race 5 Distance 2138m

Friday, 9 March 2018

Gross Time: 2:35.20 MileRate: 1:56.80 LeadTime: 38.40s First Qtr: 29.70s Second Qtr: 29.50s Third Qtr: 28.30s Fourth Qtr: 29.30s

No	Horse	Plc	Margin	Time	800Time (W)	400 Time (W)
7	INA GREAT PLACE	1	0.0m	2:35.20	57.50s (1)	29.30s (1)
5	STIRLING WILLIAM	2	3.4m	2:35.45	57.44s (1)	29.23s (1)
3	BIO MARINUS	3	8.5m	2:35.82	57.52s (0)	28.87s (1)
4	RAESAWINNER	4	13.3m	2:36.17	57.84s (1)	29.63s (1)
1	MOHEGAN SUN	5	17.3m	2:36.47	58.85s (0)	30.57s (0)
2	WASTE OF TIME	6	82.5m	2:41.24	63.17s (0)	34.08s (0)

Finish Position and metres gained from 800m



Trots Sectionals
 Powered by
www.pjdata.com.au
 Home of PJ Trots Analyser




The Racing Queensland Board (trading as Racing Queensland) and provider are not responsible for the completeness or accuracy of any of the information contained herein, and makes no representations about its suitability for any purpose.

Albion Park Race 6 Distance 1660m

Friday, 9 March 2018

Gross Time: 2:00.80 MileRate: 1:57.10 LeadTime: 3.50s First Qtr: 29.10s Second Qtr: 30.60s Third Qtr: 29.00s Fourth Qtr: 28.60s

No	Horse	Plc	Margin	Time	800Time (W)	400 Time (W)
10	MAYWYNS COURAGE	1	0.0m	2:00.80	56.76s (1)	28.60s (2)
8	GOT THE GOODS	2	2.5m	2:00.98	57.39s (0)	28.31s (0)
2	MAJOR GENERALJUJON	3	8.6m	2:01.41	58.22s (0)	29.11s (0)
9	GRIZZLY MONTANA	4	17.8m	2:02.07	58.13s (0)	29.43s (2)
5	MILLY BROMAC	5	20.4m	2:02.26	58.58s (1)	29.84s (1)
6	NOTMUCHUPTOP	6	22.4m	2:02.40	58.05s (1)	29.83s (3)
4	HE FEELS GOOD	7	40.4m	2:03.69	59.36s (0)	30.39s (0)
7	OUR DASHER	8	51.9m	2:04.51	59.80s (1)	31.04s (1)
3	NAUGHTYINHEAVEN	9	75.3m	2:06.18	62.85s (1)	31.55s (0)



Trots Sectionals
 Powered by
www.pjdata.com.au
 Home of PJ Trots Analyser



The Racing Queensland Board (trading as Racing Queensland) and provider are not responsible for the completeness or accuracy of any of the information contained herein, and makes no representations about its suitability for any purpose.

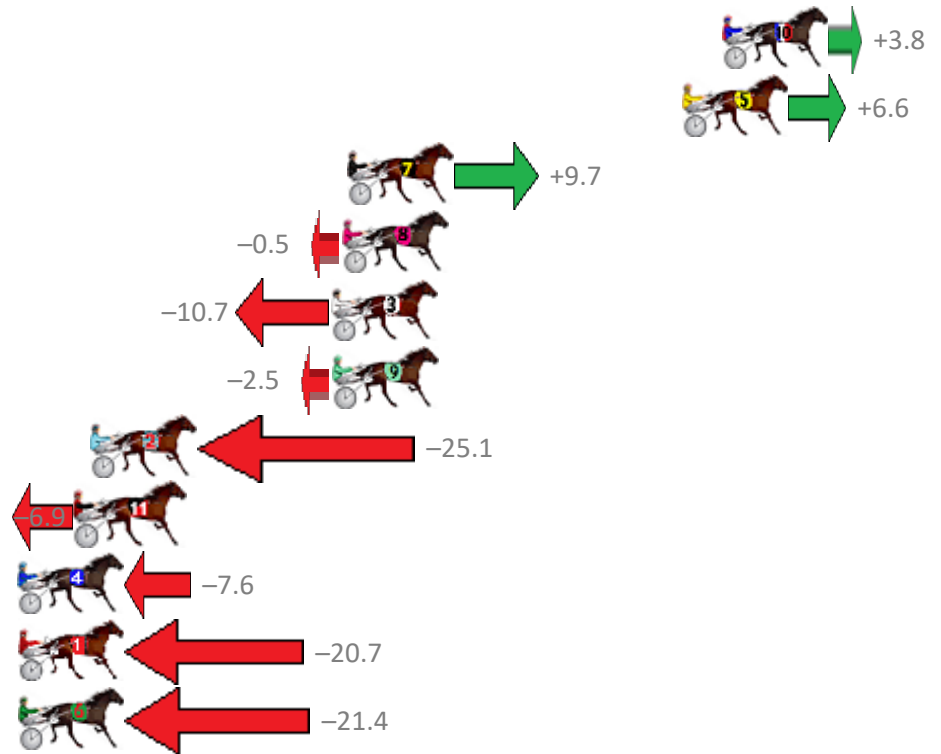
Albion Park Race 7 Distance 1660m

Friday, 9 March 2018

Gross Time: 1:59.90 MileRate: 1:56.20 LeadTime: 3.50s First Qtr: 27.50s Second Qtr: 30.20s Third Qtr: 28.10s Fourth Qtr: 30.60s

No	Horse	Plc	Margin	Time	800Time (W)	400 Time (W)
10	BET IM SPECIAL	1	0.0m	1:59.90	58.42s (1)	30.60s (1)
5	HARD TO HEAR	2	1.6m	2:00.02	58.22s (1)	30.39s (1)
7	LORNE BEACH	3	14.9m	2:01.04	57.99s (1)	29.35s (1)
8	JUSTATIC	4	15.1m	2:01.06	58.74s (0)	30.24s (1)
3	OYSTER STRIDE	5	15.5m	2:01.09	59.49s (0)	31.04s (0)
9	THE GUN ROCKSTAR	6	15.5m	2:01.09	58.88s (1)	30.65s (1)
2	WESTERN COVE	7	25.1m	2:01.82	60.54s (0)	32.32s (0)
11	SIR REGAL DELIGHT	8	25.7m	2:01.87	59.21s (1)	30.56s (1)
4	RAFFERTY DELIGHTS	9	28.0m	2:02.04	59.26s (0)	30.58s (0)
1	MISTER FANTANGLES	10	30.7m	2:02.25	60.22s (0)	31.56s (0)
6	GOVINNI	11	55.2m	2:04.12	60.27s (0)	31.38s (0)

Finish Position and metres gained from 800m



Trots Sectionals
 Powered by
www.pjdata.com.au
 Home of PJ Trots Analyser



The Racing Queensland Board (trading as Racing Queensland) and provider are not responsible for the completeness or accuracy of any of the information contained herein, and makes no representations about its suitability for any purpose.