

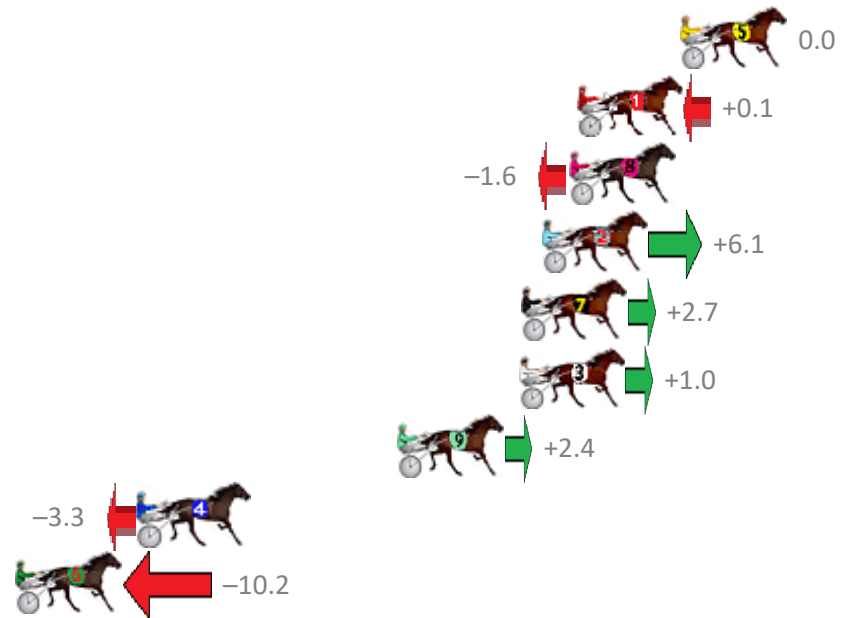
Redcliffe Race 1 Distance 1780m

Wednesday, 14 March 2018

Gross Time: 2:12.50 MileRate: 1:59.80 LeadTime: 11.50s First Qtr: 29.80s Second Qtr: 30.00s Third Qtr: 31.90s Fourth Qtr: 29.30s

No Horse	Plc	Margin	Time	800Time (W)	400 Time (W)
5 ILLAWONG DREAMTIM	1	0.0m	2:12.50	61.20s (0)	29.30s (0)
1 SPONDOOLEY	2	4.1m	2:12.80	61.19s (0)	29.25s (0)
8 SHEZABONNYGEM	3	4.4m	2:12.82	61.32s (1)	29.39s (1)
2 CALCAVADO	4	5.5m	2:12.90	60.73s (1)	28.82s (1)
7 BLACK BELT	5	6.3m	2:12.96	60.99s (0)	29.07s (0)
3 THE AMERICAN DREAM	6	6.4m	2:12.97	61.12s (1)	29.21s (1)
9 NOLONGA YOUR CHOIC	7	11.2m	2:13.32	61.02s (0)	29.09s (0)
4 MISTER HART	8	21.5m	2:14.07	61.45s (0)	29.51s (0)
6 TORQUE LIVELY	9	26.4m	2:14.43	61.98s (1)	30.05s (1)

Finish Position and metres gained from 800m



Trots Sectionals
 Powered by
www.pjdata.com.au
 Home of PJ Trots Analyser



The Racing Queensland Board (trading as Racing Queensland) and provider are not responsible for the completeness or accuracy of any of the information contained herein, and makes no representations about its suitability for any purpose.

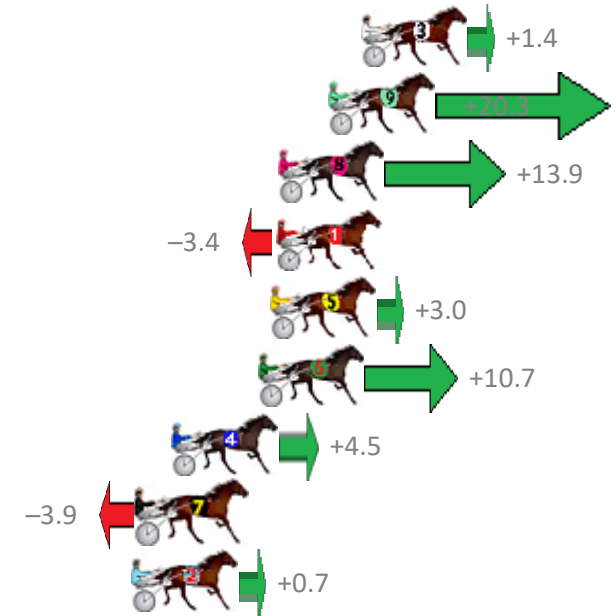
Redcliffe Race 2 Distance 1780m

Wednesday, 14 March 2018

Gross Time: 2:10.90 MileRate: 1:58.30 LeadTime: 11.40s First Qtr: 28.90s Second Qtr: 30.70s Third Qtr: 30.10s Fourth Qtr: 29.80s

No	Horse	Plc	Margin	Time	800Time (W)	400 Time (W)
3	MUCHO MACHO MAN	1	0.0m	2:10.90	59.80s (1)	29.80s (1)
9	DRIVE THE DREAM	2	1.3m	2:11.00	58.38s (1)	29.17s (2)
8	WATTLEBANK FLYER	3	3.3m	2:11.15	58.86s (1)	29.64s (2)
1	PLAYNSERIOUS	4	3.4m	2:11.15	60.15s (0)	30.01s (0)
5	CHANTREY	5	3.6m	2:11.17	59.68s (1)	29.67s (1)
6	LOMBO RANMILES	6	4.1m	2:11.21	59.10s (0)	29.00s (0)
4	SAMS A CHAMP	7	7.5m	2:11.46	59.56s (1)	29.63s (1)
7	SWEET AS CANDY	8	8.9m	2:11.56	60.19s (0)	30.08s (0)
2	MONTCALM	9	9.1m	2:11.58	59.85s (0)	29.76s (0)

Finish Position and metres gained from 800m



Trots Sectionals
 Powered by
www.pjdata.com.au
 Home of PJ Trots Analyser



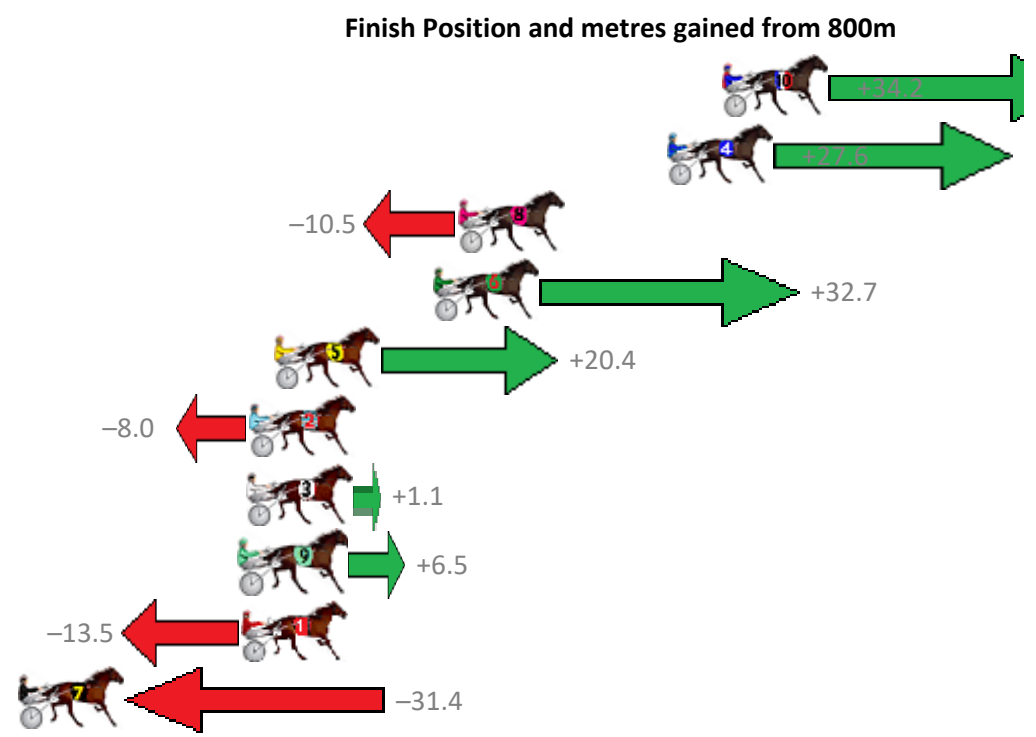
The Racing Queensland Board (trading as Racing Queensland) and provider are not responsible for the completeness or accuracy of any of the information contained herein, and makes no representations about its suitability for any purpose.

Redcliffe Race 3 Distance 1780m

Wednesday, 14 March 2018

Gross Time: 2:14.20 MileRate: 2:01.40 LeadTime: 11.60s First Qtr: 31.10s Second Qtr: 29.20s Third Qtr: 31.00s Fourth Qtr: 31.30s

No Horse	Plc	Margin	Time	800Time (W)	400 Time (W)
10 THE FORMULA ONE	1	0.0m	2:14.20	59.64s (1)	30.38s (3)
4 SONNY ORLANDO	2	2.2m	2:14.37	60.15s (2)	30.71s (2)
8 ELZBOY	3	10.5m	2:15.02	63.12s (0)	32.12s (0)
6 BETTING BARON	4	11.5m	2:15.10	59.75s (1)	30.18s (2)
5 DAMINGO	5	17.8m	2:15.59	60.71s (2)	31.16s (3)
2 PONOVER	6	18.8m	2:15.67	62.92s (0)	32.30s (1)
3 LIGHTHORSE	7	18.9m	2:15.68	62.21s (0)	31.86s (1)
9 MANY DELIGHTS	8	19.1m	2:15.69	61.79s (1)	31.57s (2)
1 DOOLITTLE DOOFY	9	19.1m	2:15.69	63.35s (0)	32.37s (0)
7 LIZ AU BETTY	10	57.8m	2:18.72	64.75s (0)	34.48s (0)



Trots Sectionals
 Powered by
www.pjdata.com.au
 Home of PJ Trots Analyser



The Racing Queensland Board (trading as Racing Queensland) and provider are not responsible for the completeness or accuracy of any of the information contained herein, and makes no representations about its suitability for any purpose.

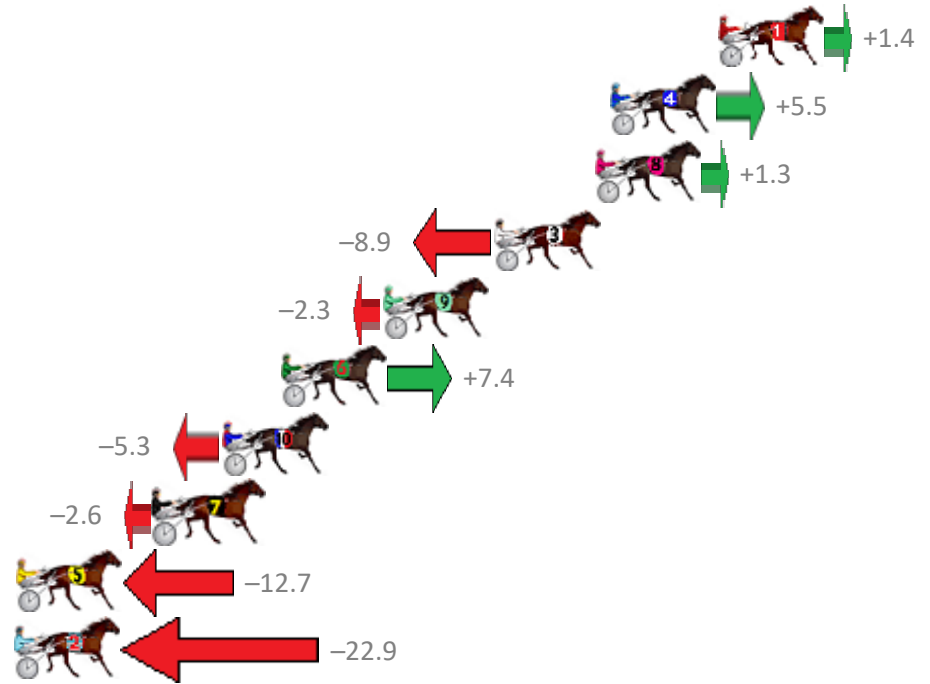
Redcliffe Race 4 Distance 1780m

Wednesday, 14 March 2018

Gross Time: 2:13.70 MileRate: 2:00.90 LeadTime: 12.00s First Qtr: 31.30s Second Qtr: 30.90s Third Qtr: 30.00s Fourth Qtr: 29.50s

No Horse	Plc	Margin	Time	800Time (W)	400 Time (W)
1 BOB GAGE	1	0.0m	2:13.70	59.40s (0)	29.50s (0)
4 TIME TRAVELLER	2	4.3m	2:14.02	59.09s (1)	29.05s (1)
8 MACH SAM	3	4.9m	2:14.06	59.40s (0)	29.51s (0)
3 WESTERN JEWELS	4	8.9m	2:14.36	60.16s (1)	30.08s (1)
9 PITTSWORTH MAN	5	13.3m	2:14.68	59.67s (0)	29.77s (0)
6 MY AJAYE	6	17.4m	2:14.98	58.95s (1)	28.97s (0)
10 MONTENEGRO	7	19.7m	2:15.15	59.89s (1)	29.86s (1)
7 CAGNEY	8	22.4m	2:15.35	59.69s (1)	29.71s (1)
5 BALLATOR THOR	9	27.9m	2:15.76	60.44s (0)	30.50s (0)
2 LADY ELL AYE	10	28.3m	2:15.79	61.20s (1)	31.14s (1)

Finish Position and metres gained from 800m



Trots Sectionals
 Powered by
www.pjdata.com.au
 Home of PJ Trots Analyser



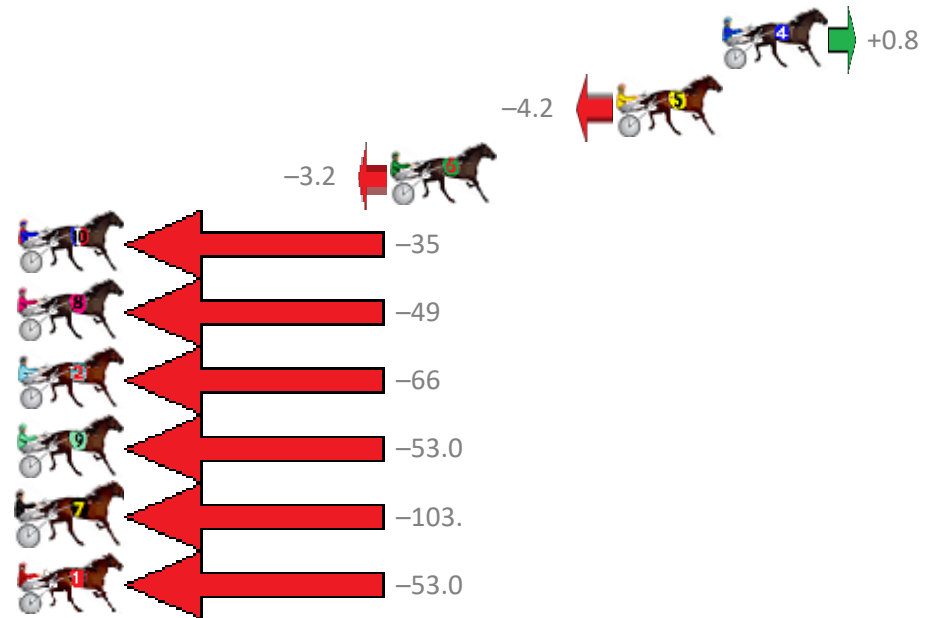
Redcliffe Race 5 Distance 2040m

Wednesday, 14 March 2018

Gross Time: 2:31.30 MileRate: 1:59.40 LeadTime: 30.60s First Qtr: 29.70s Second Qtr: 29.50s Third Qtr: 29.70s Fourth Qtr: 31.80s

No	Horse	Plc	Margin	Time	800Time (W)	400 Time (W)
4	ROCKNROLL AMBER	1	0.0m	2:31.30	61.44s (0)	31.80s (0)
5	JAZZY ARTIST	2	4.2m	2:31.63	61.82s (1)	31.80s (1)
6	HOT ROD HEAVEN	3	13.2m	2:32.35	61.75s (1)	32.07s (0)
10	SIR REGAL DELIGHT	4	58.9m	2:35.98	64.17s (1)	33.72s (1)
8	THE CARINGBAH KID	5	62.3m	2:36.25	65.23s (0)	34.51s (1)
2	SHERIFF JUJON	6	73.7m	2:37.16	66.54s (0)	35.66s (0)
9	FUI FUI	7	73.8m	2:37.17	65.57s (0)	34.84s (0)
7	REAL KNUCKY	8	132.8m	2:41.86	69.48s (0)	38.91s (0)
1	TARIN KOWT	9	138.0m	2:42.27	65.57s (0)	34.82s (0)

Finish Position and metres gained from 800m



Trots Sectionals
 Powered by
www.pjdata.com.au
 Home of PJ Trots Analyser



The Racing Queensland Board (trading as Racing Queensland) and provider are not responsible for the completeness or accuracy of any of the information contained herein, and makes no representations about its suitability for any purpose.


Redcliffe Race 6 Distance 1780m

Wednesday, 14 March 2018

Gross Time: 2:15.90 MileRate: 2:02.80 LeadTime: 11.80s First Qtr: 31.40s Second Qtr: 32.40s Third Qtr: 30.80s Fourth Qtr: 29.50s

No	Horse	Plc	Margin	Time	800Time (W)	400 Time (W)
9	GINA MACH	1	0.0m	2:15.90	59.97s (1)	29.50s (1)
10	TORQUE FEELS GOOD	2	1.1m	2:15.98	59.66s (1)	29.08s (1)
6	JUSTALITTLE TORQUE	3	1.3m	2:16.00	59.31s (1)	28.71s (1)
2	LONG LEGS LOU	4	4.2m	2:16.21	60.62s (0)	29.78s (0)
8	SISTER FEELGOOD	5	10.3m	2:16.66	60.35s (0)	29.51s (0)
3	MIGHTY MONTANA	6	18.7m	2:17.28	60.58s (0)	29.76s (0)
1	SUGAR BRICHERS	7	21.8m	2:17.51	61.61s (0)	30.72s (0)
4	SLIPPERY ART	8	22.9m	2:17.59	60.56s (1)	29.91s (1)
7	VARONIKA	9	155.9m	2:27.40	67.15s (0)	33.62s (0)

Finish Position and metres gained from 800m



Trots Sectionals
 Powered by
www.pjdata.com.au
 Home of PJ Trots Analyser



The Racing Queensland Board (trading as Racing Queensland) and provider are not responsible for the completeness or accuracy of any of the information contained herein, and makes no representations about its suitability for any purpose.

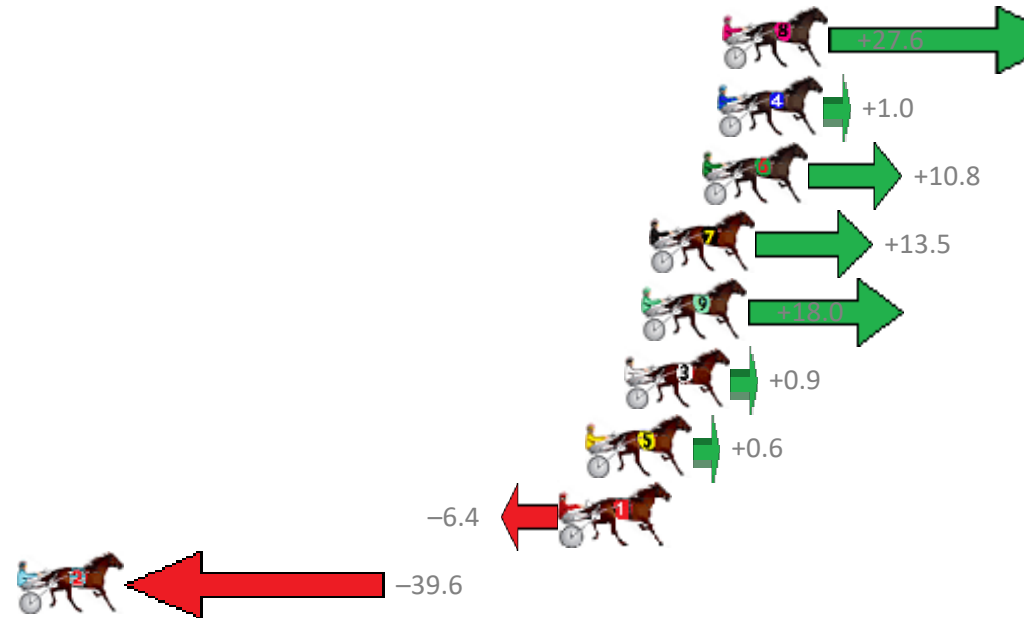
Redcliffe Race 7 Distance 1780m

Wednesday, 14 March 2018

Gross Time: 2:20.40 MileRate: 2:04.10 LeadTime: 15.60s First Qtr: 30.30s Second Qtr: 31.50s Third Qtr: 30.70s Fourth Qtr: 32.30s

No	Horse	Plc	Margin	Time	800Time (W)	400 Time (W)
8	JUSTABITCOCO	1	0.0m	2:20.40	60.83s (0)	30.77s (0)
4	HIGH CLOUD LASS	2	0.2m	2:20.42	62.92s (1)	32.32s (1)
6	GO AHEAD MAKEMYDA	3	0.8m	2:20.46	62.15s (1)	31.57s (1)
7	CHEVALS RACER	4	2.9m	2:20.63	61.94s (1)	31.68s (0)
9	STEVES STAR	5	3.2m	2:20.66	61.58s (1)	31.04s (1)
3	DAY TOURER	6	3.9m	2:20.71	62.93s (0)	32.16s (0)
5	GALAXY HUNTER	7	5.4m	2:20.84	62.95s (1)	32.32s (1)
1	MAPLE CROWN	8	6.4m	2:20.92	63.50s (0)	32.77s (0)
2	SOMEONES SINGING	9	49.6m	2:24.41	66.12s (0)	33.72s (0)

Finish Position and metres gained from 800m



Trots Sectionals
 Powered by
www.pjdata.com.au
 Home of PJ Trots Analyser



The Racing Queensland Board (trading as Racing Queensland) and provider are not responsible for the completeness or accuracy of any of the information contained herein, and makes no representations about its suitability for any purpose.

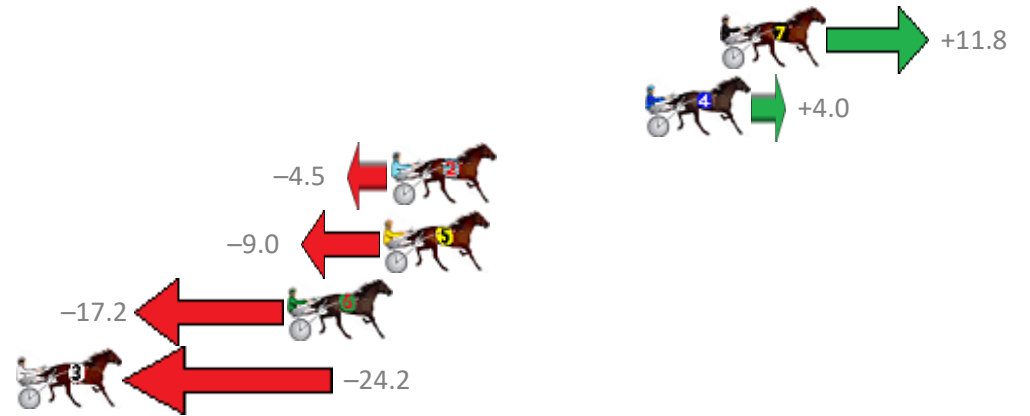
Redcliffe Race 8 Distance 1780m

Wednesday, 14 March 2018

Gross Time: 2:15.60 MileRate: 2:02.60 LeadTime: 12.40s First Qtr: 31.00s Second Qtr: 31.50s Third Qtr: 31.30s Fourth Qtr: 29.40s

No	Horse	Plc	Margin	Time	800Time (W)	400 Time (W)
7	BETTOR WATCH HIM	1	0.0m	2:15.60	59.80s (1)	28.65s (1)
4	HIGH ON MONTANA	2	3.0m	2:15.82	60.40s (1)	29.22s (1)
2	WAVEDANCER	3	13.1m	2:16.56	61.04s (0)	29.66s (0)
5	JACK DOUBLEYOU	4	13.4m	2:16.58	61.38s (0)	30.03s (0)
6	CHEVRONS DELIGHT	5	17.2m	2:16.86	62.01s (0)	30.66s (0)
3	KID CALVERT	6	38.0m	2:18.39	62.54s (0)	31.11s (0)

Finish Position and metres gained from 800m



Trots Sectionals
 Powered by
www.pjdata.com.au
 Home of PJ Trots Analyser



The Racing Queensland Board (trading as Racing Queensland) and provider are not responsible for the completeness or accuracy of any of the information contained herein, and makes no representations about its suitability for any purpose.