

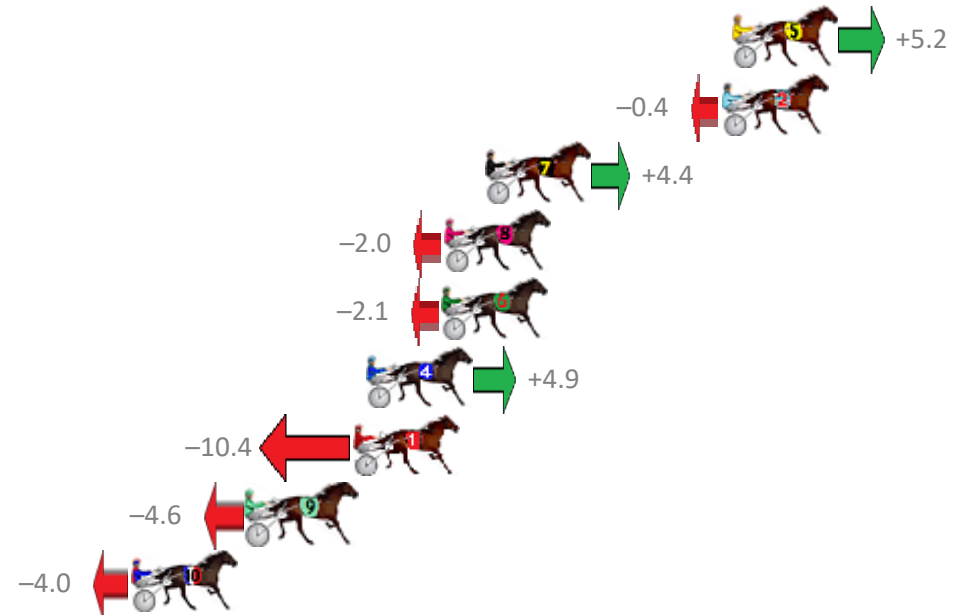
Albion Park Race 1 Distance 2138m

Tuesday, 3 April 2018

Gross Time: 2:44.90 MileRate: 2:03.50 LeadTime: 42.70s First Qtr: 32.20s Second Qtr: 32.70s Third Qtr: 28.80s Fourth Qtr: 28.50s

NoHorse	Plc	Margin	Time	800Time (W)	400 Time (W)
5 NEEDLE	1	0.0m	2:44.90	56.93s (1)	28.22s (1)
2 SPIRIT WALKER	2	0.4m	2:44.93	57.33s (0)	28.53s (0)
7 QUIETLY SPOKEN	3	9.8m	2:45.60	56.98s (1)	28.27s (1)
8 IVANOV	4	11.4m	2:45.71	57.44s (1)	28.71s (1)
6 SCORCHED	5	11.5m	2:45.72	57.45s (0)	28.62s (0)
4 JUSTABITCOCO	6	14.5m	2:45.93	56.95s (1)	28.15s (1)
1 LANSBURY	7	15.0m	2:45.97	58.04s (0)	29.20s (0)
9 LIAVA	8	19.2m	2:46.27	57.63s (0)	28.78s (0)
10 MONORAIL	9	23.8m	2:46.60	57.59s (0)	28.70s (0)

Finish Position and metres gained from 800m



Trots Sectionals
 Powered by
www.pjdata.com.au
 Home of PJ Trots Analyser



The Racing Queensland Board (trading as Racing Queensland) and provider are not responsible for the completeness or accuracy of any of the information contained herein, and makes no representations about its suitability for any purpose.

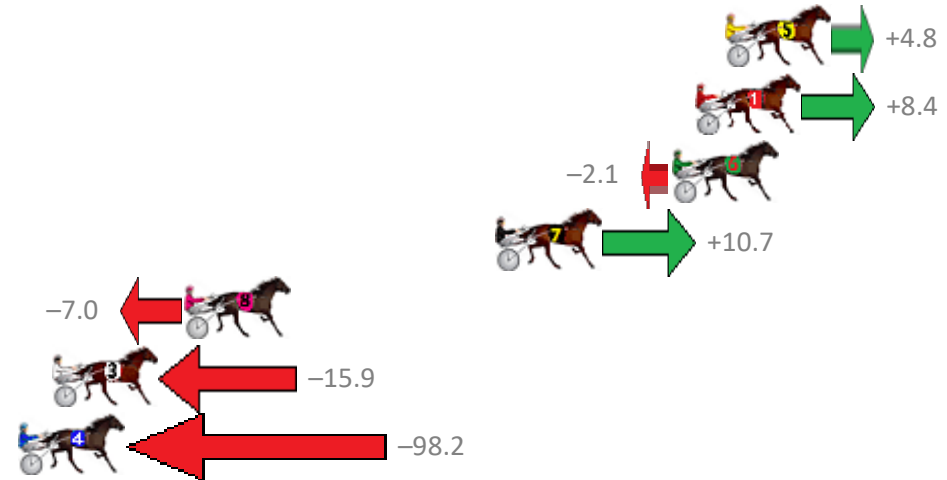
Albion Park Race 2 Distance 1660m

Tuesday, 3 April 2018

Gross Time: 2:00.40 MileRate: 1:56.70 LeadTime: 3.40s First Qtr: 27.70s Second Qtr: 30.50s Third Qtr: 28.80s Fourth Qtr: 30.00s

NoHorse	Plc	Margin	Time	800Time (W)	400 Time (W)
5 RUHTREBO	1	0.0m	2:00.40	58.45s (0)	29.66s (0)
1 VICTREE MIKAYLA	2	1.2m	2:00.49	58.18s (0)	29.39s (0)
6 GOT THE GOODS	3	2.1m	2:00.56	58.95s (0)	30.16s (0)
7 WANDERIN MAN	4	9.1m	2:01.08	58.01s (0)	29.35s (0)
8 REACTOR ONE	5	21.4m	2:02.01	59.31s (0)	30.63s (1)
3 NAUGHTYINHEAVEN	6	26.7m	2:02.40	59.97s (2)	31.45s (1)
4 WELL READ	7	114.2m	2:08.96	66.02s (1)	35.76s (0)

Finish Position and metres gained from 800m



Trots Sectionals
 Powered by
www.pjdata.com.au
 Home of PJ Trots Analyser



The Racing Queensland Board (trading as Racing Queensland) and provider are not responsible for the completeness or accuracy of any of the information contained herein, and makes no representations about its suitability for any purpose.

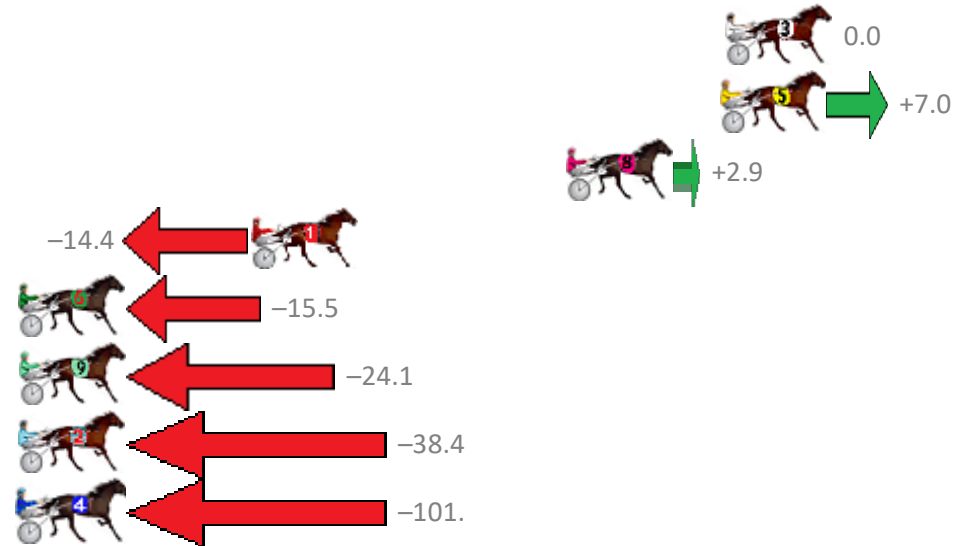
Albion Park Race 3 Distance 1660m

Tuesday, 3 April 2018

Gross Time: 2:02.70 MileRate: 1:58.90 LeadTime: 3.50s First Qtr: 30.40s Second Qtr: 32.30s Third Qtr: 28.10s Fourth Qtr: 28.40s

NoHorse	Plc	Margin	Time	800Time (W)	400 Time (W)
3 THATS BETTOR	1	0.0m	2:02.70	56.50s (0)	28.40s (0)
5 MAYWYN NO REGRETS	2	0.2m	2:02.71	56.01s (1)	27.89s (1)
8 TIMELESS APPEAL	3	6.3m	2:03.15	56.30s (0)	27.94s (0)
1 BETTOR BECAUSE	4	18.8m	2:04.03	57.52s (0)	29.24s (0)
6 ZARAS ALL GOOD	5	34.3m	2:05.14	57.59s (1)	28.63s (1)
9 ELLA ROSSI	6	39.3m	2:05.49	58.20s (0)	29.73s (0)
2 BLACK SASSI LASSIE	7	51.8m	2:06.38	59.21s (1)	30.25s (1)
4 MISS MONEYBAGS	8	104.2m	2:10.10	63.69s (1)	35.64s (1)

Finish Position and metres gained from 800m



Trots Sectionals
 Powered by
www.pjdata.com.au
 Home of PJ Trots Analyser



The Racing Queensland Board (trading as Racing Queensland) and provider are not responsible for the completeness or accuracy of any of the information contained herein, and makes no representations about its suitability for any purpose.

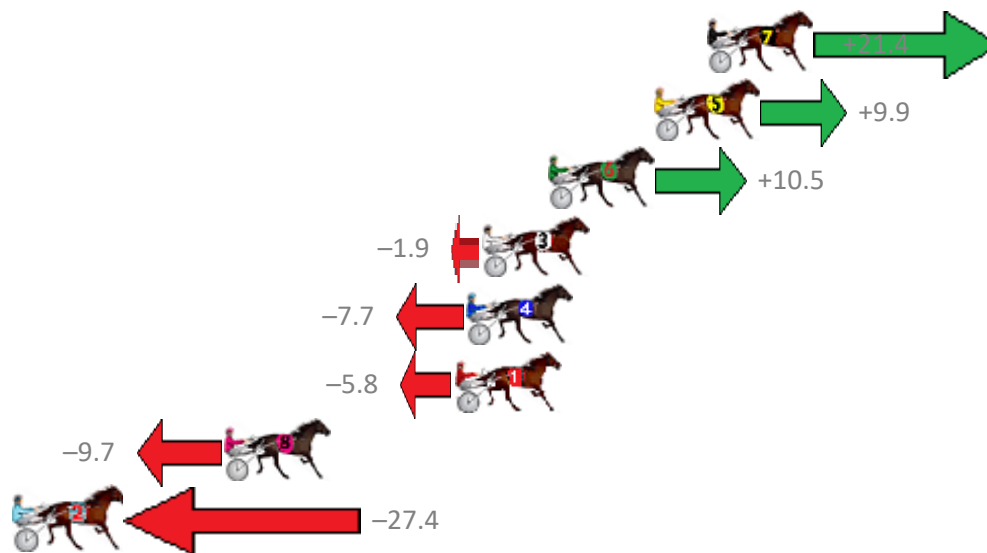
Albion Park Race 4 Distance 1660m

Tuesday, 3 April 2018

Gross Time: 2:00.80 MileRate: 1:57.10 LeadTime: 3.40s First Qtr: 28.70s Second Qtr: 31.10s Third Qtr: 27.70s Fourth Qtr: 29.90s

NoHorse	Plc	Margin	Time	800Time (W)	400 Time (W)
7 NOVENA ROSE	1	0.0m	2:00.80	56.06s (1)	28.81s (2)
5 INCITER	2	2.1m	2:00.96	56.89s (1)	29.32s (2)
6 ALWAYS BAD	3	6.3m	2:01.27	56.84s (1)	29.34s (1)
3 MODERNDAY FALCON	4	8.9m	2:01.47	57.74s (1)	30.16s (1)
4 SLIPASLYGRIN	5	9.5m	2:01.51	58.15s (1)	30.61s (1)
1 BERTILS DELIGHT	6	10.0m	2:01.55	58.02s (0)	30.33s (0)
8 DALACOS EMPRESS	7	19.1m	2:02.23	58.30s (0)	30.63s (0)
2 PURE MADNESS	8	27.4m	2:02.85	59.57s (0)	31.95s (0)

Finish Position and metres gained from 800m



Trots Sectionals
 Powered by
www.pjdata.com.au
 Home of PJ Trots Analyser



The Racing Queensland Board (trading as Racing Queensland) and provider are not responsible for the completeness or accuracy of any of the information contained herein, and makes no representations about its suitability for any purpose.

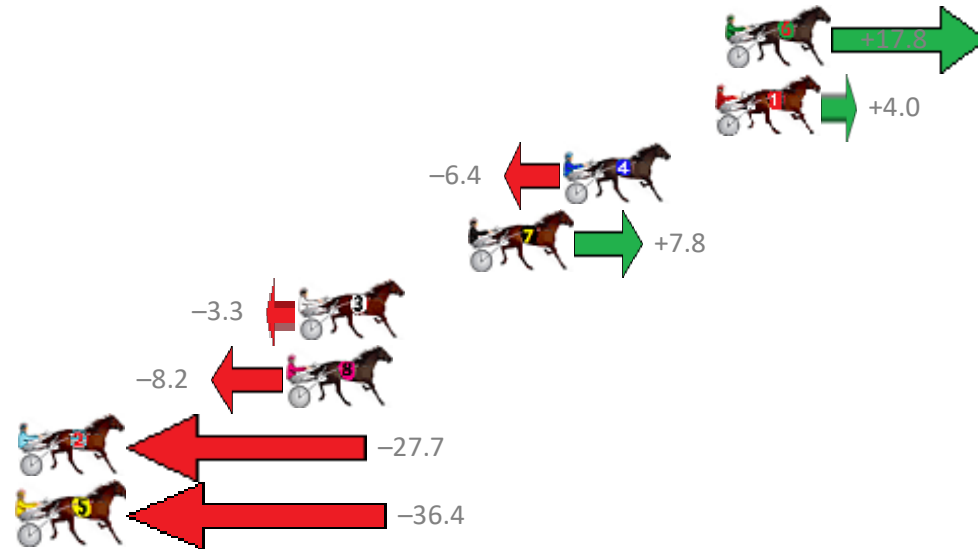
Albion Park Race 5 Distance 2138m

Tuesday, 3 April 2018

Gross Time: 2:31.80 MileRate: 1:54.30 LeadTime: 35.50s First Qtr: 29.10s Second Qtr: 29.40s Third Qtr: 28.50s Fourth Qtr: 29.30s

NoHorse	Plc	Margin	Time	800Time (W)	400 Time (W)
6 SMOOTH SHOWGIRL	1	0.0m	2:31.80	56.51s (1)	28.54s (2)
1 JACKAROO BROMAC	2	0.4m	2:31.83	57.51s (0)	29.02s (0)
4 THE SHADY ONE	3	6.4m	2:32.27	58.26s (0)	29.77s (0)
7 CONSTANTLYSIDEWAYS	4	10.2m	2:32.55	57.24s (2)	29.61s (2)
3 STORMFORTHEBOYS	5	16.9m	2:33.04	58.04s (1)	29.50s (0)
8 BROADWAY PLAYBOY	6	17.4m	2:33.07	58.39s (0)	29.90s (0)
2 GLENFERRIE BOSS	7	33.5m	2:34.25	59.80s (1)	30.82s (1)
5 IDEAL SCOTT	8	37.8m	2:34.57	60.43s (1)	31.48s (1)

Finish Position and metres gained from 800m



Trots Sectionals
 Powered by
www.pjdata.com.au
 Home of PJ Trots Analyser



The Racing Queensland Board (trading as Racing Queensland) and provider are not responsible for the completeness or accuracy of any of the information contained herein, and makes no representations about its suitability for any purpose.

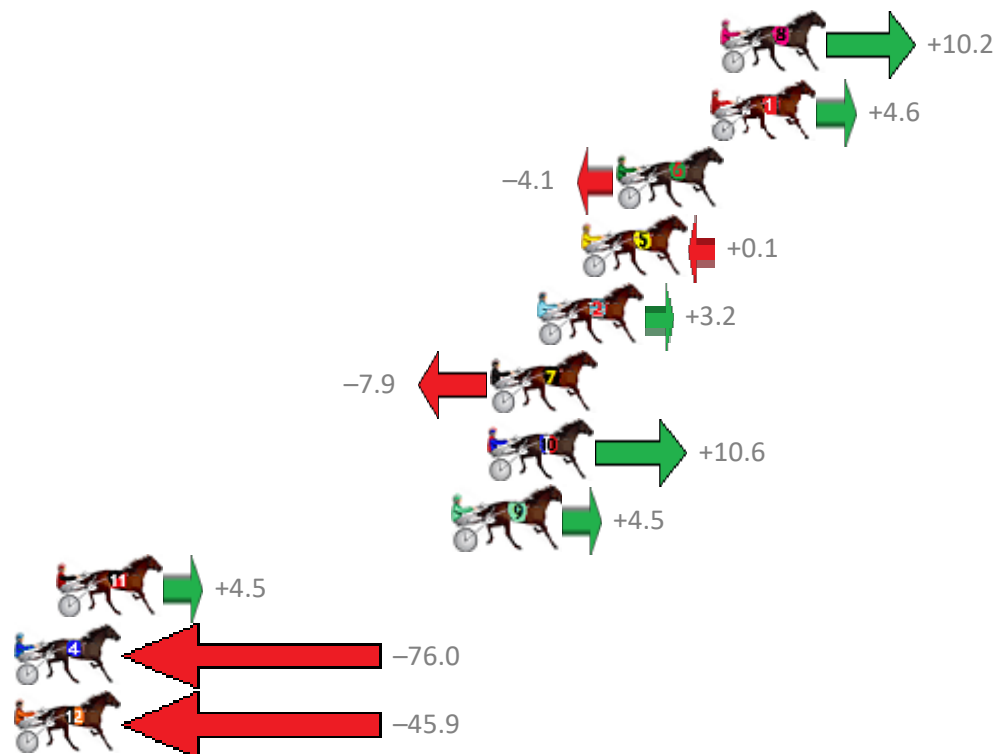
Albion Park Race 6 Distance 1660m

Tuesday, 3 April 2018

Gross Time: 1:58.80 MileRate: 1:55.20 LeadTime: 3.30s First Qtr: 28.20s Second Qtr: 29.70s Third Qtr: 28.10s Fourth Qtr: 29.50s

NoHorse	Plc	Margin	Time	800Time (W)	400 Time (W)
8 RED CHARMER	1	0.0m	1:58.80	56.87s (0)	28.82s (0)
1 DARBY BRIGHTS	2	0.4m	1:58.83	57.27s (0)	29.18s (0)
6 GETOUTNWALK	3	4.1m	1:59.10	57.90s (0)	29.80s (0)
5 BETTING BARON	4	5.5m	1:59.21	57.59s (1)	29.18s (1)
2 MATT BELFORD	5	7.2m	1:59.33	57.37s (1)	29.18s (2)
7 PHOTOZEN	6	9.1m	1:59.47	58.17s (1)	29.88s (1)
10 TUESDAYS FELLA	7	9.2m	1:59.48	56.84s (1)	28.61s (1)
9 THE FORMULA ONE	8	10.5m	1:59.57	57.28s (1)	29.08s (1)
11 ZED CODE	9	26.3m	2:00.74	57.28s (2)	29.45s (0)
4 SPENDAWAY	10	102.4m	2:06.35	63.07s (1)	34.16s (0)
12 MAYWYNS COURAGE	11	180.9m	2:12.14	60.90s (0)	32.52s (0)

Finish Position and metres gained from 800m



Trots Sectionals
 Powered by
www.pjdata.com.au
 Home of PJ Trots Analyser



The Racing Queensland Board (trading as Racing Queensland) and provider are not responsible for the completeness or accuracy of any of the information contained herein, and makes no representations about its suitability for any purpose.

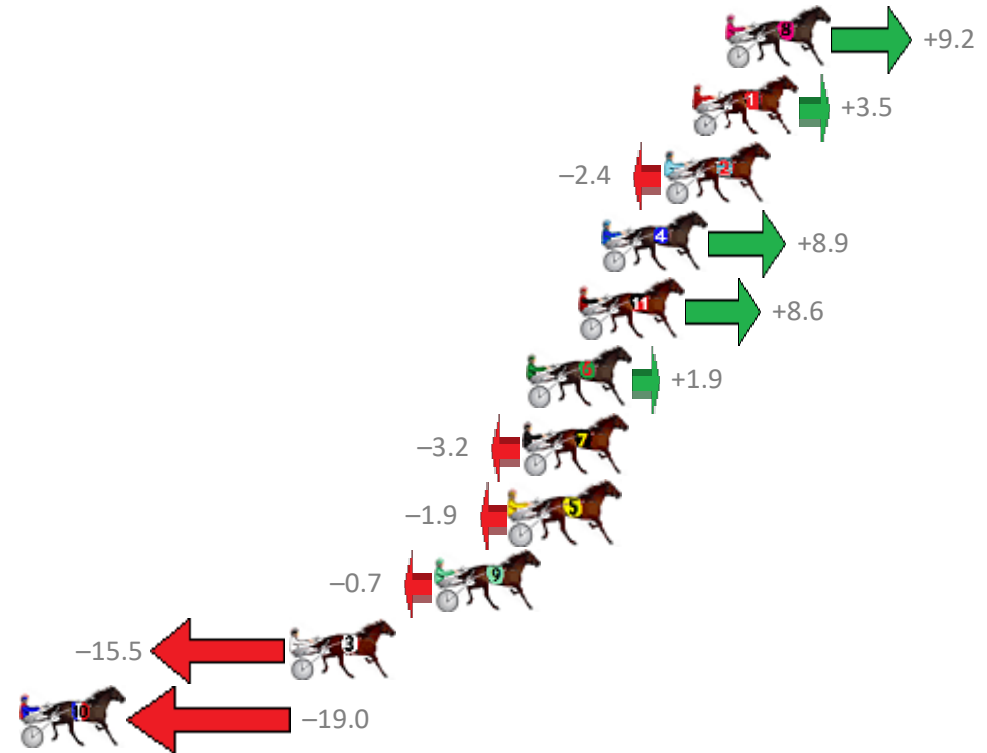
Albion Park Race 7 Distance 2138m

Tuesday, 3 April 2018

Gross Time: 2:36.60 MileRate: 1:57.90 LeadTime: 37.70s First Qtr: 31.40s Second Qtr: 31.30s Third Qtr: 27.60s Fourth Qtr: 28.60s

NoHorse	Plc	Margin	Time	800Time (W)	400 Time (W)
8 JOSSIE JAMES	1	0.0m	2:36.60	55.55s (0)	27.90s (0)
1 WHISKEY BLAZE	2	1.3m	2:36.69	55.95s (0)	28.32s (0)
2 MR MEDDLE	3	2.4m	2:36.77	56.37s (0)	28.77s (0)
4 MONUMENTAL	4	4.9m	2:36.95	55.57s (0)	27.95s (0)
11 FIRE UP FRANCO	5	5.8m	2:37.01	55.60s (2)	28.04s (2)
6 MACHIN OUT	6	7.9m	2:37.16	56.07s (2)	28.52s (2)
7 SUBTLE DELIGHT	7	8.0m	2:37.17	56.42s (2)	28.87s (2)
5 JACKS AT THE BEACH	8	8.5m	2:37.21	56.33s (1)	28.64s (1)
9 BUCKHORN EXCHANGE	9	11.5m	2:37.42	56.25s (1)	28.55s (1)
3 THE CARINGBAH KID	10	17.3m	2:37.84	57.29s (1)	29.59s (1)
10 THATS HOW WEROLL	11	34.4m	2:39.06	57.53s (1)	29.89s (1)

Finish Position and metres gained from 800m



Trots Sectionals
 Powered by
www.pjdata.com.au
 Home of PJ Trots Analyser



The Racing Queensland Board (trading as Racing Queensland) and provider are not responsible for the completeness or accuracy of any of the information contained herein, and makes no representations about its suitability for any purpose.

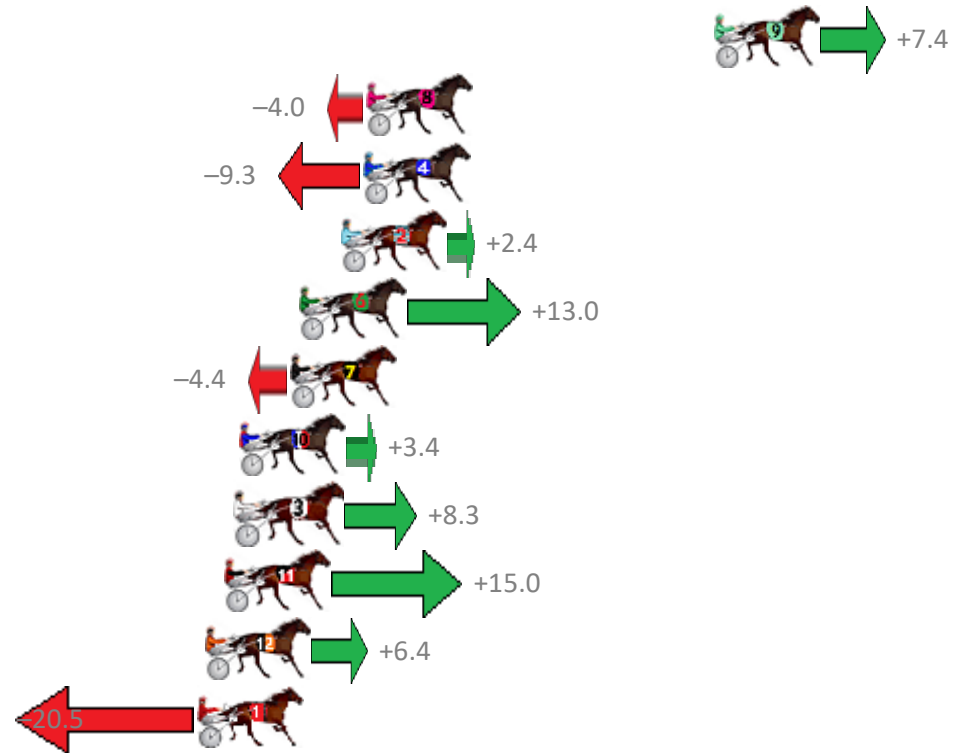
Albion Park Race 8 Distance 1660m

Tuesday, 3 April 2018

Gross Time: 1:57.70 MileRate: 1:54.10 LeadTime: 3.50s First Qtr: 27.40s Second Qtr: 29.70s Third Qtr: 28.40s Fourth Qtr: 28.70s

NoHorse	Plc	Margin	Time	800Time (W)	400 Time (W)
9 ANOTHER BROADWAY	1	0.0m	1:57.70	56.57s (1)	28.70s (1)
8 TALLYHO BROMAC	2	13.8m	1:58.69	57.39s (0)	29.06s (0)
4 MY MASTERCRAFTSMA	3	13.9m	1:58.70	57.76s (0)	29.38s (0)
2 CORPORAL LUNA	4	14.8m	1:58.76	56.93s (1)	29.02s (1)
6 COLD IDEAL	5	16.4m	1:58.88	56.17s (2)	28.89s (3)
7 DRIVE THE DREAM	6	16.8m	1:58.91	57.41s (1)	29.53s (1)
10 GOTTA GLOW	7	18.8m	1:59.05	56.86s (1)	29.23s (2)
3 RORY MACH	8	18.9m	1:59.06	56.51s (0)	29.12s (0)
11 DON BOSTON	9	19.4m	1:59.09	56.03s (2)	29.02s (1)
12 EXCEPTIONAL MACH	10	20.2m	1:59.15	56.64s (1)	29.02s (2)
1 RATE HIGHLY	11	20.5m	1:59.17	58.56s (0)	30.17s (0)

Finish Position and metres gained from 800m



Trots Sectionals
 Powered by
www.pjdata.com.au
 Home of PJ Trots Analyser



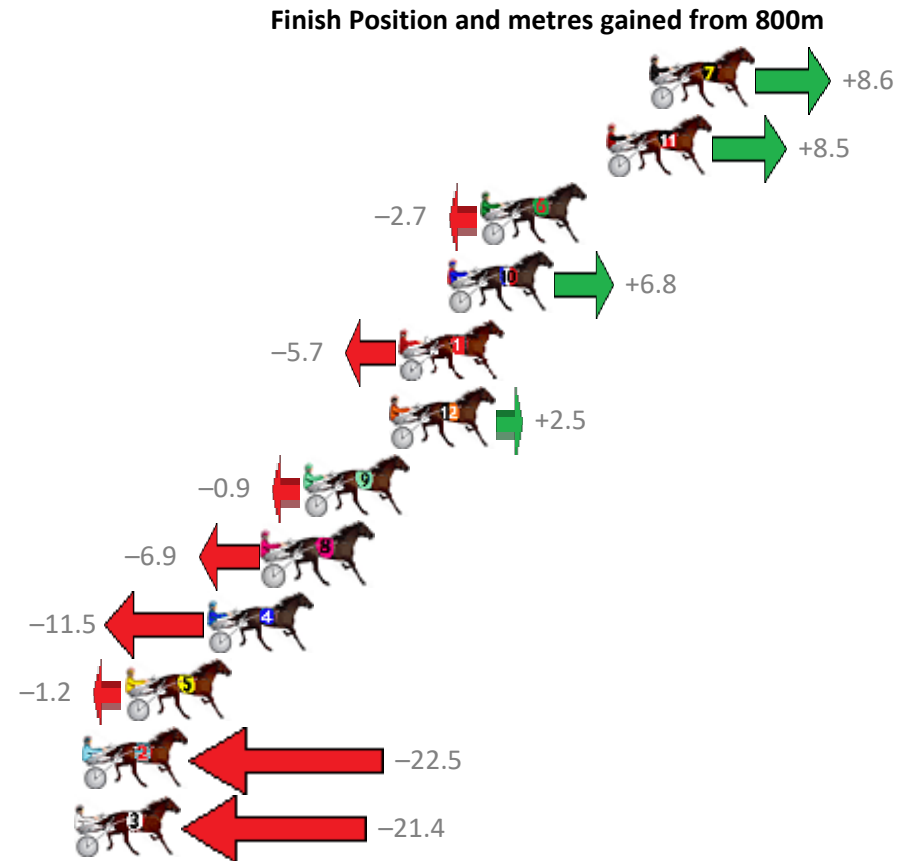
The Racing Queensland Board (trading as Racing Queensland) and provider are not responsible for the completeness or accuracy of any of the information contained herein, and makes no representations about its suitability for any purpose.

Albion Park Race 9 Distance 1660m

Tuesday, 3 April 2018

Gross Time: 1:59.90 MileRate: 1:56.20 LeadTime: 3.50s First Qtr: 27.70s Second Qtr: 30.70s Third Qtr: 28.90s Fourth Qtr: 29.10s

NoHorse	Plc	Margin	Time	800Time (W)	400 Time (W)
7 ROCK WITH SAM	1	0.0m	1:59.90	57.38s (2)	28.63s (3)
11 HARD TO HEAR	2	1.7m	2:00.02	57.38s (1)	28.51s (1)
6 OASIS DREAM	3	6.7m	2:00.39	58.20s (2)	29.34s (2)
10 REGAL NIGHTSHADE	4	8.0m	2:00.48	57.51s (1)	28.65s (1)
1 LUVU GRAZAELLA	5	9.9m	2:00.62	58.41s (0)	29.50s (0)
12 ARTIKULATE MISS	6	10.3m	2:00.65	57.82s (2)	29.03s (3)
9 MADEYAMONEY	7	13.7m	2:00.90	58.07s (0)	29.17s (0)
8 THE HARLEM HAMMER	8	15.3m	2:01.01	58.50s (0)	29.59s (0)
4 COLADA ROSE	9	17.5m	2:01.17	58.83s (1)	29.99s (1)
5 DAPPER	10	20.8m	2:01.41	58.09s (1)	29.43s (2)
2 LIFEINHEAVEN	11	22.5m	2:01.54	59.63s (0)	30.74s (0)
3 LOTS MORE GRINS	12	22.8m	2:01.56	59.55s (1)	30.74s (1)



Trots Sectionals
 Powered by
www.pjdata.com.au
 Home of PJ Trots Analyser



The Racing Queensland Board (trading as Racing Queensland) and provider are not responsible for the completeness or accuracy of any of the information contained herein, and makes no representations about its suitability for any purpose.