

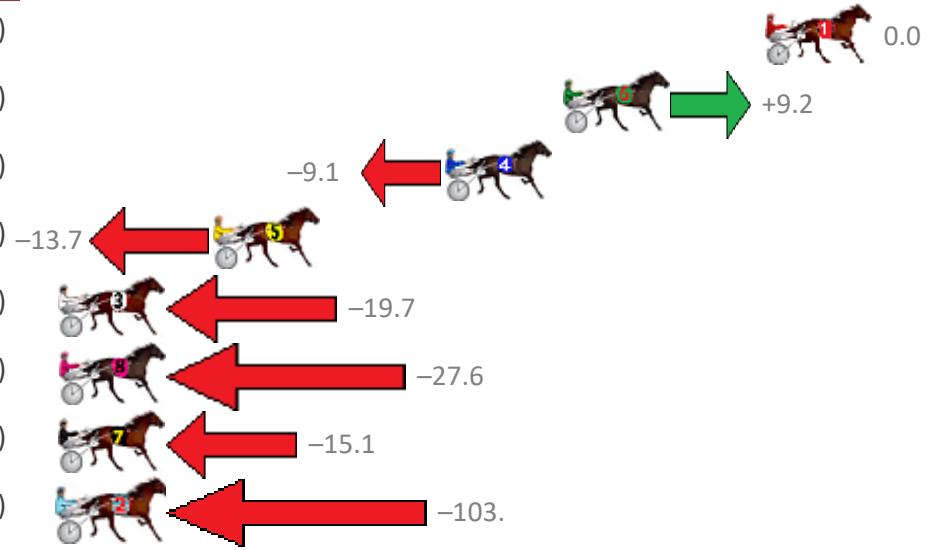
Albion Park Race 1 Distance 1660m

Friday, 27 April 2018

Gross Time: 2:00.80 MileRate: 1:57.10 LeadTime: 3.50s First Qtr: 29.00s Second Qtr: 30.90s Third Qtr: 29.00s Fourth Qtr: 28.40s

NoHorse	Plc	Margin	Time	800Time (W)	400 Time (W)
1 VINNIE THE POET	1	0.0m	2:00.80	57.40s (0)	28.40s (0)
6 HEADWIN	2	8.0m	2:01.37	56.74s (1)	28.13s (2)
4 GRIZZLY MONTANA	3	12.7m	2:01.70	58.05s (1)	28.98s (1)
5 BETTERTHAN TORQUE	4	21.9m	2:02.35	58.38s (1)	29.29s (1)
3 BILLY CLUBFOOT	5	32.3m	2:03.09	58.81s (1)	29.63s (1)
8 THANKHEAVNFORGIRLS	6	36.6m	2:03.40	59.38s (0)	29.66s (0)
7 SLIPPERY ART	7	37.3m	2:03.45	58.48s (1)	29.74s (2)
2 ONCE A DAY	8	108.7m	2:08.52	64.85s (0)	35.15s (0)

Finish Position and metres gained from 800m



Trots Sectionals
 Powered by
www.pjdata.com.au
 Home of PJ Trots Analyser



The Racing Queensland Board (trading as Racing Queensland) and provider are not responsible for the completeness or accuracy of any of the information contained herein, and makes no representations about its suitability for any purpose.

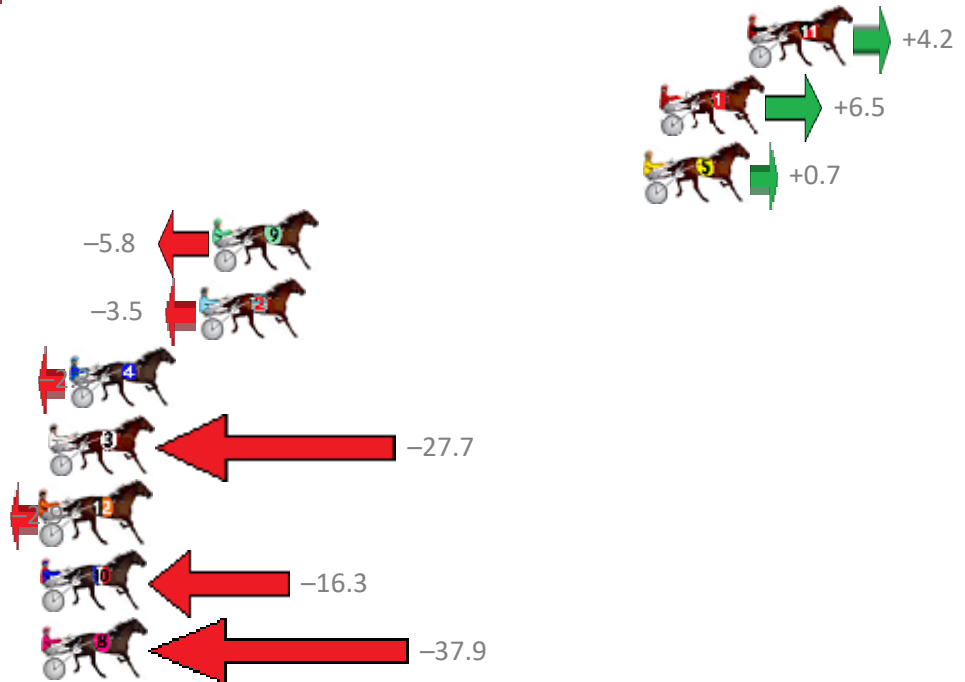
Albion Park Race 2 Distance 2138m

Friday, 27 April 2018

Gross Time: 2:44.20 MileRate: 2:01.90 LeadTime: 42.30s First Qtr: 31.30s Second Qtr: 30.50s Third Qtr: 29.20s Fourth Qtr: 30.90s

NoHorse	Plc	Margin	Time	800Time (W)	400 Time (W)
11 LAVROS SEGIL	1	0.0m	2:44.20	59.78s (1)	30.90s (1)
1 DOWN UNDER RORS	2	3.5m	2:44.47	59.61s (0)	30.77s (2)
5 HIGH CLOUD LASS	3	4.1m	2:44.52	60.05s (0)	30.80s (1)
9 DAY TOURER	4	21.2m	2:45.84	60.54s (1)	31.39s (2)
2 JUSTABITLIKEMUM	5	21.7m	2:45.88	60.36s (0)	31.53s (1)
4 NORAHS FLING	6	26.9m	2:46.28	60.27s (1)	31.02s (2)
3 SOMEONES SINGING	7	27.7m	2:46.34	62.18s (0)	32.84s (0)
12 ASTRAL RULER	8	34.1m	2:46.83	60.32s (1)	31.82s (0)
10 SODESKA	9	35.9m	2:46.97	61.32s (1)	32.11s (1)
8 GO AHEAD MAKEMYDA	10	48.7m	2:47.96	62.95s (1)	32.53s (1)

Finish Position and metres gained from 800m



Trots Sectionals
 Powered by
www.pjdata.com.au
 Home of PJ Trots Analyser



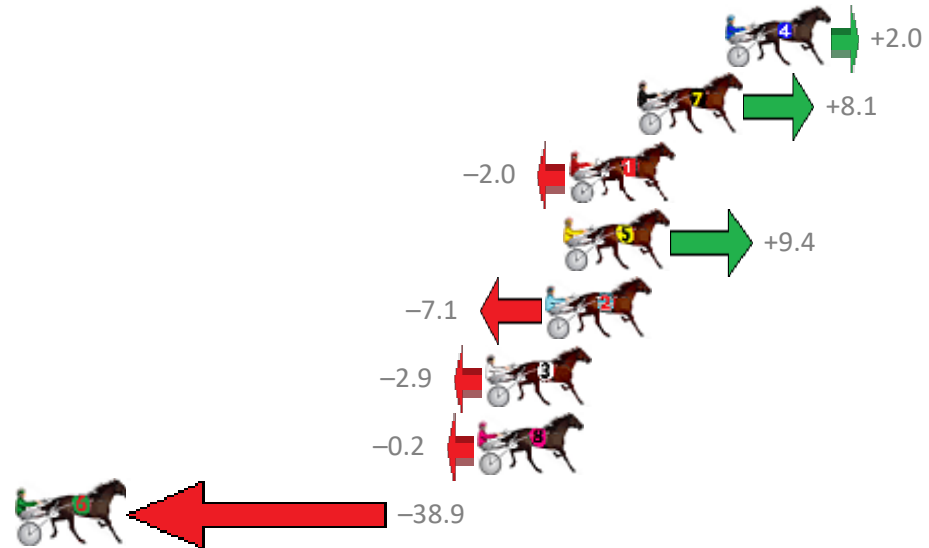
Albion Park Race 3 Distance 2138m

Friday, 27 April 2018

Gross Time: 2:45.80 MileRate: 2:04.80 LeadTime: 41.30s First Qtr: 35.00s Second Qtr: 32.70s Third Qtr: 28.40s Fourth Qtr: 28.40s

NoHorse	Plc	Margin	Time	800Time (W)	400 Time (W)
4 ALWAYS A JEWEL	1	0.0m	2:45.80	56.66s (1)	28.40s (1)
7 MINI MIRACLE	2	3.5m	2:46.05	56.22s (1)	28.56s (2)
1 TORQUE FEELS GOOD	3	6.2m	2:46.24	56.94s (0)	28.43s (0)
5 ONYA DOUG	4	6.4m	2:46.25	56.13s (1)	28.47s (2)
2 BALTIC BLUE EYES	5	7.1m	2:46.30	57.30s (0)	28.88s (0)
3 JACK DOUBLEYOU	6	9.5m	2:46.47	57.01s (1)	28.56s (1)
8 HOW WE ROLL	7	9.8m	2:46.50	56.81s (0)	28.02s (0)
6 LIZ AU BETTY	8	53.1m	2:49.57	59.56s (0)	30.55s (0)

Finish Position and metres gained from 800m



Trots Sectionals
 Powered by
www.pjdata.com.au
 Home of PJ Trots Analyser



The Racing Queensland Board (trading as Racing Queensland) and provider are not responsible for the completeness or accuracy of any of the information contained herein, and makes no representations about its suitability for any purpose.

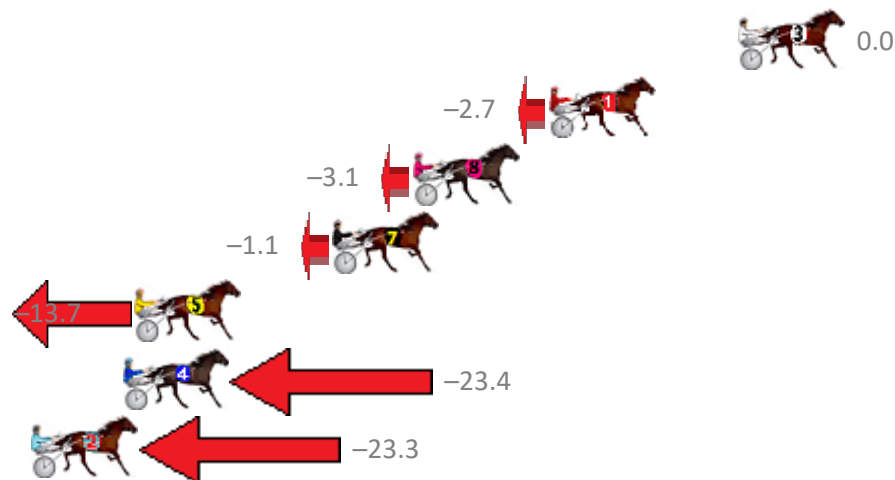
Albion Park Race 4 Distance 1660m

Friday, 27 April 2018

Gross Time: 2:00.40 MileRate: 1:56.70 LeadTime: 3.30s First Qtr: 29.40s Second Qtr: 31.10s Third Qtr: 28.40s Fourth Qtr: 28.20s

NoHorse	Plc	Margin	Time	800Time (W)	400 Time (W)
3 HEZ RAZOR SHARP	1	0.0m	2:00.40	56.60s (0)	28.20s (0)
1 DOOLITTLE DANDY	2	7.5m	2:00.93	56.79s (0)	28.35s (0)
8 RED LUCK	3	12.9m	2:01.31	56.82s (0)	28.29s (0)
7 ETERNAL GLORY	4	16.1m	2:01.54	56.68s (1)	28.45s (1)
5 SMILING ARMADA	5	23.9m	2:02.08	57.57s (1)	29.62s (2)
4 ERNIE BARRASSO	6	24.4m	2:02.12	58.26s (1)	29.68s (1)
2 MAJOR STRIKE	7	28.9m	2:02.44	58.25s (1)	29.65s (1)

Finish Position and metres gained from 800m



Trots Sectionals
 Powered by
www.pjdata.com.au
 Home of PJ Trots Analyser



The Racing Queensland Board (trading as Racing Queensland) and provider are not responsible for the completeness or accuracy of any of the information contained herein, and makes no representations about its suitability for any purpose.

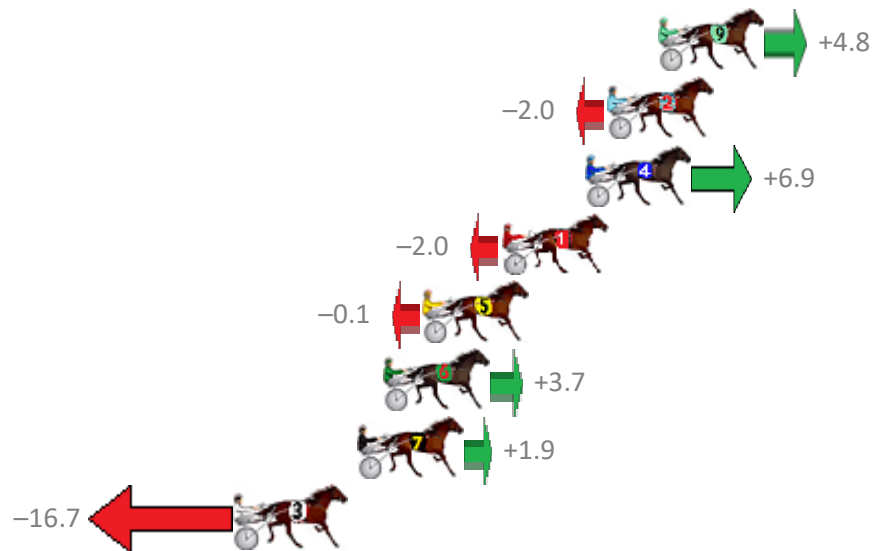
Albion Park Race 5 Distance 1660m

Friday, 27 April 2018

Gross Time: 2:00.30 MileRate: 1:56.60 LeadTime: 3.30s First Qtr: 27.10s Second Qtr: 32.10s Third Qtr: 28.70s Fourth Qtr: 29.10s

NoHorse	Plc	Margin	Time	800Time (W)	400 Time (W)
9 CHERISH THE MOMENT	1	0.0m	2:00.30	57.45s (1)	28.66s (1)
2 LIKEALLOFUS	2	2.0m	2:00.45	57.94s (0)	29.25s (0)
4 CORPORAL LUNA	3	2.9m	2:00.51	57.30s (1)	28.64s (2)
1 PHANTOM ROCKSTAR	4	6.2m	2:00.75	57.94s (0)	29.19s (0)
5 CHATTANOOGACHOOC	5	9.3m	2:00.98	57.81s (0)	29.06s (0)
6 YANKEE STRUTTER	6	10.9m	2:01.09	57.53s (1)	28.90s (2)
7 LOMBO RANMILES	7	11.9m	2:01.17	57.66s (0)	28.92s (1)
3 BELLS BEACH HOUSE	8	16.7m	2:01.51	59.01s (1)	30.20s (1)

Finish Position and metres gained from 800m



Trots Sectionals
 Powered by
www.pjdata.com.au
 Home of PJ Trots Analyser



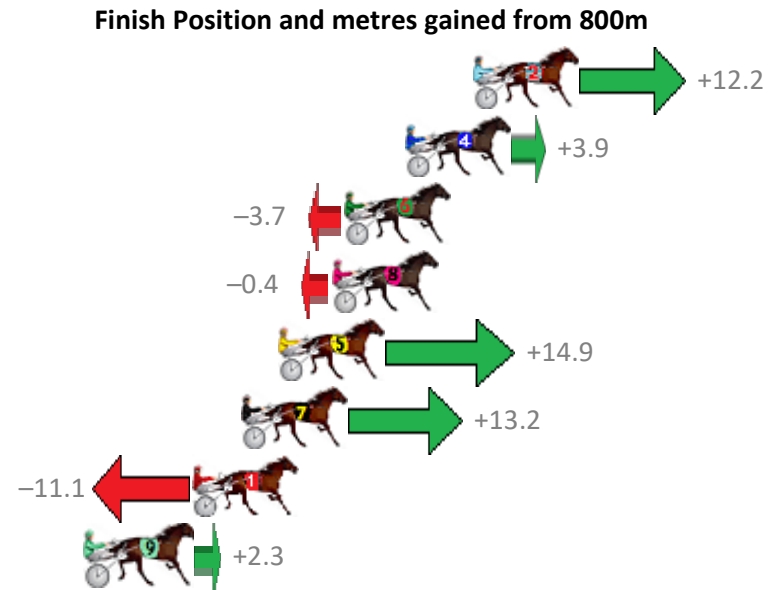
The Racing Queensland Board (trading as Racing Queensland) and provider are not responsible for the completeness or accuracy of any of the information contained herein, and makes no representations about its suitability for any purpose.

Albion Park Race 6 Distance 1660m

Friday, 27 April 2018

Gross Time: 1:59.90 MileRate: 1:56.20 LeadTime: 3.50s First Qtr: 29.00s Second Qtr: 30.80s Third Qtr: 27.70s Fourth Qtr: 28.90s

NoHorse	Plc	Margin	Time	800Time (W)	400 Time (W)
2 ZARAS DELIGHT	1	0.0m	1:59.90	55.74s (1)	28.12s (1)
4 PSYCHEDELIC	2	2.7m	2:00.10	56.32s (1)	28.68s (1)
6 A GOOD CHANCE	3	5.1m	2:00.27	56.86s (1)	29.20s (1)
8 MAGOOGAN	4	5.6m	2:00.30	56.63s (0)	28.91s (0)
5 REDS JET STAR	5	7.7m	2:00.46	55.55s (0)	28.62s (0)
7 BODHI TREE	6	9.2m	2:00.56	55.67s (1)	28.70s (2)
1 THE CHARGING MOA	7	11.1m	2:00.70	57.39s (0)	29.70s (0)
9 PROBY ONE	8	15.3m	2:01.01	56.44s (1)	29.44s (2)



Trots Sectionals
 Powered by
www.pjdata.com.au
 Home of PJ Trots Analyser



The Racing Queensland Board (trading as Racing Queensland) and provider are not responsible for the completeness or accuracy of any of the information contained herein, and makes no representations about its suitability for any purpose.

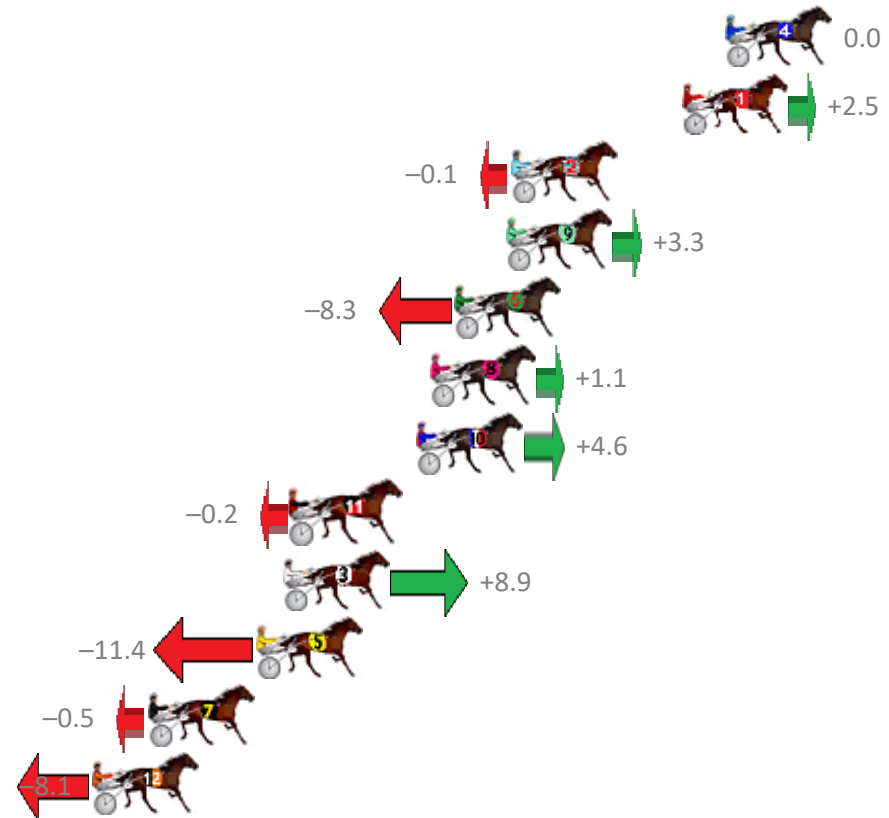
Albion Park Race 7 Distance 1660m

Friday, 27 April 2018

Gross Time: 1:59.00 MileRate: 1:55.40 LeadTime: 3.40s First Qtr: 27.60s Second Qtr: 31.00s Third Qtr: 28.30s Fourth Qtr: 28.70s

NoHorse	Plc	Margin	Time	800Time (W)	400 Time (W)
4 CHEAP TINT	1	0.0m	1:59.00	57.00s (0)	28.70s (0)
1 MOHEGAN SUN	2	1.7m	1:59.12	56.82s (0)	28.52s (0)
2 SECRET SMILE	3	8.5m	1:59.61	57.01s (0)	28.66s (0)
9 STIRLING WILLIAM	4	8.7m	1:59.62	56.76s (1)	28.41s (2)
6 COMPLY OR DIE	5	10.7m	1:59.77	57.59s (1)	29.14s (1)
8 EPIRUS BOY	6	11.7m	1:59.84	56.92s (0)	28.52s (0)
10 MONARKMAC	7	12.2m	1:59.88	56.67s (1)	28.28s (1)
11 SHAREAPASSION	8	17.2m	2:00.23	57.01s (2)	29.36s (2)
3 MAJOR KIWI	9	17.5m	2:00.26	56.37s (0)	28.28s (2)
5 IMA MORVEN LAD	10	18.6m	2:00.33	57.81s (1)	29.35s (1)
7 PLATINUM ART	11	22.9m	2:00.64	57.04s (1)	29.02s (2)
12 JUSTA DALE	12	25.1m	2:00.80	57.58s (0)	29.14s (0)

Finish Position and metres gained from 800m



Trots Sectionals
 Powered by
www.pjdata.com.au
 Home of PJ Trots Analyser



The Racing Queensland Board (trading as Racing Queensland) and provider are not responsible for the completeness or accuracy of any of the information contained herein, and makes no representations about its suitability for any purpose.


Albion Park Race 8 Distance 2138m

Friday, 27 April 2018

Gross Time: 2:37.00 MileRate: 1:58.20 LeadTime: 36.80s First Qtr: 30.50s Second Qtr: 31.60s Third Qtr: 28.10s Fourth Qtr: 30.00s

NoHorse	Plc	Margin	Time	800Time (W)	400 Time (W)
1 SKYFELLA CAM	1	0.0m	2:37.00	58.10s (0)	30.00s (0)
8 SLIPPERY JADE	2	1.3m	2:37.10	57.83s (0)	29.47s (0)
3 NONE BETTOR	3	2.5m	2:37.19	58.12s (1)	30.11s (1)
4 CALVERT HOT SHOT	4	4.7m	2:37.35	57.93s (1)	29.71s (1)
2 COLADA ROSE	5	16.1m	2:38.21	58.53s (0)	29.93s (0)
11 ALWAYS BAD	6	18.3m	2:38.37	57.85s (2)	29.41s (2)
7 MACH SAM	7	18.9m	2:38.42	57.50s (2)	29.06s (2)
10 GLASSCUTTERSPIRIT	8	19.4m	2:38.46	58.42s (0)	29.75s (0)
5 LYKA VERSION	9	21.1m	2:38.58	57.35s (1)	29.00s (1)
6 ITS ALL TORQUE	10	23.9m	2:38.79	58.41s (1)	29.65s (0)
9 RAYONG PRINCESS	11	31.6m	2:39.37	59.35s (1)	30.56s (1)

Finish Position and metres gained from 800m



Trots Sectionals
 Powered by
www.pjdata.com.au
 Home of PJ Trots Analyser



The Racing Queensland Board (trading as Racing Queensland) and provider are not responsible for the completeness or accuracy of any of the information contained herein, and makes no representations about its suitability for any purpose.