

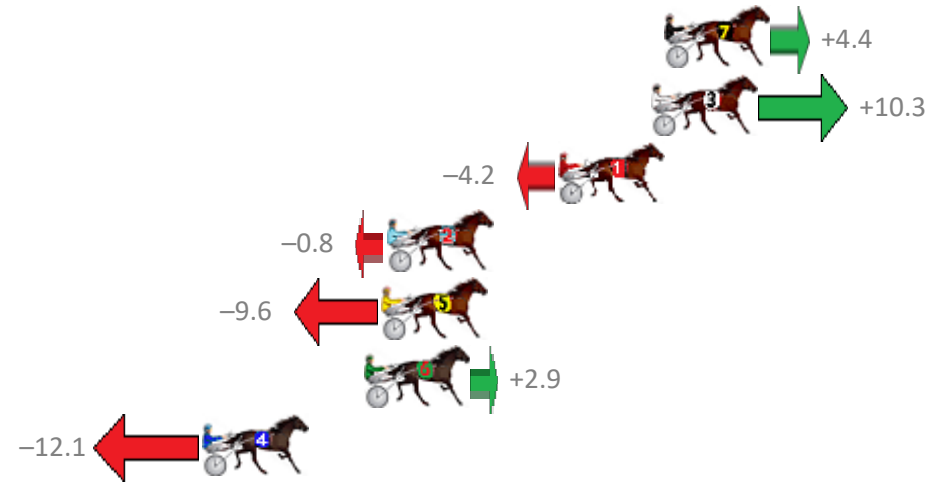
Redcliffe Race 1 Distance 1780m

Thursday, 3 May 2018

Gross Time: 2:11.20 MileRate: 1:58.60 LeadTime: 11.90s First Qtr: 30.10s Second Qtr: 30.20s Third Qtr: 29.20s Fourth Qtr: 29.80s

NoHorse	Plc	Margin	Time	800Time (W)	400 Time (W)
7 RUFFALO	1	0.0m	2:11.20	58.68s (0)	29.49s (0)
3 LUVU GRAZAELLA	2	0.5m	2:11.24	58.24s (1)	28.97s (2)
1 ANNAS BEST	3	4.2m	2:11.51	59.31s (0)	30.11s (0)
2 ETERNAL GLORY	4	11.0m	2:12.02	59.06s (0)	29.89s (0)
5 COME OUT AND PLAY	5	11.2m	2:12.03	59.71s (1)	30.37s (1)
6 ALWAYS BAD	6	11.9m	2:12.09	58.79s (2)	30.17s (2)
4 OUR PEPPERJACK	7	18.3m	2:12.56	59.89s (1)	30.55s (1)

Finish Position and metres gained from 800m



Trots Sectionals
 Powered by
www.pjdata.com.au
 Home of PJ Trots Analyser



The Racing Queensland Board (trading as Racing Queensland) and provider are not responsible for the completeness or accuracy of any of the information contained herein, and makes no representations about its suitability for any purpose.

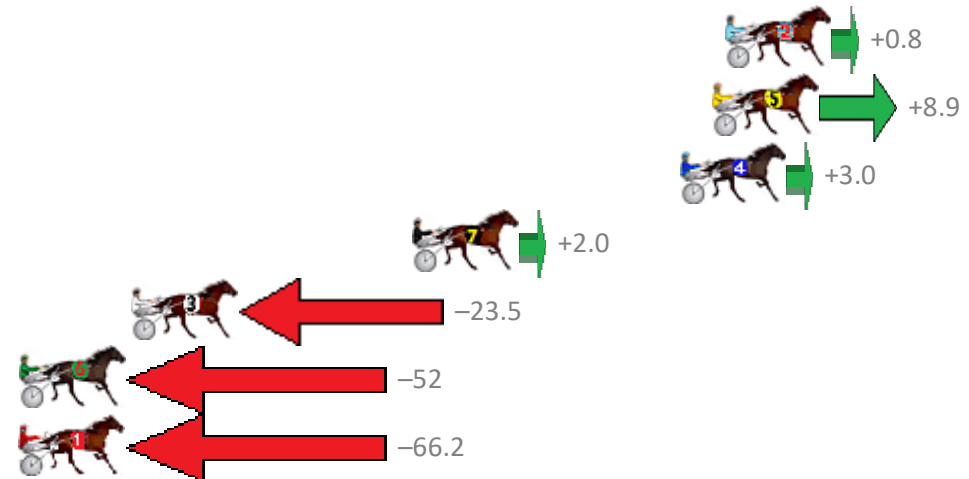
Redcliffe Race 2 Distance 2040m

Thursday, 3 May 2018

Gross Time: 2:32.40 MileRate: 2:00.30 LeadTime: 31.40s First Qtr: 29.60s Second Qtr: 31.30s Third Qtr: 29.90s Fourth Qtr: 30.20s

NoHorse	Plc	Margin	Time	800Time (W)	400 Time (W)
2 UNDERTHEKILT	1	0.0m	2:32.40	60.04s (0)	30.20s (0)
5 MACH TORQUE	2	0.5m	2:32.44	59.43s (1)	30.13s (3)
4 MAHALO	3	1.8m	2:32.54	59.87s (1)	30.23s (2)
7 MILLY BROMAC	4	12.4m	2:33.34	59.95s (0)	30.34s (1)
3 BALTIC BLUE EYES	5	23.5m	2:34.17	61.87s (1)	31.61s (1)
6 BUDDY BABCOCK	6	65.0m	2:37.31	63.96s (1)	34.19s (3)
1 THE LOVE BANDIT	7	75.2m	2:38.08	65.07s (0)	34.68s (0)

Finish Position and metres gained from 800m



Trots Sectionals
 Powered by
www.pjdata.com.au
 Home of PJ Trots Analyser



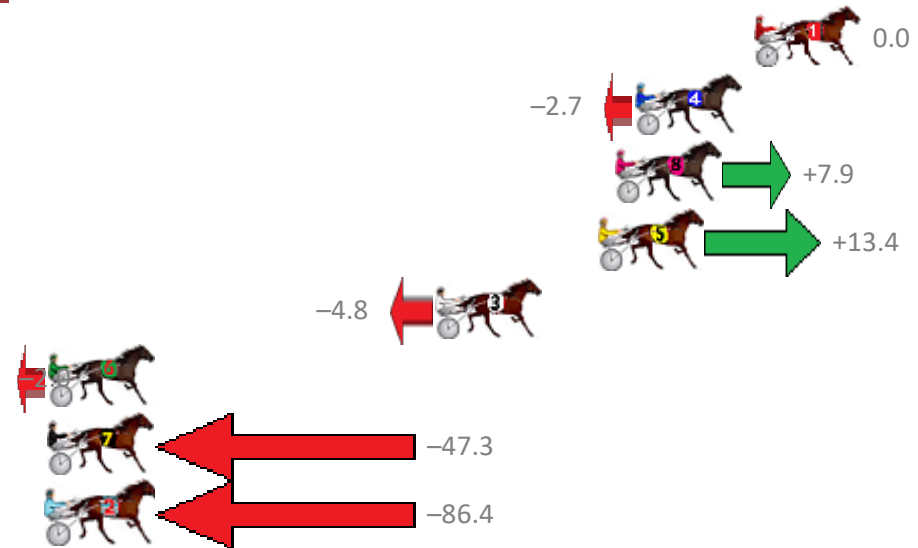
Redcliffe Race 3 Distance 1780m

Thursday, 3 May 2018

Gross Time: 2:14.00 MileRate: 2:01.10 LeadTime: 11.90s First Qtr: 29.90s Second Qtr: 30.90s Third Qtr: 29.40s Fourth Qtr: 31.90s

NoHorse	Plc	Margin	Time	800Time (W)	400 Time (W)
1 NOT ALWAYS	1	0.0m	2:14.00	61.30s (0)	31.90s (0)
4 MONTANA EXPRESS	2	4.7m	2:14.37	61.51s (1)	31.38s (0)
8 CURRUMBINKID	3	5.5m	2:14.44	60.69s (1)	30.74s (1)
5 KID CALVERT	4	6.2m	2:14.49	60.27s (1)	30.31s (0)
3 TAFFY BOY	5	12.6m	2:15.00	61.67s (1)	31.68s (0)
6 BARBIE MATTGREGOR	6	28.2m	2:16.25	61.45s (1)	31.87s (1)
7 OURKYMBEAU	7	67.3m	2:19.37	64.92s (0)	34.24s (1)
2 YARRAMAN DOLLY	8	95.2m	2:21.59	67.92s (0)	36.76s (0)

Finish Position and metres gained from 800m



Trots Sectionals
 Powered by
www.pjdata.com.au
 Home of PJ Trots Analyser



The Racing Queensland Board (trading as Racing Queensland) and provider are not responsible for the completeness or accuracy of any of the information contained herein, and makes no representations about its suitability for any purpose.


Redcliffe Race 4 Distance 1780m

Thursday, 3 May 2018

Gross Time: 2:13.80 MileRate: 2:00.90 LeadTime: 11.50s First Qtr: 29.20s Second Qtr: 31.00s Third Qtr: 29.90s Fourth Qtr: 32.20s

No	Horse	Plc	Margin	Time	800Time (W)	400 Time (W)
3	BETTING BARON	1	0.0m	2:13.80	61.98s (1)	32.20s (1)
5	CAMIVISTA	2	7.1m	2:14.37	62.65s (0)	32.72s (0)
4	DOOLITTLE DOOFY	3	11.3m	2:14.71	62.31s (2)	32.26s (0)
7	CHIKA MATTGREGOR	4	20.9m	2:15.48	63.38s (0)	33.48s (1)
6	PROBABLE CAUSE	5	40.7m	2:17.08	64.19s (0)	33.45s (0)
2	OOZINVILLE	6	55.6m	2:18.28	65.73s (0)	35.10s (0)
8	EULO FLYER	7	65.0m	2:19.03	66.43s (1)	35.77s (1)

Finish Position and metres gained from 800m



Trots Sectionals
 Powered by
www.pjdata.com.au
 Home of PJ Trots Analyser



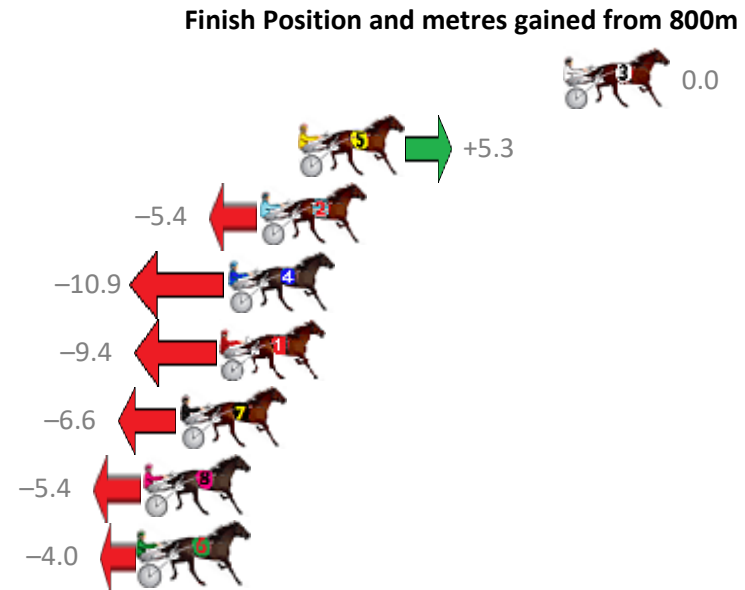
The Racing Queensland Board (trading as Racing Queensland) and provider are not responsible for the completeness or accuracy of any of the information contained herein, and makes no representations about its suitability for any purpose.

Redcliffe Race 5 Distance 1780m

Thursday, 3 May 2018

Gross Time: 2:14.20 MileRate: 2:01.30 LeadTime: 11.60s First Qtr: 30.00s Second Qtr: 32.30s Third Qtr: 30.70s Fourth Qtr: 29.60s

NoHorse	Plc	Margin	Time	800Time (W)	400 Time (W)
3 JANIES GOT A GUN	1	0.0m	2:14.20	60.30s (0)	29.60s (0)
5 BERTILS DELIGHT	2	10.5m	2:14.98	59.90s (1)	29.21s (1)
2 ITS YOU NOT ME	3	12.0m	2:15.09	60.71s (1)	30.13s (2)
4 VILLAGE CRUISER	4	13.3m	2:15.18	61.12s (1)	30.44s (1)
1 MACS CHOICE	5	13.6m	2:15.21	61.01s (0)	30.19s (0)
7 PONOVER	6	15.2m	2:15.32	60.80s (0)	29.96s (0)
8 MISS ROB ROY	7	16.6m	2:15.43	60.71s (1)	30.01s (1)
6 FLASHING GOOD TIME	8	16.8m	2:15.44	60.60s (0)	29.73s (0)



Trots Sectionals
 Powered by
www.pjdata.com.au
 Home of PJ Trots Analyser



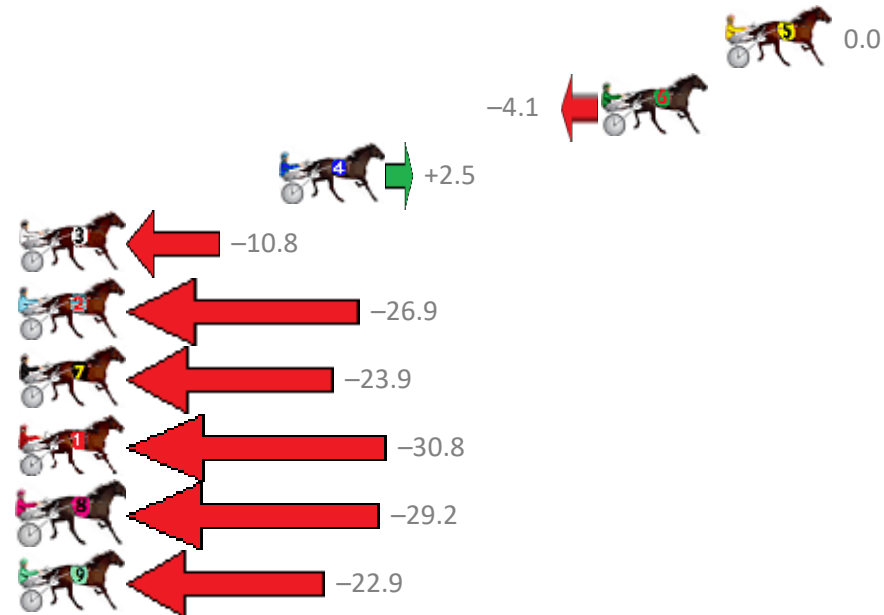
Redcliffe Race 6 Distance 1780m

Thursday, 3 May 2018

Gross Time: 2:11.80 MileRate: 1:59.10 LeadTime: 11.50s First Qtr: 31.10s Second Qtr: 30.20s Third Qtr: 28.90s Fourth Qtr: 30.10s

NoHorse	Plc	Margin	Time	800Time (W)	400 Time (W)
5 IFOUNDTHEBEACH	1	0.0m	2:11.80	59.00s (0)	30.10s (0)
6 DATSGOOD	2	4.9m	2:12.17	59.30s (1)	30.33s (1)
4 GOLD REACTOR	3	17.7m	2:13.13	58.82s (0)	29.81s (0)
3 LARA BAY	4	29.2m	2:14.00	59.80s (1)	30.66s (2)
2 SISTER FEELGOOD	5	33.3m	2:14.31	60.98s (1)	31.90s (1)
7 SLIPPERY ART	6	34.9m	2:14.43	60.76s (0)	31.61s (0)
1 DOWNTOWN LUCCA	7	36.0m	2:14.51	61.27s (0)	32.19s (0)
8 BILLY CLUBFOOT	8	42.0m	2:14.96	61.15s (1)	31.91s (1)
9 THANKHEAVNFORGIRLS	9	47.7m	2:15.39	60.69s (1)	31.46s (1)

Finish Position and metres gained from 800m



Trots Sectionals
 Powered by
www.pjdata.com.au
 Home of PJ Trots Analyser



The Racing Queensland Board (trading as Racing Queensland) and provider are not responsible for the completeness or accuracy of any of the information contained herein, and makes no representations about its suitability for any purpose.

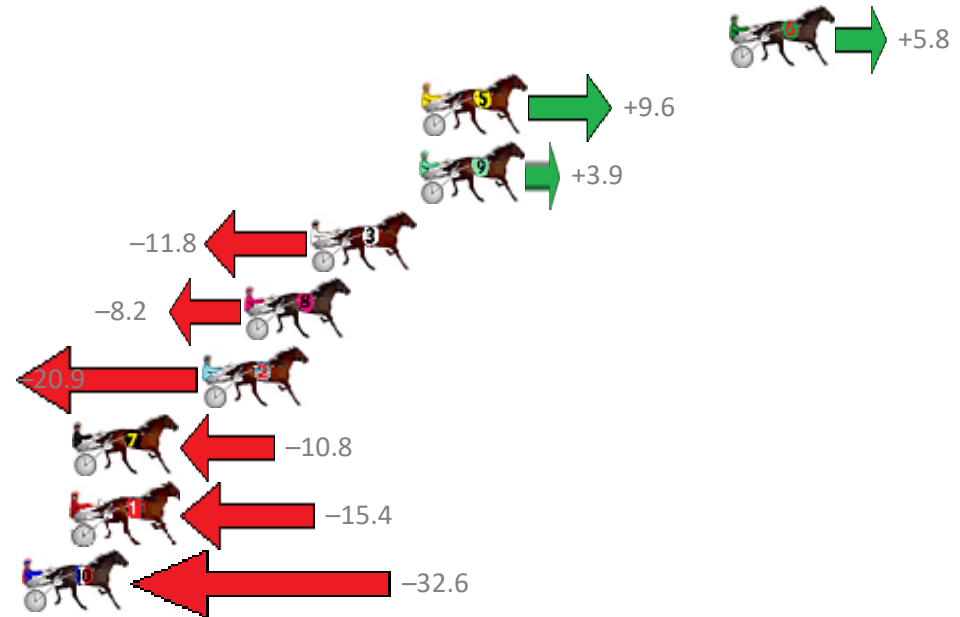
Redcliffe Race 7 Distance 1780m

Thursday, 3 May 2018

Gross Time: 2:12.30 MileRate: 1:59.60 LeadTime: 11.80s First Qtr: 29.40s Second Qtr: 30.70s Third Qtr: 30.60s Fourth Qtr: 29.80s

NoHorse	Plc	Margin	Time	800Time (W)	400 Time (W)
6 FALCON VISTA	1	0.0m	2:12.30	59.96s (1)	29.74s (2)
5 SOLDIER OF FORTUNE	2	12.2m	2:13.21	59.68s (1)	29.86s (3)
9 JULIA MAC	3	12.3m	2:13.22	60.11s (1)	30.21s (3)
3 DALACOS EMPRESS	4	16.6m	2:13.54	61.29s (0)	30.69s (0)
8 SOPHIES PRIDE	5	19.2m	2:13.73	61.02s (1)	31.11s (3)
2 MODERN THOUGHT	6	20.9m	2:13.86	61.98s (0)	31.36s (0)
7 EMARGEE	7	26.0m	2:14.24	61.22s (0)	31.32s (2)
1 CONNIE MATTGREGOR	8	26.0m	2:14.24	61.56s (0)	31.04s (1)
10 LYNCHMAN	9	33.6m	2:14.80	62.86s (1)	32.23s (1)

Finish Position and metres gained from 800m



Trots Sectionals
 Powered by
www.pjdata.com.au
 Home of PJ Trots Analyser



The Racing Queensland Board (trading as Racing Queensland) and provider are not responsible for the completeness or accuracy of any of the information contained herein, and makes no representations about its suitability for any purpose.

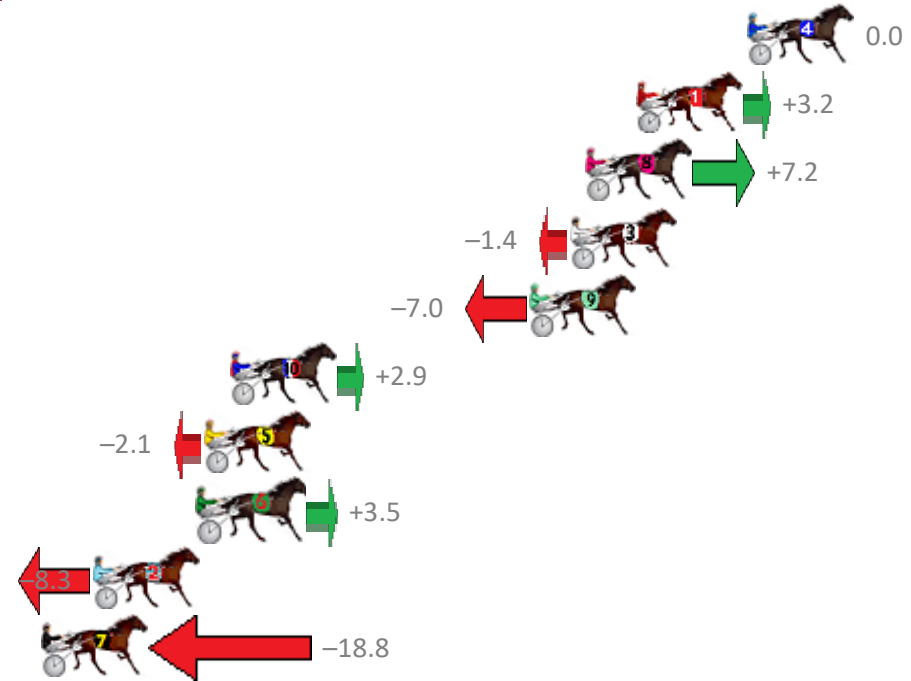
Redcliffe Race 8 Distance 1780m

Thursday, 3 May 2018

Gross Time: 2:11.70 MileRate: 1:59.10 LeadTime: 11.60s First Qtr: 30.40s Second Qtr: 30.60s Third Qtr: 28.60s Fourth Qtr: 30.50s

NoHorse	Plc	Margin	Time	800Time (W)	400 Time (W)
4 HE GETS IT	1	0.0m	2:11.70	59.10s (0)	30.50s (0)
1 THERESACHANCE	2	4.4m	2:12.04	58.86s (0)	30.42s (0)
8 WEBBY VANDERQUACK	3	6.4m	2:12.19	58.57s (0)	30.18s (0)
3 LIFEINHEAVEN	4	7.0m	2:12.23	59.20s (1)	30.41s (1)
9 HEY PORSHA	5	8.6m	2:12.36	59.62s (2)	30.90s (1)
10 MAJOR STRIKE	6	20.5m	2:13.26	58.89s (1)	30.11s (0)
5 RED ROCKER	7	21.5m	2:13.34	59.26s (0)	30.72s (0)
6 MISTER FANTANGLES	8	21.7m	2:13.35	58.84s (2)	30.46s (2)
2 GHOST GUM	9	25.9m	2:13.67	59.71s (1)	30.77s (1)
7 HE CAN TALK	10	31.0m	2:14.06	60.49s (1)	31.52s (1)

Finish Position and metres gained from 800m



Trots Sectionals
 Powered by
www.pjdata.com.au
 Home of PJ Trots Analyser



The Racing Queensland Board (trading as Racing Queensland) and provider are not responsible for the completeness or accuracy of any of the information contained herein, and makes no representations about its suitability for any purpose.