

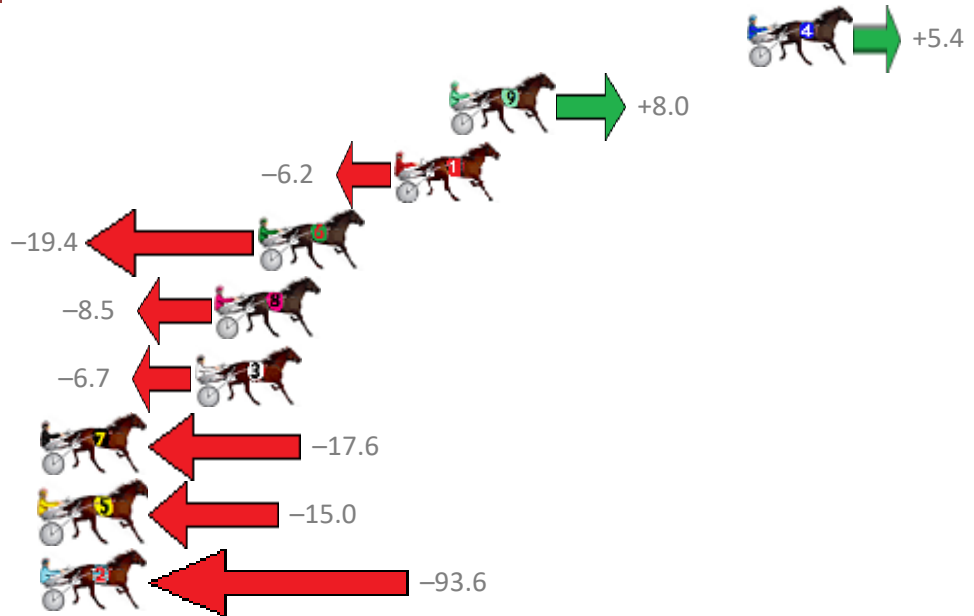
Albion Park Race 1 Distance 1660m

Tuesday, 15 May 2018

Gross Time: 2:01.10 MileRate: 1:57.40 LeadTime: 3.10s First Qtr: 28.00s Second Qtr: 30.00s Third Qtr: 29.90s Fourth Qtr: 30.10s

NoHorse	Plc	Margin	Time	800Time (W)	400 Time (W)
4 NEEDLE	1	0.0m	2:01.10	59.60s (1)	30.10s (1)
9 JUSTABITNOISY	2	11.8m	2:01.99	59.40s (1)	29.54s (1)
1 ZAIRE DIVA	3	14.0m	2:02.15	60.47s (0)	30.52s (0)
6 STONED AGAIN	4	19.4m	2:02.56	61.46s (0)	31.35s (0)
8 ROSTEVARREN	5	21.1m	2:02.69	60.64s (0)	30.72s (0)
3 MONORAIL	6	21.9m	2:02.75	60.50s (1)	30.60s (2)
7 MISTER OZ	7	28.4m	2:03.24	61.32s (1)	31.27s (1)
5 BLUE DON	8	34.8m	2:03.72	61.13s (0)	31.17s (0)
2 TWICE AS MUCH	9	168.6m	2:13.79	67.02s (0)	35.26s (0)

Finish Position and metres gained from 800m



Trots Sectionals
 Powered by
www.pjdata.com.au
 Home of PJ Trots Analyser



The Racing Queensland Board (trading as Racing Queensland) and provider are not responsible for the completeness or accuracy of any of the information contained herein, and makes no representations about its suitability for any purpose.


Albion Park Race 2 Distance 1660m

Tuesday, 15 May 2018

Gross Time: 1:59.60 MileRate: 1:56.00 LeadTime: 3.40s First Qtr: 27.50s Second Qtr: 29.90s Third Qtr: 28.50s Fourth Qtr: 30.30s

NoHorse	Plc	Margin	Time	800Time (W)	400 Time (W)
4 MINTED MONTANA	1	0.0m	1:59.60	58.74s (1)	30.24s (1)
3 GINGER MICKY	2	5.8m	2:00.04	59.23s (0)	30.74s (0)
6 GIVE ME A GO	3	9.0m	2:00.28	58.37s (1)	29.63s (2)
5 MISS MIA	4	21.8m	2:01.25	59.30s (0)	30.35s (1)
7 JUST WON MORE	5	27.3m	2:01.67	60.25s (1)	31.25s (1)
2 ELLE JAY	6	50.4m	2:03.42	62.11s (0)	33.00s (0)
1 GRANDLARCENY	7	53.9m	2:03.68	60.98s (0)	31.58s (0)

Finish Position and metres gained from 800m



Trots Sectionals
 Powered by
www.pjdata.com.au
 Home of PJ Trots Analyser



The Racing Queensland Board (trading as Racing Queensland) and provider are not responsible for the completeness or accuracy of any of the information contained herein, and makes no representations about its suitability for any purpose.


Albion Park Race 3 Distance 1660m

Tuesday, 15 May 2018

Gross Time: 1:59.10 MileRate: 1:55.40 LeadTime: 3.60s First Qtr: 29.70s Second Qtr: 30.20s Third Qtr: 27.80s Fourth Qtr: 27.80s

NoHorse	Plc	Margin	Time	800Time (W)	400 Time (W)
8 BODHI TREE	1	0.0m	1:59.10	55.29s (0)	27.49s (0)
1 THREE OF THE BEST	2	0.4m	1:59.13	55.63s (0)	27.83s (0)
5 BUNDABURRA	3	5.7m	1:59.50	55.34s (2)	27.95s (2)
3 MACHIN OUT	4	6.7m	1:59.57	55.43s (0)	27.58s (0)
4 PARISIAN ROCKSTAR	5	11.9m	1:59.93	55.48s (0)	27.60s (0)
2 HEZ RAZOR SHARP	6	12.3m	1:59.95	56.05s (1)	28.21s (1)
7 LONG TERM FELLA	7	16.2m	2:00.23	56.64s (1)	28.80s (1)
6 PROBY ONE	8	17.1m	2:00.29	55.82s (2)	28.38s (2)
9 CIRCLE LINE	9	19.0m	2:00.42	56.16s (1)	28.31s (1)

Finish Position and metres gained from 800m



Trots Sectionals
 Powered by
www.pjdata.com.au
 Home of PJ Trots Analyser



The Racing Queensland Board (trading as Racing Queensland) and provider are not responsible for the completeness or accuracy of any of the information contained herein, and makes no representations about its suitability for any purpose.


Albion Park Race 4 Distance 1660m

Tuesday, 15 May 2018

Gross Time: 1:58.30 MileRate: 1:54.70 LeadTime: 3.40s First Qtr: 28.00s Second Qtr: 30.20s Third Qtr: 28.00s Fourth Qtr: 28.70s

NoHorse	Plc	Margin	Time	800Time (W)	400 Time (W)
10 JAZZY ARTIST	1	0.0m	1:58.30	56.16s (2)	28.70s (1)
1 ONLY IN ROME	2	5.7m	1:58.71	56.78s (0)	28.84s (2)
8 MISS CATALINA	3	17.3m	1:59.54	57.30s (0)	29.21s (0)
5 SHERIFF JUJON	4	20.5m	1:59.77	57.17s (2)	29.34s (1)
11 GOODTIME STRIDE	5	21.5m	1:59.84	57.30s (0)	29.07s (1)
12 WOODLEA BEAU	6	22.3m	1:59.90	57.25s (1)	27.98s (2)
4 ZALTA	7	22.8m	1:59.94	58.32s (0)	30.01s (0)
9 HAPPY SCHNAPPS	8	26.2m	2:00.18	57.82s (1)	28.76s (2)
7 READILY	9	26.9m	2:00.23	57.36s (0)	28.66s (1)
6 MY ULTIMATE HELL	10	38.1m	2:01.03	58.03s (1)	28.91s (3)
3 CHIKA MATTGREGOR	11	83.0m	2:04.26	61.28s (2)	32.96s (0)
2 EASTBRO LUCKY	12	135.0m	2:07.99	65.83s (1)	35.20s (0)

Finish Position and metres gained from 800m



Trots Sectionals
 Powered by
www.pjdata.com.au
 Home of PJ Trots Analyser



The Racing Queensland Board (trading as Racing Queensland) and provider are not responsible for the completeness or accuracy of any of the information contained herein, and makes no representations about its suitability for any purpose.

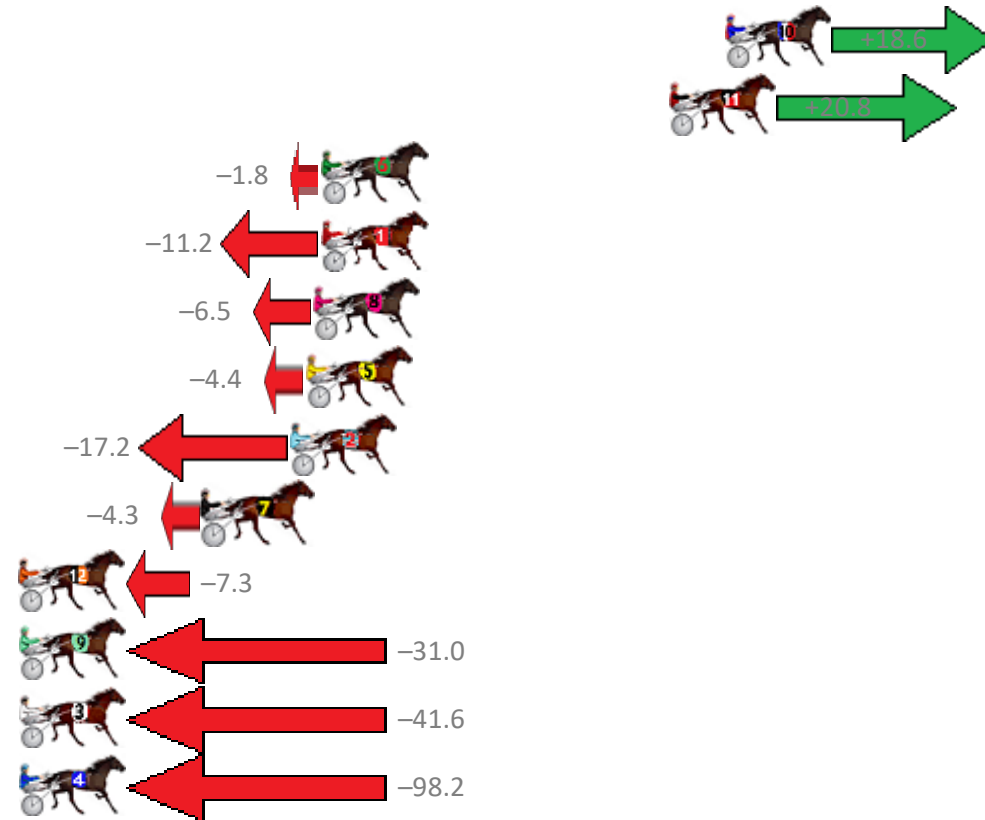
Albion Park Race 5 Distance 1660m

Tuesday, 15 May 2018

Gross Time: 2:00.10 MileRate: 1:56.40 LeadTime: 3.50s First Qtr: 27.60s Second Qtr: 30.30s Third Qtr: 29.80s Fourth Qtr: 28.90s

NoHorse	Plc	Margin	Time	800Time (W)	400 Time (W)
10 HEAVENS HINT	1	0.0m	2:00.10	57.34s (2)	28.39s (2)
11 GLASSCUTTERSPIRIT	2	2.2m	2:00.26	57.17s (2)	28.31s (3)
6 PARTY STARTER	3	16.0m	2:01.26	58.83s (2)	29.81s (1)
1 LYKA VERSION	4	16.0m	2:01.26	59.52s (0)	29.72s (0)
8 MODERNDAY FALCON	5	16.3m	2:01.28	59.18s (0)	29.41s (0)
5 HEART OF CHANGE	6	16.6m	2:01.30	59.02s (1)	28.15s (2)
2 LOTS MORE GRINS	7	17.2m	2:01.34	59.96s (0)	30.14s (0)
7 MADEYAMONEY	8	20.7m	2:01.60	59.02s (1)	28.78s (3)
12 DONTBEFOOLISH	9	28.5m	2:02.16	59.24s (1)	29.25s (0)
9 EULO FLYER	10	46.0m	2:03.42	60.97s (0)	30.94s (0)
3 RAYONG PRINCESS	11	49.6m	2:03.68	61.75s (1)	30.89s (2)
4 BEAUTY BOUND	12	102.0m	2:07.47	65.91s (1)	34.80s (1)

Finish Position and metres gained from 800m



Trots Sectionals
 Powered by
www.pjdata.com.au
 Home of PJ Trots Analyser



The Racing Queensland Board (trading as Racing Queensland) and provider are not responsible for the completeness or accuracy of any of the information contained herein, and makes no representations about its suitability for any purpose.


Albion Park Race 6 Distance 2138m

Tuesday, 15 May 2018

Gross Time: 2:35.60 MileRate: 1:57.10 LeadTime: 38.60s First Qtr: 28.80s Second Qtr: 30.30s Third Qtr: 28.60s Fourth Qtr: 29.30s

NoHorse	Plc	Margin	Time	800Time (W)	400 Time (W)
7 CHANTREY	1	0.0m	2:35.60	56.73s (2)	29.20s (2)
4 DEVIL DODGER	2	2.3m	2:35.77	57.75s (0)	29.12s (0)
8 OUR WHITE KNIGHT	3	3.4m	2:35.85	57.18s (0)	29.05s (1)
9 MAX RICHTER	4	4.9m	2:35.96	58.25s (0)	29.66s (0)
6 WYNBERG TERROR	5	7.6m	2:36.16	57.89s (1)	28.61s (0)
2 RORY MACH	6	8.5m	2:36.22	57.89s (0)	29.26s (0)
5 OVERLAP	7	13.7m	2:36.60	58.04s (2)	30.22s (1)
3 OUR MELS DREAM	8	90.4m	2:42.22	64.18s (1)	34.06s (0)

Finish Position and metres gained from 800m



Trots Sectionals
 Powered by
www.pjdata.com.au
 Home of PJ Trots Analyser



The Racing Queensland Board (trading as Racing Queensland) and provider are not responsible for the completeness or accuracy of any of the information contained herein, and makes no representations about its suitability for any purpose.

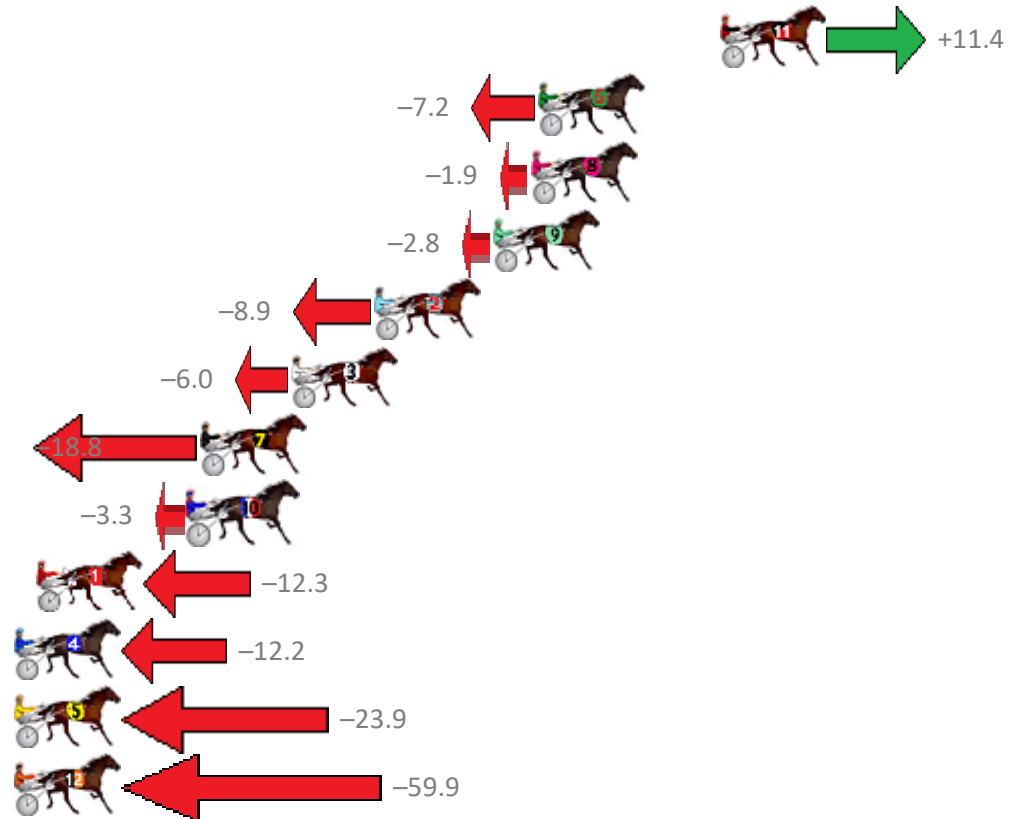
Albion Park Race 7 Distance 1660m

Tuesday, 15 May 2018

Gross Time: 1:57.90 MileRate: 1:54.30 LeadTime: 3.60s First Qtr: 27.90s Second Qtr: 29.60s Third Qtr: 27.80s Fourth Qtr: 29.00s

NoHorse	Plc	Margin	Time	800Time (W)	400 Time (W)
11 PROFICIENT	1	0.0m	1:57.90	55.99s (1)	27.93s (0)
6 MAGICNRACING	2	7.2m	1:58.42	57.31s (0)	29.52s (0)
8 KEY LARGO	3	7.5m	1:58.44	56.93s (2)	29.46s (1)
9 THE HARLEM HAMMER	4	9.0m	1:58.55	57.00s (1)	28.68s (1)
2 ROCKONBYE	5	13.7m	1:58.89	57.43s (0)	29.49s (0)
3 SUBTLE ADVICE	6	17.0m	1:59.13	57.23s (2)	29.49s (2)
7 BUCKHORN EXCHANGE	7	20.6m	1:59.39	58.13s (1)	29.87s (1)
10 CONDAFEW	8	21.1m	1:59.43	57.03s (1)	29.01s (1)
1 HOT ROD HEAVEN	9	27.1m	1:59.86	57.67s (0)	29.07s (1)
4 ELMAUR JOY	10	28.0m	1:59.93	57.67s (2)	29.86s (2)
5 HANDSOME MAJOR	11	33.5m	2:00.33	58.50s (0)	29.82s (0)
12 SIR REGAL DELIGHT	12	83.7m	2:03.97	61.05s (0)	32.40s (0)

Finish Position and metres gained from 800m



Trots Sectionals
 Powered by
www.pjdata.com.au
 Home of PJ Trots Analyser



The Racing Queensland Board (trading as Racing Queensland) and provider are not responsible for the completeness or accuracy of any of the information contained herein, and makes no representations about its suitability for any purpose.


Albion Park Race 8 Distance 1660m

Tuesday, 15 May 2018

Gross Time: 1:58.90 MileRate: 1:55.20 LeadTime: 3.70s First Qtr: 27.80s Second Qtr: 30.70s Third Qtr: 28.50s Fourth Qtr: 28.20s

NoHorse	Plc	Margin	Time	800Time (W)	400 Time (W)
4 GERONIMO BEAU	1	0.0m	1:58.90	56.35s (0)	27.89s (0)
5 SWEET AS	2	4.9m	1:59.25	57.05s (0)	28.55s (0)
1 LOMBO RANMILES	3	10.5m	1:59.64	56.78s (0)	28.31s (0)
8 SICILIAN SLUMBER	4	15.2m	1:59.97	56.77s (0)	28.31s (0)
3 ARROKEEFE	5	15.4m	1:59.99	56.84s (2)	28.55s (2)
9 JACK HAMMER	6	15.5m	1:59.99	56.51s (1)	28.00s (1)
7 GASMONKEY	7	16.3m	2:00.05	57.20s (2)	28.93s (2)
11 LANCELOT BROMAC	8	16.9m	2:00.09	56.62s (2)	28.33s (2)
10 CORPORAL LUNA	9	20.5m	2:00.35	56.54s (1)	28.25s (2)
2 FOURS ENUF TAS	10	21.5m	2:00.42	57.26s (1)	28.76s (1)
6 MAGOOGAN	11	24.7m	2:00.64	57.80s (1)	29.31s (1)

Finish Position and metres gained from 800m



Trots Sectionals
 Powered by
www.pjdata.com.au
 Home of PJ Trots Analyser



The Racing Queensland Board (trading as Racing Queensland) and provider are not responsible for the completeness or accuracy of any of the information contained herein, and makes no representations about its suitability for any purpose.

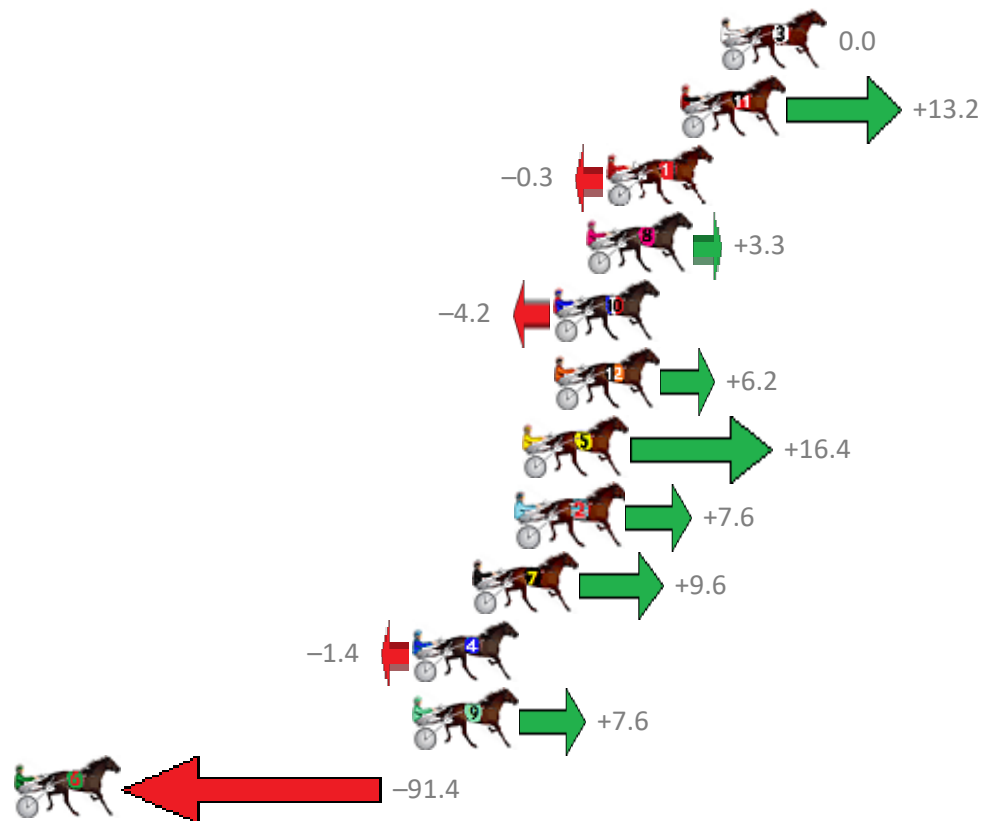
Albion Park Race 9 Distance 2138m

Tuesday, 15 May 2018

Gross Time: 2:39.00 MileRate: 1:59.70 LeadTime: 40.20s First Qtr: 32.10s Second Qtr: 30.70s Third Qtr: 28.60s Fourth Qtr: 27.40s

NoHorse	Plc	Margin	Time	800Time (W)	400 Time (W)
3 SMOOTH SHOWGIRL	1	0.0m	2:39.00	56.00s (0)	27.40s (0)
11 BETTORTHANSPECIAL	2	1.6m	2:39.11	55.08s (2)	27.13s (1)
1 REMEMBER THEM	3	4.5m	2:39.31	56.02s (0)	27.39s (0)
8 JACKAROO BROMAC	4	5.3m	2:39.36	55.77s (0)	27.15s (0)
10 MAJESTIC MAJOR	5	6.6m	2:39.45	56.29s (1)	27.80s (1)
12 OUTLAW FELLA	6	6.6m	2:39.45	55.57s (0)	26.89s (0)
5 THE SHADY ONE	7	7.8m	2:39.53	54.85s (2)	26.95s (2)
2 WITHALOTOFLUCK	8	8.0m	2:39.55	55.47s (1)	26.54s (0)
7 VILLAGE WITCH	9	9.8m	2:39.67	55.33s (2)	27.54s (2)
4 CLARKEY	10	12.2m	2:39.84	56.10s (1)	26.56s (1)
9 POLISHED ROCKS	11	12.2m	2:39.84	55.47s (1)	26.55s (3)
6 ALWAYS MY MATE	12	98.0m	2:45.71	62.40s (1)	32.22s (2)

Finish Position and metres gained from 800m



Trots Sectionals
 Powered by
www.pjdata.com.au
 Home of PJ Trots Analyser



The Racing Queensland Board (trading as Racing Queensland) and provider are not responsible for the completeness or accuracy of any of the information contained herein, and makes no representations about its suitability for any purpose.