

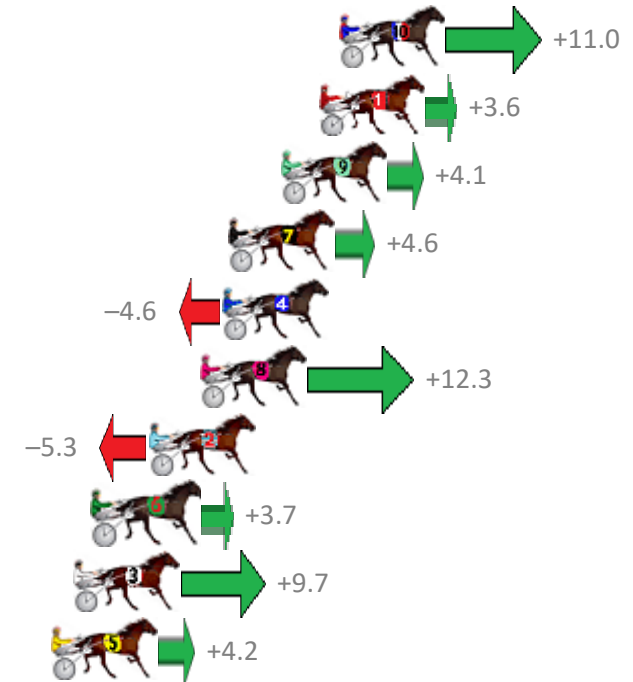
# Redcliffe Race 1 Distance 1780m

Wednesday, 16 May 2018

Gross Time: 2:11.30 MileRate: 1:58.70 LeadTime: 11.20s First Qtr: 28.70s Second Qtr: 32.20s Third Qtr: 30.20s Fourth Qtr: 29.00s

NoHorse	Plc	Margin	Time	800Time (W)	400 Time (W)
10 ARTIKULATE MISS	1	0.0m	2:11.30	58.39s (1)	28.87s (2)
1 MISTER FANTANGLES	2	0.8m	2:11.36	58.93s (0)	28.72s (0)
9 MACH SAM	3	2.3m	2:11.47	58.90s (1)	28.73s (1)
7 TRENTLEIGH	4	4.4m	2:11.62	58.86s (0)	28.61s (0)
4 MR MEDDLE	5	4.6m	2:11.63	59.54s (0)	29.33s (0)
8 OUR BUSCEMI	6	5.5m	2:11.70	58.29s (0)	28.31s (0)
2 DAPPER	7	7.5m	2:11.84	59.59s (1)	29.41s (1)
6 TOP FLIGHT CRUIZE	8	9.7m	2:12.00	58.93s (0)	28.96s (1)
3 GUTS	9	10.5m	2:12.06	58.48s (1)	28.86s (2)
5 DOWNAN OUT	10	11.4m	2:12.13	58.89s (1)	29.36s (2)

Finish Position and metres gained from 800m



Trots Sectionals  
 Powered by  
[www.pjdata.com.au](http://www.pjdata.com.au)  
 Home of PJ Trots Analyser



The Racing Queensland Board (trading as Racing Queensland) and provider are not responsible for the completeness or accuracy of any of the information contained herein, and makes no representations about its suitability for any purpose.

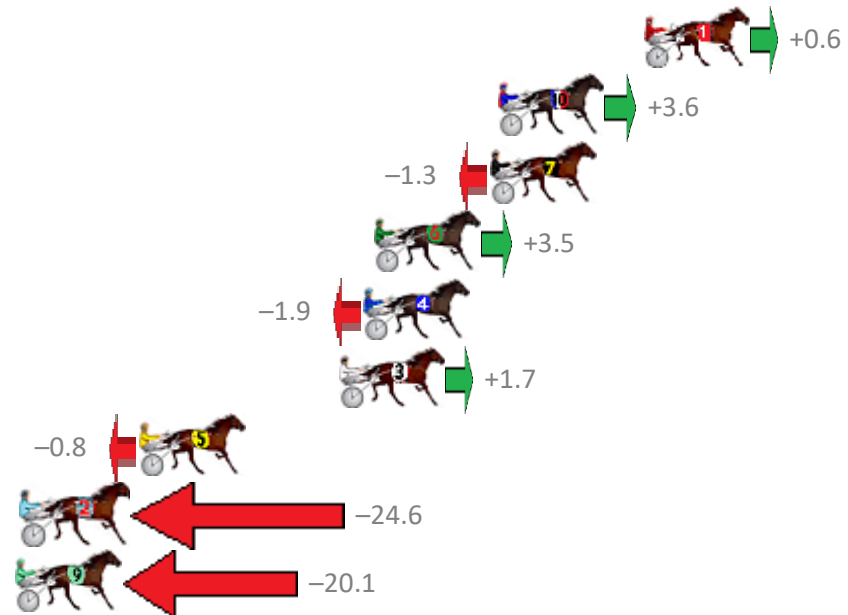
# Redcliffe Race 2 Distance 2040m

Wednesday, 16 May 2018

Gross Time: 2:31.60 MileRate: 1:59.60 LeadTime: 31.50s First Qtr: 30.00s Second Qtr: 30.40s Third Qtr: 29.70s Fourth Qtr: 30.00s

NoHorse	Plc	Margin	Time	800Time (W)	400 Time (W)
1 LIFEINHEAVEN	1	0.0m	2:31.60	59.66s (0)	30.00s (0)
10 RUFFALO	2	5.8m	2:32.04	59.43s (0)	29.75s (0)
7 LETHAL PROMISE	3	6.1m	2:32.06	59.80s (0)	30.10s (0)
6 OLIVER WINKLE	4	10.7m	2:32.40	59.44s (1)	30.26s (2)
4 LIVE IT LOUD	5	11.1m	2:32.43	59.84s (1)	30.67s (2)
3 ARBIT MAJOR	6	12.1m	2:32.51	59.57s (0)	29.89s (0)
5 SWAFFHAM WATER	7	20.0m	2:33.10	59.76s (1)	30.57s (1)
2 LUCKY NED PEPPER	8	24.6m	2:33.45	61.54s (1)	31.59s (1)
9 FAMOUS SHOES	9	24.9m	2:33.47	61.20s (1)	31.28s (1)

Finish Position and metres gained from 800m



Trots Sectionals  
 Powered by  
[www.pjdata.com.au](http://www.pjdata.com.au)  
 Home of PJ Trots Analyser



The Racing Queensland Board (trading as Racing Queensland) and provider are not responsible for the completeness or accuracy of any of the information contained herein, and makes no representations about its suitability for any purpose.

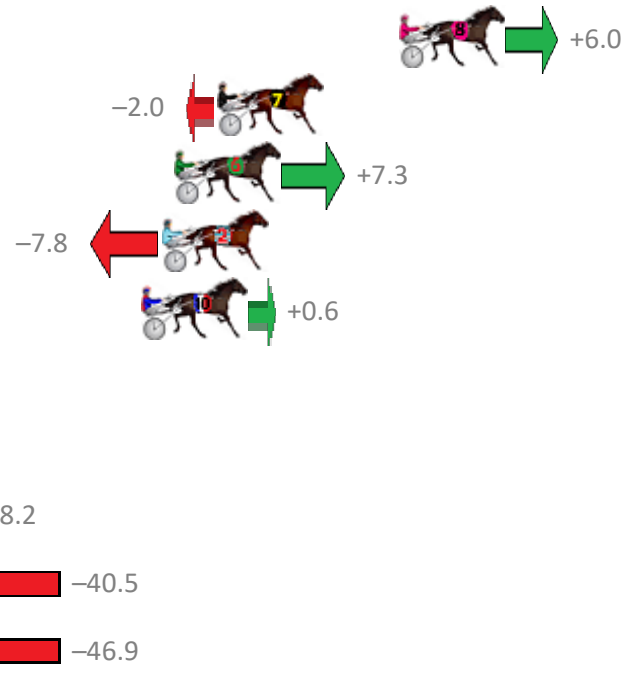
# Redcliffe Race 3 Distance 1780m

Wednesday, 16 May 2018

Gross Time: 2:13.80 MileRate: 2:01.00 LeadTime: 12.20s First Qtr: 31.30s Second Qtr: 31.70s Third Qtr: 29.30s Fourth Qtr: 29.30s

NoHorse	Plc	Margin	Time	800Time (W)	400 Time (W)
8 LITTLE CHANGE	1	0.0m	2:13.80	58.16s (1)	28.99s (1)
7 TASCOTT LADY	2	7.2m	2:14.33	58.75s (0)	29.48s (0)
6 WECANONLYHOPE	3	8.9m	2:14.45	58.07s (1)	28.97s (1)
2 ROYAL TAZ	4	9.4m	2:14.49	59.17s (1)	29.99s (1)
10 SAND SAFARI	5	10.2m	2:14.55	58.56s (1)	29.40s (1)
1 DOUBLE BAILEYS	6	20.7m	2:15.32	60.12s (0)	30.79s (0)
4 THE REVENUE RAISER	7	27.6m	2:15.82	58.95s (1)	29.72s (1)
3 PROBABLE CAUSE	8	39.6m	2:16.70	59.93s (0)	30.31s (0)
5 LIZ AU BETTY	9	56.1m	2:17.91	61.57s (0)	31.94s (0)
9 OUR BODACIOUS	10	57.3m	2:18.00	62.04s (0)	32.40s (0)

Finish Position and metres gained from 800m



Trots Sectionals  
 Powered by  
[www.pjdata.com.au](http://www.pjdata.com.au)  
 Home of PJ Trots Analyser



The Racing Queensland Board (trading as Racing Queensland) and provider are not responsible for the completeness or accuracy of any of the information contained herein, and makes no representations about its suitability for any purpose.

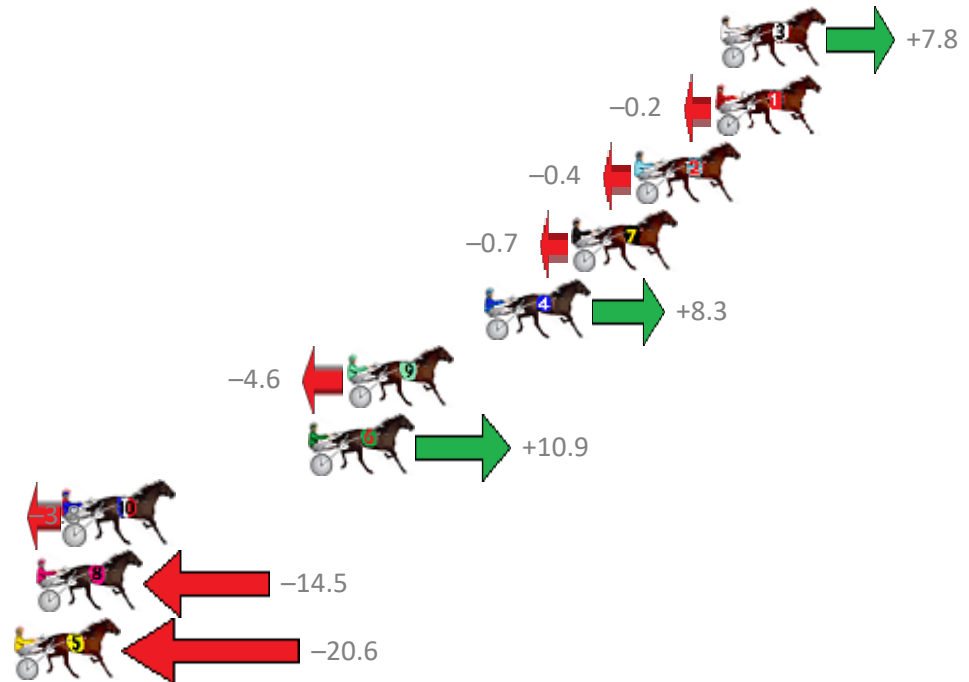
# Redcliffe Race 4 Distance 1780m

Wednesday, 16 May 2018

Gross Time: 2:12.10 MileRate: 1:59.40 LeadTime: 11.50s First Qtr: 30.50s Second Qtr: 31.10s Third Qtr: 28.80s Fourth Qtr: 30.20s

NoHorse	Plc	Margin	Time	800Time (W)	400 Time (W)
3 VILLAGE CRUISER	1	0.0m	2:12.10	58.42s (1)	29.55s (1)
1 KANAPALI	2	0.2m	2:12.12	59.01s (0)	30.22s (0)
2 OMINOUS FLYER	3	3.4m	2:12.36	59.03s (1)	30.23s (1)
7 MAJOR TRALEE	4	5.9m	2:12.55	59.05s (0)	30.16s (0)
4 ARES	5	9.3m	2:12.80	58.39s (1)	29.47s (2)
9 MACS CHOICE	6	14.8m	2:13.22	59.34s (0)	30.38s (0)
6 WRITEABOUTCHELSEA	7	16.3m	2:13.33	58.20s (1)	29.15s (2)
10 DREAMTIME SARA	8	26.0m	2:14.06	59.28s (1)	30.09s (1)
8 LIGHTHORSE	9	27.1m	2:14.15	60.07s (1)	30.99s (1)
5 SCOTT TOM	10	36.6m	2:14.86	60.52s (0)	30.97s (0)

Finish Position and metres gained from 800m



Trots Sectionals  
 Powered by  
[www.pjdata.com.au](http://www.pjdata.com.au)  
 Home of PJ Trots Analyser



The Racing Queensland Board (trading as Racing Queensland) and provider are not responsible for the completeness or accuracy of any of the information contained herein, and makes no representations about its suitability for any purpose.

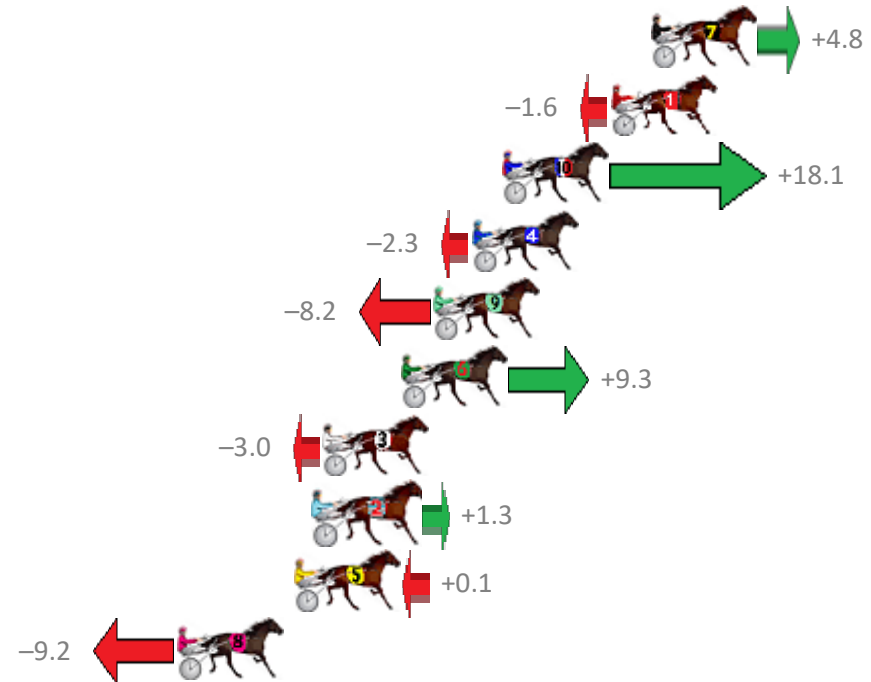
# Redcliffe Race 5 Distance 2040m

Wednesday, 16 May 2018

Gross Time: 2:35.30 MileRate: 2:02.50 LeadTime: 32.50s First Qtr: 32.30s Second Qtr: 31.50s Third Qtr: 29.50s Fourth Qtr: 29.50s

NoHorse	Plc	Margin	Time	800Time (W)	400 Time (W)
7 NICKY MATTGREGOR	1	0.0m	2:35.30	58.65s (0)	29.15s (0)
1 THE FORMULA ONE	2	1.6m	2:35.42	59.12s (0)	29.62s (0)
10 THE GUN ROCKSTAR	3	5.9m	2:35.74	57.67s (1)	29.02s (2)
4 MO JARNEY	4	7.1m	2:35.82	59.17s (1)	29.68s (1)
9 ROCKNROLL PROMISE	5	8.6m	2:35.93	59.60s (1)	30.10s (1)
6 SONNY ORLANDO	6	9.9m	2:36.03	58.31s (1)	29.68s (2)
3 JULIA MAC	7	13.0m	2:36.26	59.22s (1)	29.77s (1)
2 JOHNNYCAKE	8	13.3m	2:36.28	58.90s (1)	29.35s (1)
5 WASTE OF TIME	9	14.1m	2:36.34	58.99s (0)	29.46s (0)
8 UNDERTHEKILT	10	18.8m	2:36.69	59.68s (0)	30.13s (0)

Finish Position and metres gained from 800m



Trots Sectionals  
 Powered by  
[www.pjdata.com.au](http://www.pjdata.com.au)  
 Home of PJ Trots Analyser



The Racing Queensland Board (trading as Racing Queensland) and provider are not responsible for the completeness or accuracy of any of the information contained herein, and makes no representations about its suitability for any purpose.

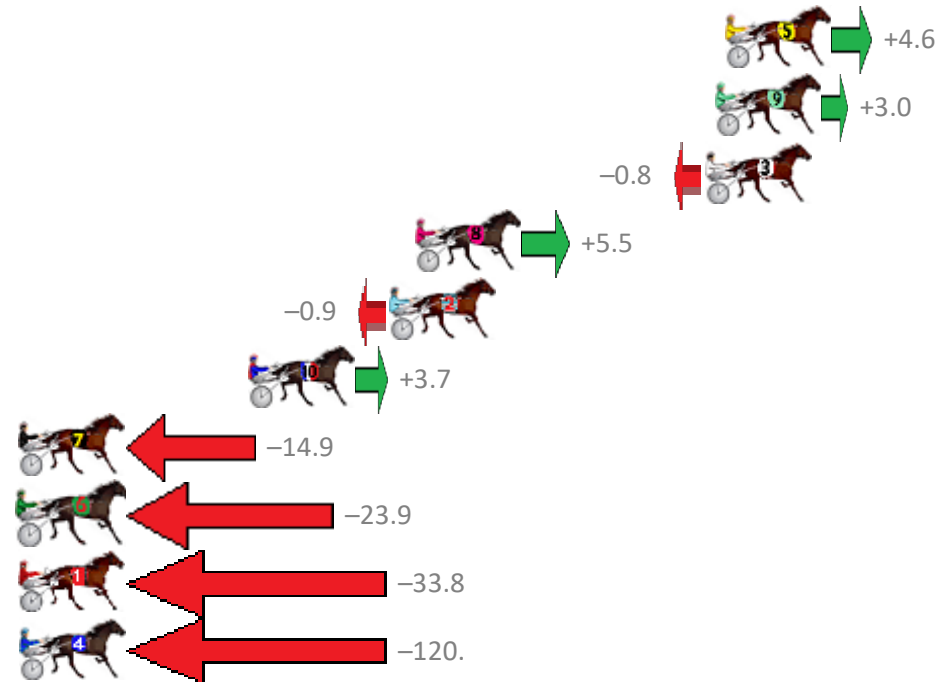
# Redcliffe Race 6 Distance 1780m

Wednesday, 16 May 2018

Gross Time: 2:14.20 MileRate: 2:01.30 LeadTime: 11.10s First Qtr: 32.00s Second Qtr: 31.60s Third Qtr: 29.90s Fourth Qtr: 29.60s

NoHorse	Plc	Margin	Time	800Time (W)	400 Time (W)
5 MAJORESS JUJON	1	0.0m	2:14.20	59.16s (0)	29.24s (0)
9 MY MAGIC MERLIN	2	0.4m	2:14.23	59.28s (1)	29.54s (1)
3 FORTES IN FIDE	3	0.8m	2:14.26	59.56s (0)	29.66s (0)
8 OH STANLEY	4	12.3m	2:15.11	59.09s (1)	29.09s (1)
2 DOWNTOWN LUCCA	5	13.3m	2:15.18	59.57s (1)	29.49s (1)
10 PARKLANE LASS	6	18.9m	2:15.60	59.22s (1)	29.28s (2)
7 BETTERTHAN TORQUE	7	28.7m	2:16.32	60.61s (0)	30.42s (0)
6 MILLY BROMAC	8	32.1m	2:16.58	61.28s (1)	31.22s (1)
1 NON PASSARE	9	43.0m	2:17.38	62.01s (0)	31.94s (0)
4 REACTOR ONE	10	162.4m	2:26.22	68.47s (0)	37.64s (0)

Finish Position and metres gained from 800m



Trots Sectionals  
 Powered by  
[www.pjdata.com.au](http://www.pjdata.com.au)  
 Home of PJ Trots Analyser



The Racing Queensland Board (trading as Racing Queensland) and provider are not responsible for the completeness or accuracy of any of the information contained herein, and makes no representations about its suitability for any purpose.

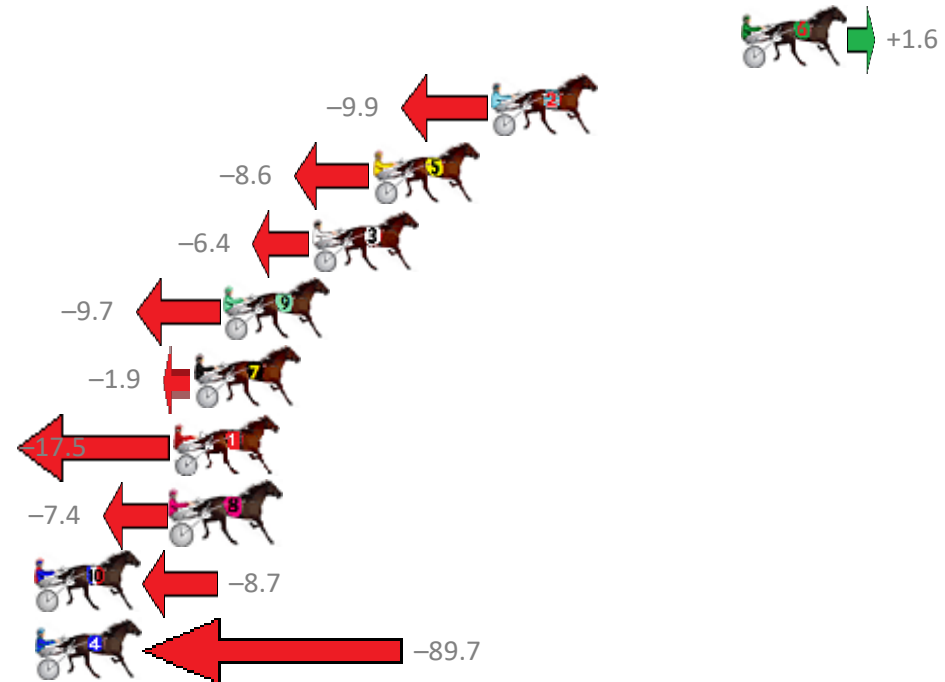
# Redcliffe Race 7 Distance 1780m

Wednesday, 16 May 2018

Gross Time: 2:14.40 MileRate: 2:01.50 LeadTime: 11.90s First Qtr: 30.40s Second Qtr: 31.80s Third Qtr: 30.30s Fourth Qtr: 30.00s

NoHorse	Plc	Margin	Time	800Time (W)	400 Time (W)
6 COME OUT AND PLAY	1	0.0m	2:14.40	60.18s (1)	29.95s (1)
2 MOONLIGHT BUTCHER	2	9.9m	2:15.14	61.05s (0)	30.74s (0)
5 ITS ALLABOUT ALICE	3	14.6m	2:15.49	60.95s (1)	30.42s (1)
3 LEORYAN	4	17.0m	2:15.67	60.78s (1)	30.25s (1)
9 NOT ALWAYS	5	20.5m	2:15.94	61.03s (0)	30.64s (0)
7 ART SECRET	6	21.7m	2:16.03	60.44s (1)	30.31s (2)
1 MYBELLA ROSE	7	22.5m	2:16.09	61.62s (0)	31.19s (0)
8 MAESTRO MAC	8	22.6m	2:16.10	60.86s (1)	30.72s (2)
10 BARBOO	9	31.9m	2:16.79	60.96s (0)	30.98s (0)
4 CAUSE A BIG SCENE	10	117.3m	2:23.20	67.06s (1)	37.13s (2)

Finish Position and metres gained from 800m



Trots Sectionals  
 Powered by  
[www.pjdata.com.au](http://www.pjdata.com.au)  
 Home of PJ Trots Analyser



The Racing Queensland Board (trading as Racing Queensland) and provider are not responsible for the completeness or accuracy of any of the information contained herein, and makes no representations about its suitability for any purpose.

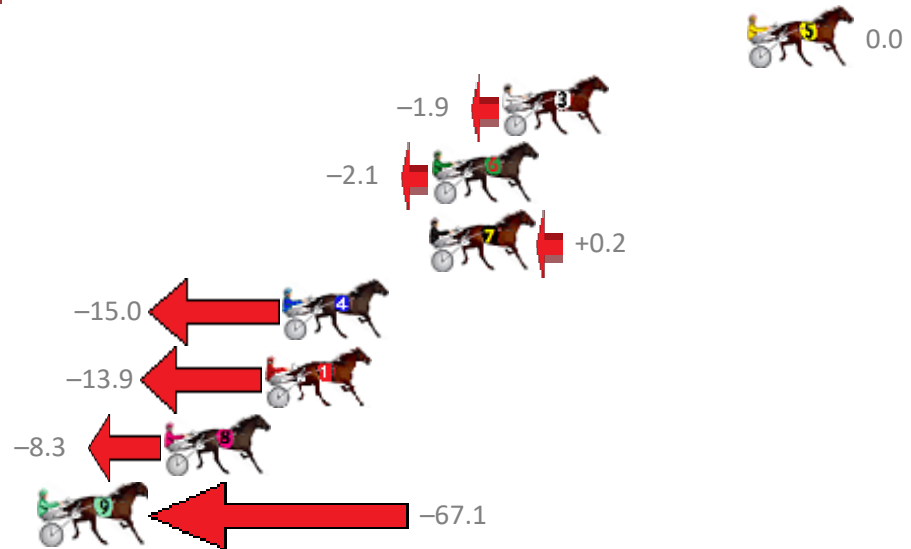
# Redcliffe Race 8 Distance 1780m

Wednesday, 16 May 2018

Gross Time: 2:20.30 MileRate: 2:05.50 LeadTime: 15.80s First Qtr: 32.00s Second Qtr: 31.60s Third Qtr: 30.60s Fourth Qtr: 30.30s

NoHorse	Plc	Margin	Time	800Time (W)	400 Time (W)
5 SOUTHERN ALPS	1	0.0m	2:20.30	60.90s (0)	30.30s (0)
3 HIGH CLOUD LASS	2	9.7m	2:21.03	61.04s (1)	30.40s (1)
6 GO AHEAD MAKEMYDA	3	12.5m	2:21.25	61.06s (0)	30.31s (0)
7 NORAHS FLING	4	12.6m	2:21.25	60.88s (1)	30.27s (1)
4 OLE SUN	5	18.4m	2:21.69	62.04s (1)	31.42s (1)
1 MAPLE CROWN	6	19.1m	2:21.75	61.96s (0)	31.16s (0)
8 MOSQUITO SPUR	7	23.1m	2:22.05	61.53s (0)	30.79s (0)
9 STEVES STAR	8	111.1m	2:28.72	66.01s (0)	35.06s (0)

Finish Position and metres gained from 800m



Trots Sectionals  
 Powered by  
[www.pjdata.com.au](http://www.pjdata.com.au)  
 Home of PJ Trots Analyser



The Racing Queensland Board (trading as Racing Queensland) and provider are not responsible for the completeness or accuracy of any of the information contained herein, and makes no representations about its suitability for any purpose.



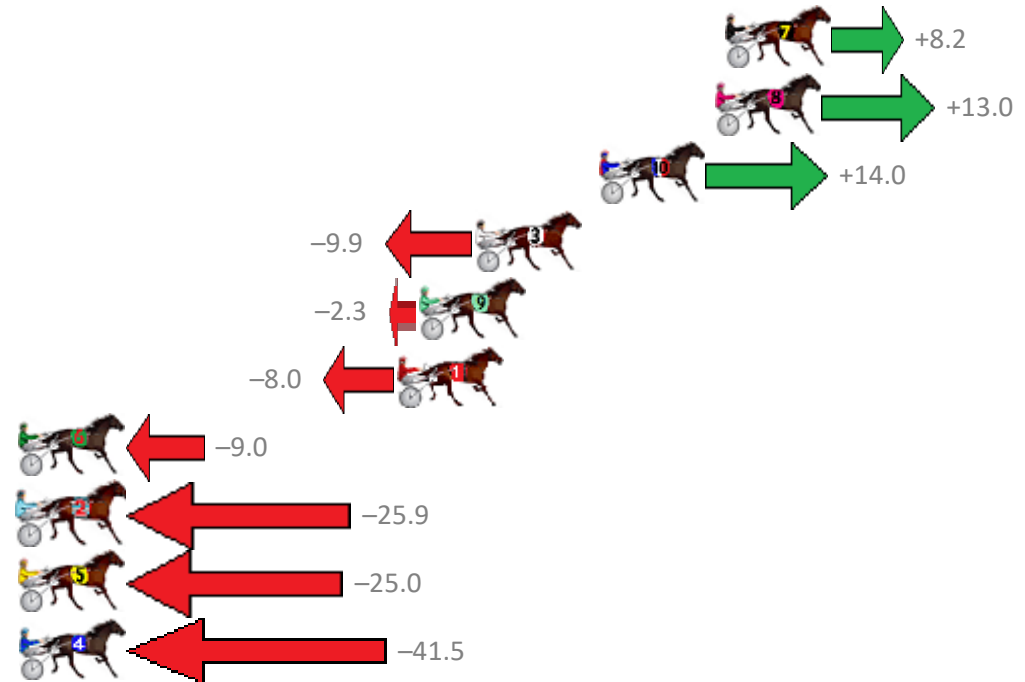
# Redcliffe Race 9 Distance 1780m

Wednesday, 16 May 2018

Gross Time: 2:14.80 MileRate: 2:01.90 LeadTime: 12.20s First Qtr: 31.20s Second Qtr: 31.30s Third Qtr: 29.70s Fourth Qtr: 30.40s

NoHorse	Plc	Margin	Time	800Time (W)	400 Time (W)
7 GRIZZLY MONTANA	1	0.0m	2:14.80	59.48s (2)	30.17s (2)
8 FRENCH DIVA	2	0.4m	2:14.83	59.12s (2)	29.82s (2)
10 BARBIE MATTGREGOR	3	5.0m	2:15.18	59.05s (2)	29.81s (2)
3 SYLVIASTRIKESGOLD	4	9.9m	2:15.55	60.84s (0)	31.15s (0)
9 KID CALVERT	5	12.1m	2:15.72	60.27s (0)	30.44s (0)
1 WEDDING NIGHT	6	13.0m	2:15.79	60.70s (0)	30.99s (0)
6 AROONA	7	29.4m	2:17.03	60.78s (0)	31.27s (0)
2 DONT BE JEALOUS	8	31.5m	2:17.19	62.05s (1)	32.26s (1)
5 SMOOTH THE COST	9	35.0m	2:17.46	61.98s (1)	32.18s (1)
4 BLAZING TACT	10	41.7m	2:17.97	63.22s (1)	33.42s (1)

Finish Position and metres gained from 800m



Trots Sectionals  
 Powered by  
[www.pjdata.com.au](http://www.pjdata.com.au)  
 Home of PJ Trots Analyser



The Racing Queensland Board (trading as Racing Queensland) and provider are not responsible for the completeness or accuracy of any of the information contained herein, and makes no representations about its suitability for any purpose.