

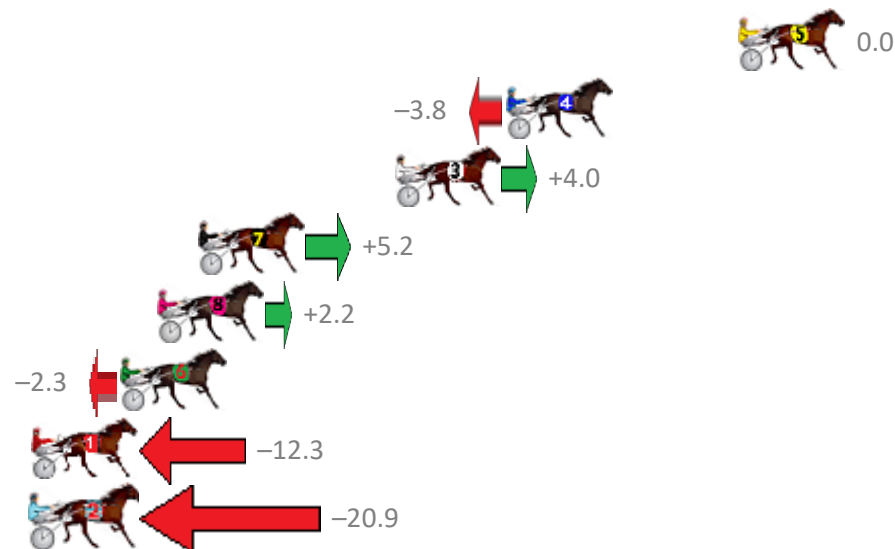
Albion Park Race 1 Distance 1660m

Tuesday, 17 July 2018

Gross Time: 2:00.90 MileRate: 1:57.20 LeadTime: 3.40s First Qtr: 29.50s Second Qtr: 30.70s Third Qtr: 29.70s Fourth Qtr: 27.60s

NoHorse	Plc	Margin	Time	800Time (W)	400 Time (W)
5 ESCALERA	1	0.0m	2:00.90	57.30s (0)	27.60s (0)
4 MY ULTIMATE ROMEO	2	9.2m	2:01.53	57.57s (0)	27.92s (0)
3 BETTOR BECAUSE	3	13.6m	2:01.84	57.01s (1)	28.01s (1)
7 ROLL ONA RAINBOW	4	21.4m	2:02.38	56.93s (1)	27.79s (1)
8 NEWMERELLA LADYKAY	5	23.0m	2:02.49	57.14s (0)	27.72s (0)
6 FELLON	6	24.5m	2:02.59	57.46s (1)	28.38s (1)
1 CANDYFLOSS	7	30.1m	2:02.98	58.18s (0)	28.57s (0)
2 RANCHO MAN	8	31.5m	2:03.07	58.80s (0)	29.12s (0)

Finish Position and metres gained from 800m



Trots Sectionals
 Powered by
www.pjdata.com.au
 Home of PJ Trots Analyser










The Racing Queensland Board (trading as Racing Queensland) and provider are not responsible for the completeness or accuracy of any of the information contained herein, and makes no representations about its suitability for any purpose.

Albion Park Race 2 Distance 1660m

Tuesday, 17 July 2018

Gross Time: 1:58.10 MileRate: 1:54.50 LeadTime: 3.50s First Qtr: 27.80s Second Qtr: 30.60s Third Qtr: 28.50s Fourth Qtr: 27.70s

NoHorse	Plc	Margin	Time	800Time (W)	400 Time (W)		Finish Position and metres gained from 800m
5 HERBS HERO	1	0.0m	1:58.10	56.20s (0)	27.70s (0)		 0.0
2 NAUGHTYINHEAVEN	2	21.6m	1:59.60	57.00s (0)	28.39s (0)	-11.4	 -11.4
8 ACT OF VALOR	3	25.8m	1:59.89	57.18s (1)	28.52s (1)		 -14.0
1 FAKEROCKNROLL	4	28.2m	2:00.05	57.84s (0)	29.27s (0)		 -23.4
6 BETTERTHAN TORQUE	5	29.8m	2:00.16	57.21s (0)	28.56s (0)		 -14.4
7 MERRYMACH	6	29.9m	2:00.17	57.16s (1)	28.51s (1)		 -13.7
4 BLUES TERROR	7	36.3m	2:00.61	58.29s (1)	29.56s (1)		 -29.7



Trots Sectionals
 Powered by
www.pjdata.com.au
 Home of PJ Trots Analyser



The Racing Queensland Board (trading as Racing Queensland) and provider are not responsible for the completeness or accuracy of any of the information contained herein, and makes no representations about its suitability for any purpose.

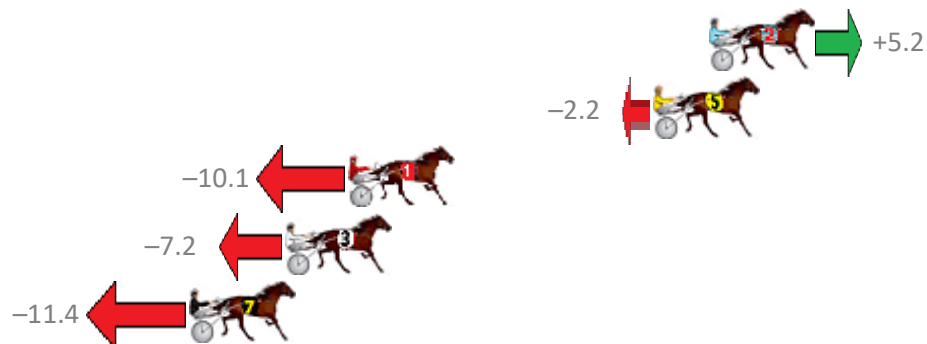
Albion Park Race 3 Distance 2138m

Tuesday, 17 July 2018

Gross Time: 2:35.10 MileRate: 1:56.70 LeadTime: 37.40s First Qtr: 30.10s Second Qtr: 31.10s Third Qtr: 28.20s Fourth Qtr: 28.30s

NoHorse	Plc	Margin	Time	800Time (W)	400 Time (W)
2 SMOOTH SAILOR	1	0.0m	2:35.10	56.13s (1)	28.20s (1)
5 TELL THE LINESMEN	2	2.2m	2:35.26	56.66s (0)	28.46s (0)
1 REMEMBER MAC	3	14.3m	2:36.11	57.21s (0)	28.87s (0)
3 DOLLY MACH LOMBO	4	16.8m	2:36.29	57.01s (1)	28.94s (1)
7 CAESARS ASTRUM	5	20.6m	2:36.56	57.31s (0)	28.91s (0)

Finish Position and metres gained from 800m



Trots Sectionals
 Powered by
www.pjdata.com.au
 Home of PJ Trots Analyser



The Racing Queensland Board (trading as Racing Queensland) and provider are not responsible for the completeness or accuracy of any of the information contained herein, and makes no representations about its suitability for any purpose.

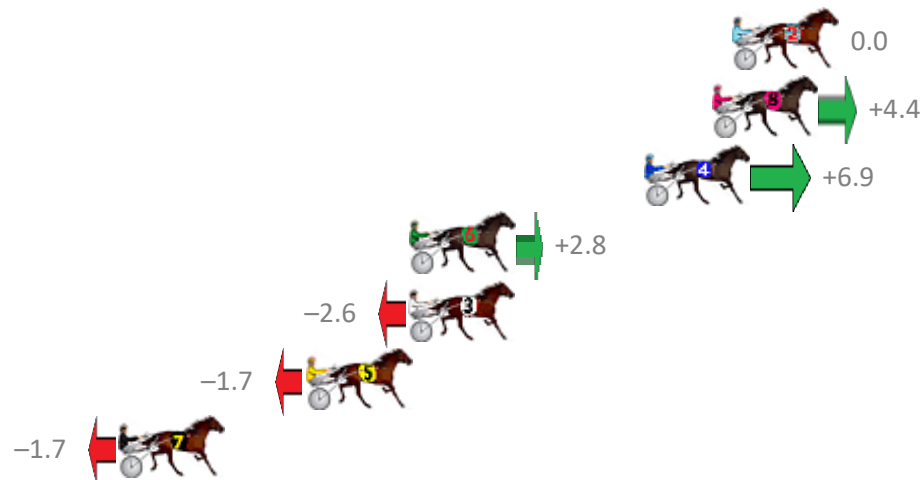
Albion Park Race 4 Distance 1660m

Tuesday, 17 July 2018

Gross Time: 1:57.90 MileRate: 1:54.30 LeadTime: 3.50s First Qtr: 28.80s Second Qtr: 30.60s Third Qtr: 27.20s Fourth Qtr: 27.80s

NoHorse	Plc	Margin	Time	800Time (W)	400 Time (W)
2 ALPHA STYX	1	0.0m	1:57.90	55.00s (0)	27.80s (0)
8 GRINVIL	2	0.8m	1:57.96	54.70s (0)	27.51s (0)
4 DEECAESAR	3	3.5m	1:58.14	54.53s (0)	27.38s (0)
6 IMA TOP TYCOON	4	12.8m	1:58.79	54.81s (1)	27.94s (1)
3 KLEENED OUT	5	12.8m	1:58.79	55.18s (1)	28.34s (1)
5 MACHIN OUT	6	16.9m	1:59.07	55.12s (0)	27.85s (1)
7 OCEANS PREDATOR	7	24.3m	1:59.59	55.12s (1)	28.17s (2)

Finish Position and metres gained from 800m



Trots Sectionals
 Powered by
www.pjdata.com.au
 Home of PJ Trots Analyser



The Racing Queensland Board (trading as Racing Queensland) and provider are not responsible for the completeness or accuracy of any of the information contained herein, and makes no representations about its suitability for any purpose.

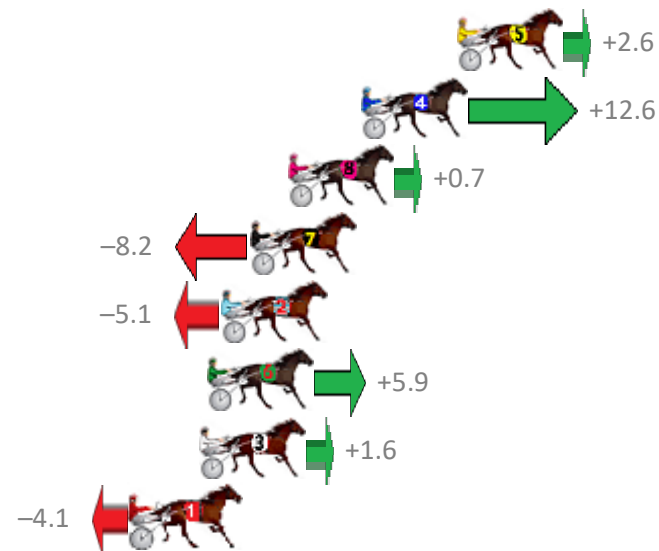
Albion Park Race 5 Distance 1660m

Tuesday, 17 July 2018

Gross Time: 1:59.70 MileRate: 1:56.10 LeadTime: 3.40s First Qtr: 28.60s Second Qtr: 31.00s Third Qtr: 28.40s Fourth Qtr: 28.30s

NoHorse	Plc	Margin	Time	800Time (W)	400 Time (W)
5 CHANTREY	1	0.0m	1:59.70	56.52s (1)	28.26s (1)
4 STIRLING WILLIAM	2	3.8m	1:59.97	55.81s (1)	27.49s (1)
8 DEVIL DODGER	3	6.7m	2:00.17	56.65s (1)	28.32s (1)
7 MONTANA FALCON	4	8.2m	2:00.28	57.28s (0)	28.88s (0)
2 YANKEE STRUTTER	5	9.3m	2:00.36	57.06s (0)	28.60s (0)
6 MAX RICHTER	6	9.9m	2:00.40	56.28s (0)	27.97s (0)
3 RORY MACH	7	10.2m	2:00.42	56.59s (1)	28.24s (1)
1 CLOCKON DOC LOMBO	8	12.9m	2:00.61	56.99s (0)	28.52s (0)

Finish Position and metres gained from 800m



Trots Sectionals
 Powered by
www.pjdata.com.au
 Home of PJ Trots Analyser



The Racing Queensland Board (trading as Racing Queensland) and provider are not responsible for the completeness or accuracy of any of the information contained herein, and makes no representations about its suitability for any purpose.

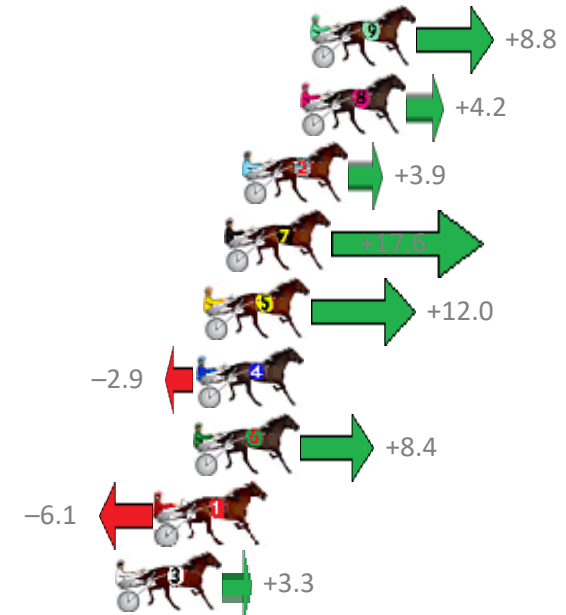
Albion Park Race 6 Distance 2138m

Tuesday, 17 July 2018

Gross Time: 2:36.50 MileRate: 1:57.80 LeadTime: 38.60s First Qtr: 30.40s Second Qtr: 30.00s Third Qtr: 28.40s Fourth Qtr: 29.10s

NoHorse	Plc	Margin	Time	800Time (W)	400 Time (W)
9 REDS JET STAR	1	0.0m	2:36.50	56.87s (0)	28.49s (0)
8 LUCKY VOODOO	2	0.4m	2:36.53	57.20s (0)	28.82s (0)
2 SIR JULIAN	3	2.7m	2:36.70	57.22s (1)	28.85s (1)
7 CHERISH THE MOMENT	4	3.4m	2:36.75	56.24s (1)	28.13s (2)
5 GASMONEY	5	4.2m	2:36.81	56.64s (1)	28.31s (1)
4 DIVAS DELIGHT	6	4.5m	2:36.83	57.71s (1)	29.34s (1)
6 GERONIMO BEAU	7	4.6m	2:36.83	56.90s (0)	28.50s (0)
1 BRING ON LEFTY	8	6.1m	2:36.94	57.94s (0)	29.54s (0)
3 MAJORS BLUE JEAN	9	7.7m	2:37.06	57.26s (1)	28.93s (2)

Finish Position and metres gained from 800m



Trots Sectionals
 Powered by
www.pjdata.com.au
 Home of PJ Trots Analyser




The Racing Queensland Board (trading as Racing Queensland) and provider are not responsible for the completeness or accuracy of any of the information contained herein, and makes no representations about its suitability for any purpose.

Albion Park Race 7 Distance 1660m

Tuesday, 17 July 2018

Gross Time: 1:58.40 MileRate: 1:54.80 LeadTime: 3.50s First Qtr: 28.40s Second Qtr: 29.70s Third Qtr: 28.00s Fourth Qtr: 28.80s

NoHorse	Plc	Margin	Time	800Time (W)	400 Time (W)
8 MUSCLE MACH	1	0.0m	1:58.40	56.12s (0)	28.35s (1)
11 STITCHED UP	2	1.4m	1:58.50	55.75s (0)	28.17s (0)
9 TOM ME GUN	3	3.2m	1:58.63	56.66s (1)	28.89s (1)
2 REAL KNUCKY	4	8.1m	1:58.98	57.02s (0)	29.02s (0)
1 TACT OLLIE	5	13.3m	1:59.36	57.74s (0)	29.76s (0)
4 BLINGITTOHEMAX	6	13.8m	1:59.39	56.00s (1)	28.20s (2)
10 MIGHT AND MAIN	7	15.5m	1:59.52	56.48s (1)	28.39s (1)
5 DOWNAN OUT	8	17.1m	1:59.63	56.51s (0)	28.58s (0)
6 NOVAK	9	17.3m	1:59.65	57.33s (1)	29.15s (2)
3 VILLAGE CRUISER	10	17.5m	1:59.66	56.99s (1)	28.89s (1)
7 THUNDER MAC	11	19.4m	1:59.80	56.29s (0)	28.37s (0)



Trots Sectionals
 Powered by
www.pjdata.com.au
 Home of PJ Trots Analyser



The Racing Queensland Board (trading as Racing Queensland) and provider are not responsible for the completeness or accuracy of any of the information contained herein, and makes no representations about its suitability for any purpose.


Albion Park Race 8 Distance 1660m

Tuesday, 17 July 2018

Gross Time: 2:02.90 MileRate: 1:59.20 LeadTime: 3.50s First Qtr: 29.70s Second Qtr: 30.90s Third Qtr: 30.30s Fourth Qtr: 28.50s

No Horse	Plc	Margin	Time	800Time (W)	400 Time (W)
9 THERESACHANCE	1	0.0m	2:02.90	58.80s (0)	28.50s (0)
5 ARCACHON	2	0.5m	2:02.94	58.53s (0)	28.21s (0)
3 MOTU REAL STYLE	3	3.7m	2:03.16	58.45s (0)	28.12s (0)
1 LONGSHANKS	4	8.8m	2:03.53	58.52s (0)	28.16s (0)
2 ARBIT MAJOR	5	9.5m	2:03.58	58.59s (1)	28.72s (1)
4 TASCOTT LADY	6	12.8m	2:03.81	59.14s (1)	29.31s (1)
12 HE GETS IT	7	15.3m	2:03.99	58.72s (2)	29.28s (2)
10 SLIPASLYGRIN	8	15.8m	2:04.03	58.74s (1)	28.84s (1)
8 HAMMERHOFF	9	16.9m	2:04.10	58.79s (0)	28.56s (1)
6 OSCARS GLORY	10	17.6m	2:04.15	58.51s (2)	29.03s (2)
11 MY ULTIMATE HELL	11	19.1m	2:04.26	58.57s (0)	28.76s (2)

Finish Position and metres gained from 800m



Trots Sectionals
 Powered by
www.pjdata.com.au
 Home of PJ Trots Analyser



The Racing Queensland Board (trading as Racing Queensland) and provider are not responsible for the completeness or accuracy of any of the information contained herein, and makes no representations about its suitability for any purpose.