

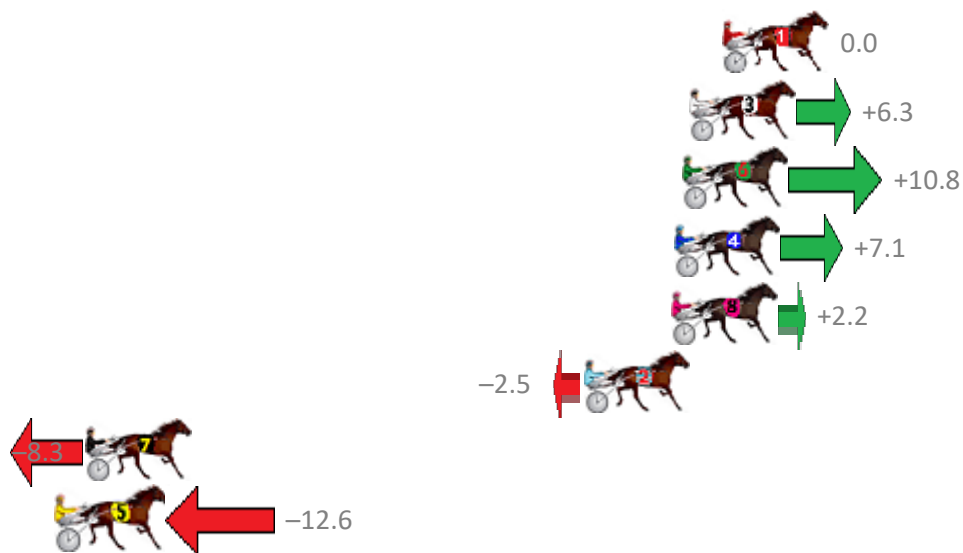
Albion Park Race 1 Distance 2138m

Thursday, 4 October 2018

Gross Time: 2:37.90 MileRate: 1:58.80 LeadTime: 38.90s First Qtr: 31.00s Second Qtr: 31.00s Third Qtr: 28.40s Fourth Qtr: 28.60s

No Horse	Plc	Margin	Time	800Time (W)	400 Time (W)
1 MAHALO	1	0.0m	2:37.90	57.00s (0)	28.60s (0)
3 SNAKES N LADDERS	2	1.3m	2:37.99	56.55s (1)	28.16s (2)
6 SAMMARI	3	1.6m	2:38.01	56.23s (1)	27.83s (2)
4 RUFFALO	4	1.9m	2:38.04	56.49s (0)	28.06s (0)
8 WAVEDANCER	5	2.0m	2:38.04	56.84s (0)	28.39s (0)
2 LYNCHMAN	6	5.5m	2:38.29	57.18s (1)	28.71s (1)
7 CAPTAIN THUNDERBOL	7	25.3m	2:39.71	57.59s (1)	29.15s (2)
5 CHANG	8	26.4m	2:39.79	57.90s (0)	29.34s (0)

Finish Position and metres gained from 800m



Sectionals
Powered by



PJ Harness Analyser
Master harness racing with the power of sectionals
Owners, Trainers and Punters - Check out what's new at www.pjdata.com.au

The Racing Queensland Board (trading as Racing Queensland) and provider are not responsible for the completeness or accuracy of any of the information contained herein, and makes no representations about its suitability for any purpose.

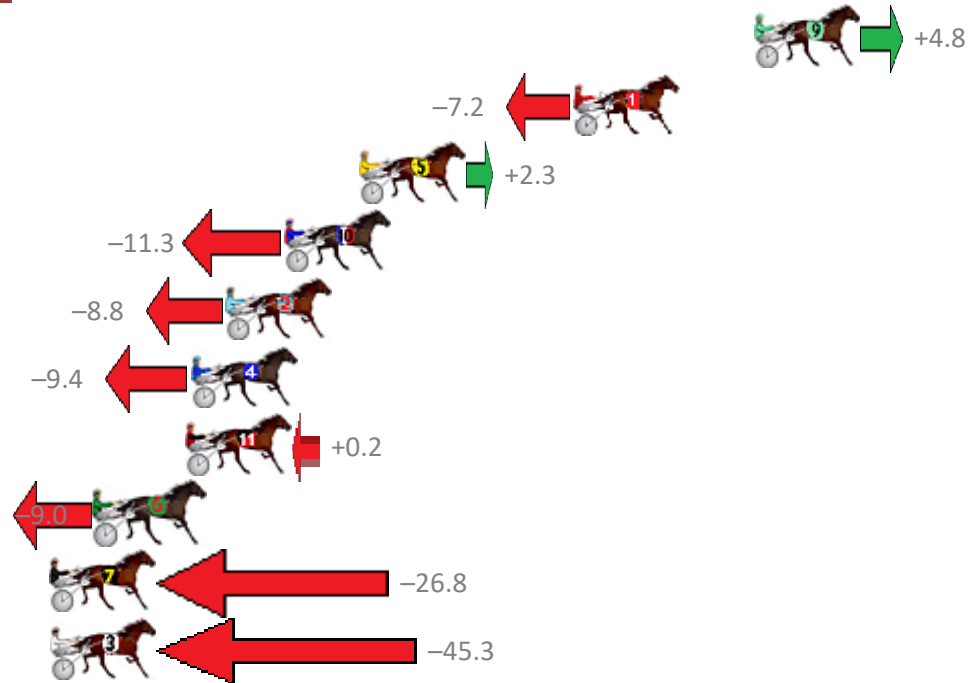
Albion Park Race 2 Distance 1660m

Thursday, 4 October 2018

Gross Time: 2:03.30 MileRate: 1:59.50 LeadTime: 3.70s First Qtr: 29.40s Second Qtr: 31.40s Third Qtr: 30.20s Fourth Qtr: 28.60s

No Horse	Plc	Margin	Time	800Time (W)	400 Time (W)
9 FOR TONY	1	0.0m	2:03.30	58.45s (0)	28.29s (0)
1 KIWI SOLDIER	2	7.2m	2:03.81	59.33s (0)	29.11s (0)
5 POPS CHANGE	3	15.7m	2:04.42	58.63s (1)	28.42s (2)
10 MARTHAS VINEYARD	4	18.7m	2:04.64	59.63s (1)	29.29s (1)
2 OURKYMBEAU	5	21.0m	2:04.80	59.45s (0)	29.37s (0)
4 WHATA STRIDE	6	22.4m	2:04.90	59.49s (1)	29.19s (1)
11 CUTMEARINHALF	7	22.6m	2:04.92	58.79s (1)	28.53s (2)
6 HOT TORQUE INVEGAS	8	26.2m	2:05.17	59.46s (0)	29.40s (0)
7 SAINT MARA	9	29.4m	2:05.40	60.77s (1)	30.39s (1)
3 IRRESISTABLE GABBY	10	145.3m	2:13.69	62.13s (0)	31.12s (0)

Finish Position and metres gained from 800m



Sectionals
Powered by



PJ Harness Analyser
Master harness racing with the power of sectionals
Owners, Trainers and Punters - Check out what's new at www.pjdata.com.au

The Racing Queensland Board (trading as Racing Queensland) and provider are not responsible for the completeness or accuracy of any of the information contained herein, and makes no representations about its suitability for any purpose.

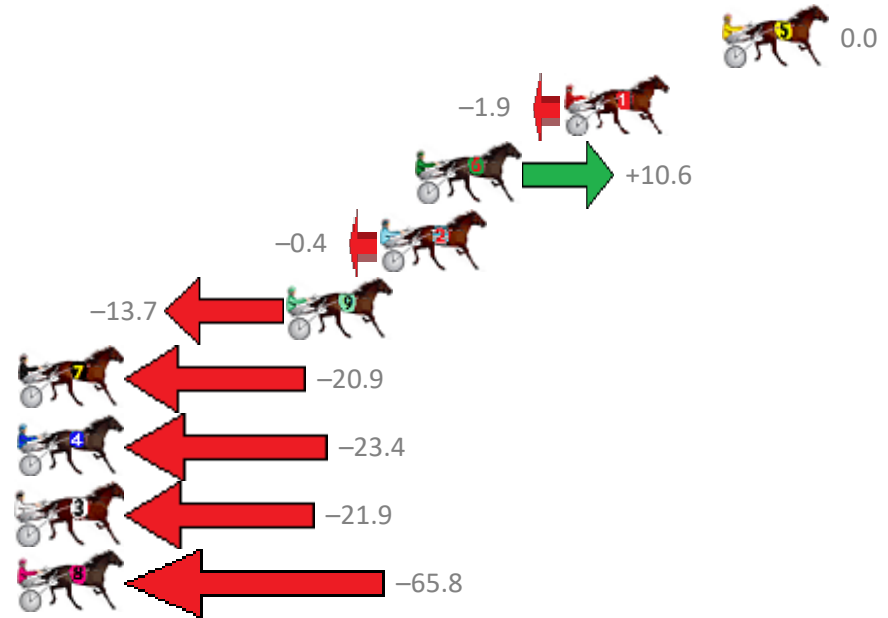
Albion Park Race 3 Distance 2138m

Thursday, 4 October 2018

Gross Time: 2:35.50 MileRate: 1:57.00 LeadTime: 38.20s First Qtr: 30.00s Second Qtr: 30.00s Third Qtr: 28.40s Fourth Qtr: 28.90s

No Horse	Plc	Margin	Time	800Time (W)	400 Time (W)
5 BIG IN AMERICA	1	0.0m	2:35.50	57.30s (0)	28.90s (0)
1 PROJECTILE	2	6.3m	2:35.96	57.44s (0)	28.98s (0)
6 MACH SAM	3	12.2m	2:36.38	56.54s (1)	27.90s (3)
2 WEE JIMMY	4	13.6m	2:36.48	57.33s (1)	28.93s (1)
9 INVITE ONLY	5	17.3m	2:36.75	58.28s (1)	29.88s (1)
7 CAESARS ASTRUM	6	29.7m	2:37.65	58.80s (1)	30.28s (0)
4 NICKY MATTGREGOR	7	38.8m	2:38.30	58.98s (0)	30.33s (1)
3 ONE TO TANGO	8	39.9m	2:38.38	58.87s (1)	30.15s (2)
8 SOPHIES PRIDE	9	76.4m	2:41.02	62.01s (0)	33.06s (0)

Finish Position and metres gained from 800m



Sectionals
Powered by



PJ Harness Analyser
Master harness racing with the power of sectionals
Owners, Trainers and Punters - Check out what's new at www.pjdata.com.au

The Racing Queensland Board (trading as Racing Queensland) and provider are not responsible for the completeness or accuracy of any of the information contained herein, and makes no representations about its suitability for any purpose.

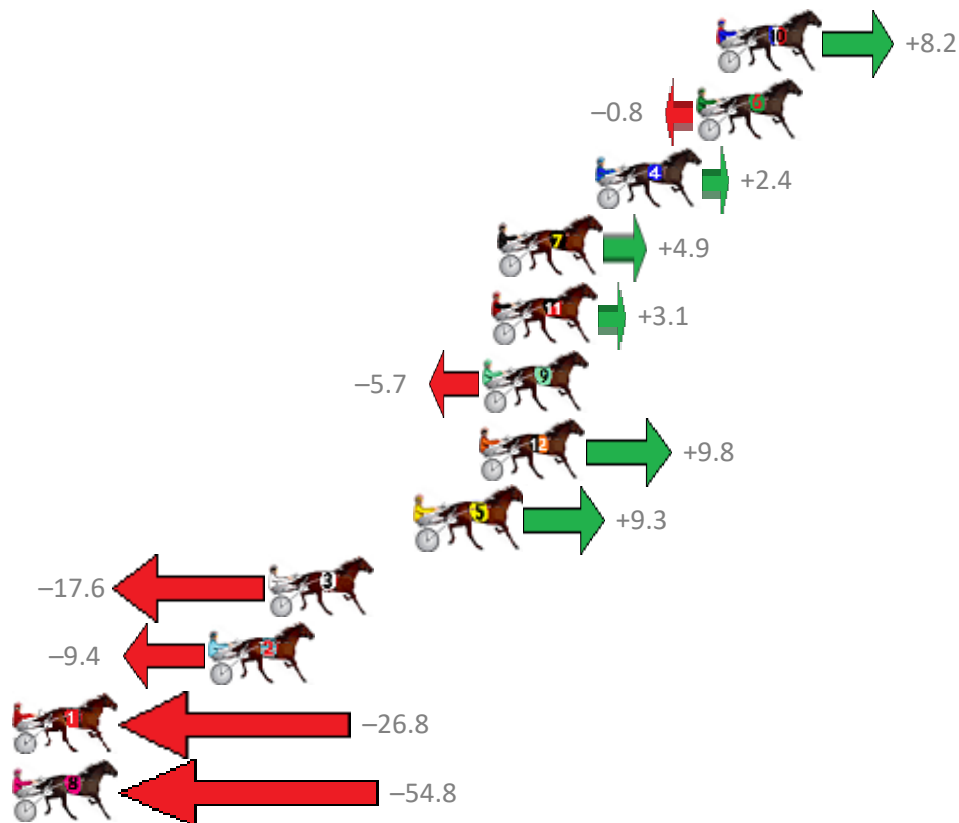
Albion Park Race 4 Distance 2138m

Thursday, 4 October 2018

Gross Time: 2:39.80 MileRate: 2:00.30 LeadTime: 38.30s First Qtr: 31.70s Second Qtr: 30.40s Third Qtr: 29.50s Fourth Qtr: 29.90s

No Horse	Plc	Margin	Time	800Time (W)	400 Time (W)
10 FARRAHFOWLER	1	0.0m	2:39.80	58.79s (2)	29.21s (2)
6 ROCKWITH THEDEVIL	2	0.8m	2:39.86	59.46s (1)	29.96s (1)
4 CHEYENNE WARRIOR	3	4.8m	2:40.16	59.22s (1)	29.81s (1)
7 ROYAL TAZ	4	8.7m	2:40.45	59.04s (2)	29.50s (2)
11 OSCARS GLORY	5	8.9m	2:40.47	59.17s (1)	29.77s (1)
9 JACKS GAMBIT	6	9.3m	2:40.50	59.82s (2)	30.22s (2)
12 JOHNNYCAKE	7	9.4m	2:40.50	58.67s (0)	29.35s (1)
5 LADY ELL AYE	8	11.9m	2:40.69	58.71s (1)	29.41s (2)
3 JULIA MAC	9	17.8m	2:41.13	60.71s (0)	31.07s (0)
2 PRIVATE JUJON	10	20.2m	2:41.31	60.10s (0)	30.50s (0)
1 NOTTELLINYA	11	32.8m	2:42.25	61.39s (0)	31.77s (0)
8 GOTOTHEMOON	12	100.8m	2:47.33	63.47s (0)	32.58s (0)

Finish Position and metres gained from 800m



Sectionals
Powered by



PJ Harness Analyser
Master harness racing with the power of sectionals
Owners, Trainers and Punters - Check out what's new at www.pjdata.com.au

The Racing Queensland Board (trading as Racing Queensland) and provider are not responsible for the completeness or accuracy of any of the information contained herein, and makes no representations about its suitability for any purpose.

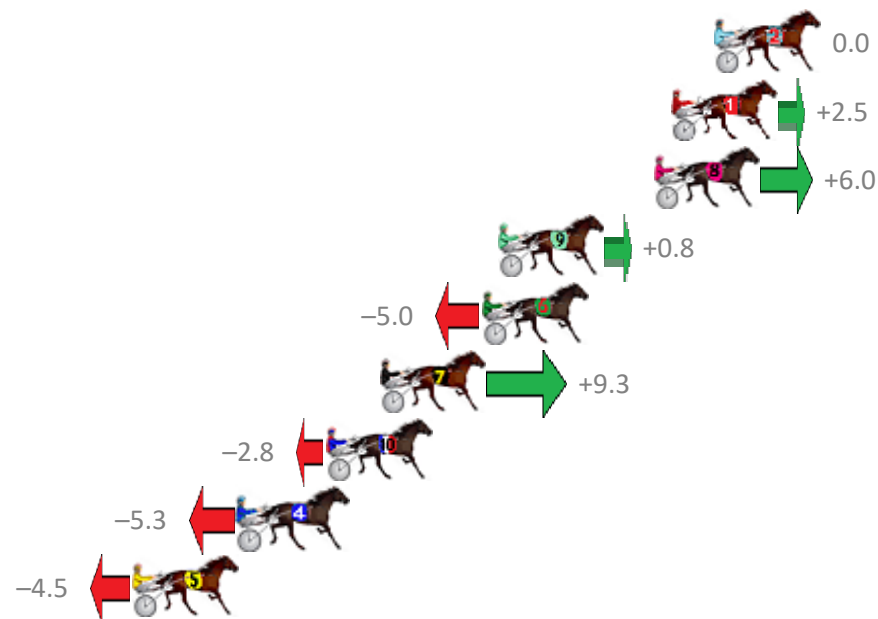
Albion Park Race 5 Distance 1660m

Thursday, 4 October 2018

Gross Time: 2:01.20 MileRate: 1:57.50 LeadTime: 3.50s First Qtr: 28.10s Second Qtr: 32.50s Third Qtr: 29.30s Fourth Qtr: 27.80s

No Horse	Plc	Margin	Time	800Time (W)	400 Time (W)
2 LYNNSANITY	1	0.0m	2:01.20	57.10s (0)	27.80s (0)
1 OUR PEPPERJACK	2	1.7m	2:01.32	56.92s (0)	27.52s (0)
8 DARBY BRIGHTS	3	2.4m	2:01.37	56.67s (0)	27.24s (0)
9 FLASH UNDER FIRE	4	8.6m	2:01.80	57.04s (1)	27.69s (1)
6 ALLNIGHT MLADY	5	9.2m	2:01.84	57.46s (1)	28.04s (1)
7 STEVIE DEE	6	13.3m	2:02.12	56.44s (2)	27.97s (2)
10 GUTS	7	15.4m	2:02.27	57.30s (0)	27.77s (0)
4 ARES	8	18.9m	2:02.51	57.48s (1)	28.02s (2)
5 CAESAR COURT	9	23.1m	2:02.81	57.42s (1)	27.99s (2)

Finish Position and metres gained from 800m



Sectionals
Powered by



PJ Harness Analyser
Master harness racing with the power of sectionals
Owners, Trainers and Punters - Check out what's new at www.pjdata.com.au

The Racing Queensland Board (trading as Racing Queensland) and provider are not responsible for the completeness or accuracy of any of the information contained herein, and makes no representations about its suitability for any purpose.

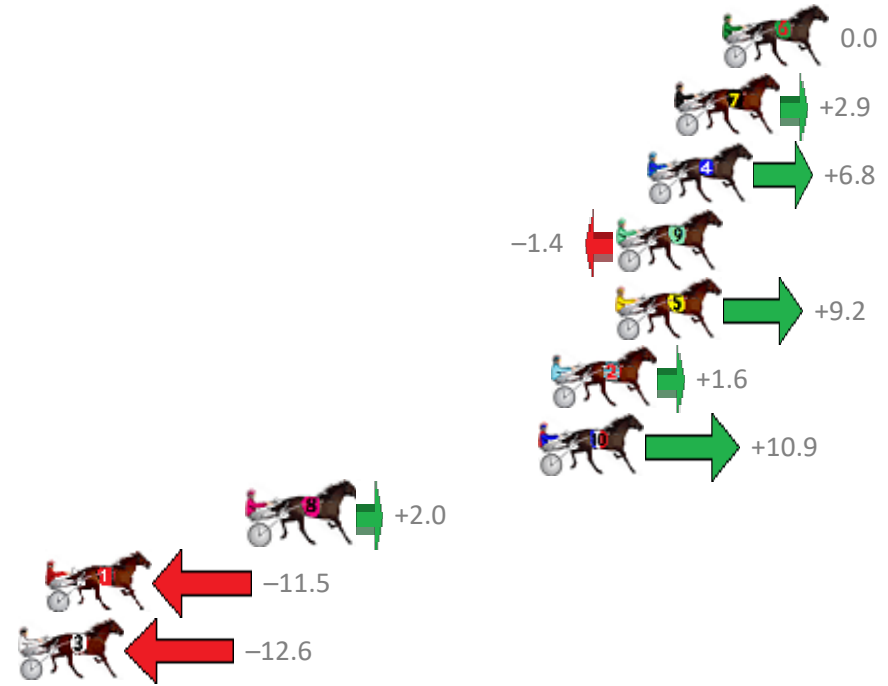
Albion Park Race 6 Distance 1660m

Thursday, 4 October 2018

Gross Time: 2:00.70 MileRate: 1:57.00 LeadTime: 3.40s First Qtr: 28.50s Second Qtr: 30.40s Third Qtr: 29.00s Fourth Qtr: 29.40s

No Horse	Plc	Margin	Time	800Time (W)	400 Time (W)
6 TAP IT IN	1	0.0m	2:00.70	58.40s (0)	29.40s (0)
7 WILLSINTOWN	2	1.9m	2:00.84	58.19s (0)	29.19s (0)
4 PARKLANE LASS	3	3.0m	2:00.92	57.90s (0)	28.83s (0)
9 MALONE	4	4.2m	2:01.01	58.50s (1)	29.55s (1)
5 COAST WARNING	5	4.2m	2:01.01	57.73s (1)	28.99s (2)
2 JENUFLECTION	6	6.8m	2:01.20	58.28s (1)	29.33s (1)
10 MERRYMACH	7	7.3m	2:01.24	57.60s (1)	29.73s (2)
8 CHUMP CHOP	8	18.8m	2:02.08	58.25s (0)	29.47s (1)
1 WILD ABOUT TOWN	9	26.9m	2:02.68	59.24s (0)	29.92s (0)
3 BILLY CLUBFOOT	10	35.6m	2:03.32	59.32s (1)	30.56s (2)

Finish Position and metres gained from 800m



Sectionals
Powered by



PJ Harness Analyser
Master harness racing with the power of sectionals
Owners, Trainers and Punters - Check out what's new at www.pjdata.com.au

The Racing Queensland Board (trading as Racing Queensland) and provider are not responsible for the completeness or accuracy of any of the information contained herein, and makes no representations about its suitability for any purpose.

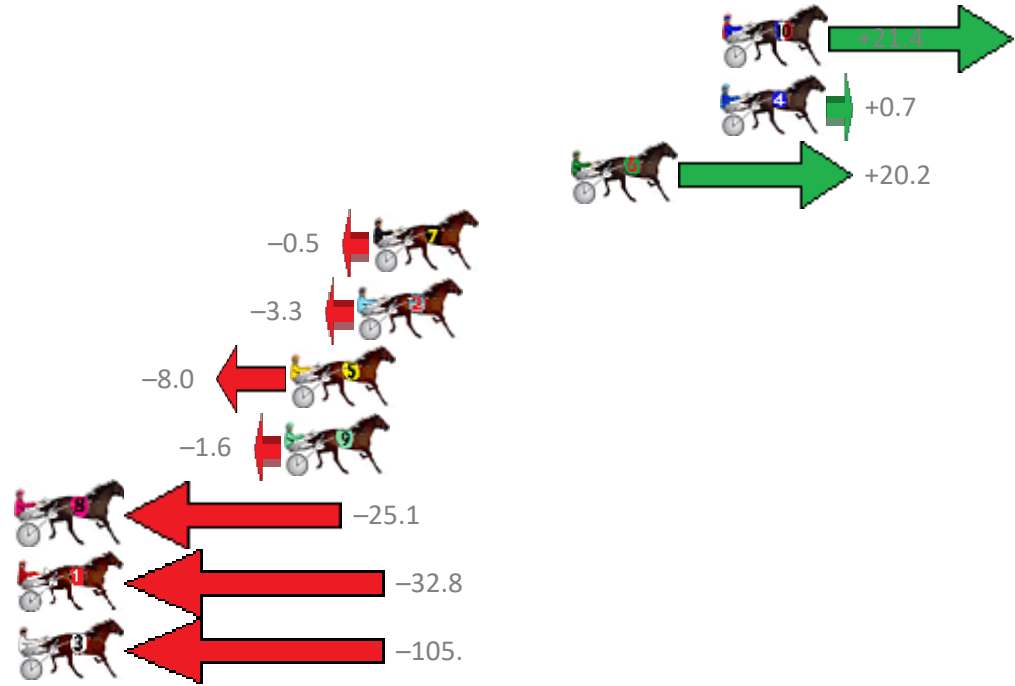
Albion Park Race 7 Distance 1660m

Thursday, 4 October 2018

Gross Time: 2:00.00 MileRate: 1:56.30 LeadTime: 3.70s First Qtr: 28.50s Second Qtr: 29.80s Third Qtr: 29.50s Fourth Qtr: 28.50s

No Horse	Plc	Margin	Time	800Time (W)	400 Time (W)
10 ONE MANS PASS	1	0.0m	2:00.00	56.45s (1)	28.26s (2)
4 BROADWATER	2	0.1m	2:00.01	57.95s (1)	28.51s (1)
6 BIG BEAT	3	6.0m	2:00.43	56.54s (1)	28.22s (2)
7 RED LUCK	4	13.9m	2:00.99	58.04s (0)	28.44s (0)
2 ERNIE BARRASSO	5	14.5m	2:01.03	58.24s (1)	28.36s (2)
5 GLASSCUTTERSPIRIT	6	17.2m	2:01.23	58.58s (0)	28.98s (0)
9 FAMOUS SHOES	7	17.4m	2:01.24	58.12s (1)	29.40s (1)
8 HEAVENS HINT	8	29.7m	2:02.12	59.82s (0)	30.22s (0)
1 HAMMERHOFF	9	32.8m	2:02.34	60.38s (0)	30.75s (0)
3 KEROBOKAN	10	111.6m	2:07.95	65.61s (1)	35.28s (1)

Finish Position and metres gained from 800m



Sectionals
Powered by



PJ Harness Analyser
Master harness racing with the power of sectionals
Owners, Trainers and Punters - Check out what's new at www.pjdata.com.au

The Racing Queensland Board (trading as Racing Queensland) and provider are not responsible for the completeness or accuracy of any of the information contained herein, and makes no representations about its suitability for any purpose.

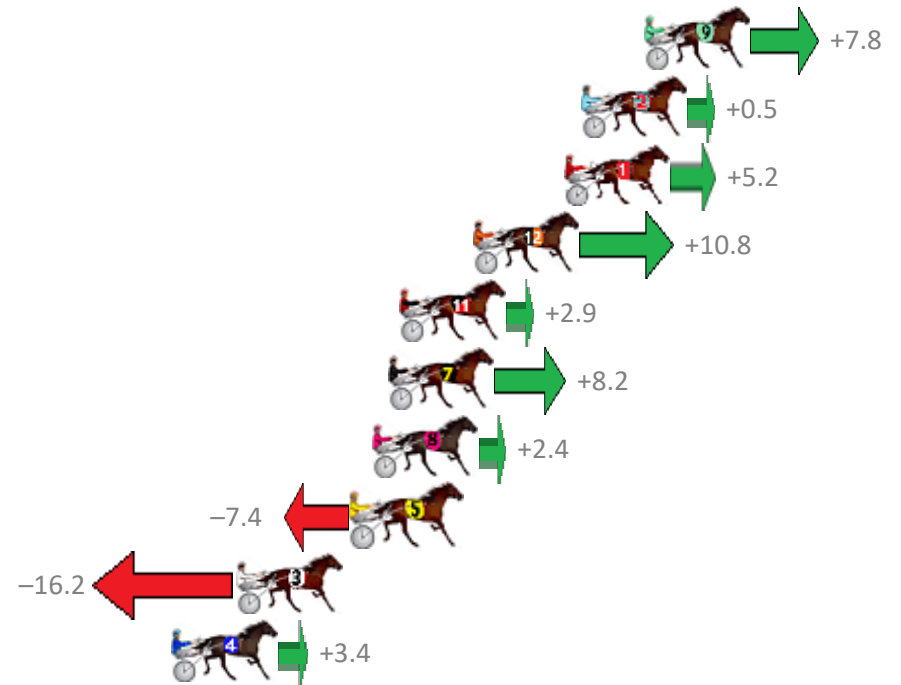
Albion Park Race 8 Distance 1660m

Thursday, 4 October 2018

Gross Time: 1:59.60 MileRate: 1:56.00 LeadTime: 3.40s First Qtr: 27.50s Second Qtr: 30.90s Third Qtr: 29.40s Fourth Qtr: 28.40s

No Horse	Plc	Margin	Time	800Time (W)	400 Time (W)
9 IOWNATURBO	1	0.0m	1:59.60	57.24s (1)	28.19s (2)
2 ROCKNROLL AMBER	2	2.5m	1:59.78	57.76s (1)	28.53s (1)
1 SPEEDIE MCARDLE	3	3.2m	1:59.83	57.42s (0)	28.03s (1)
12 VADER	4	6.8m	2:00.08	57.02s (1)	27.90s (1)
11 CHARLYSE	5	9.7m	2:00.29	57.59s (1)	28.46s (2)
7 SPONDOOLEY	6	10.2m	2:00.32	57.21s (0)	27.85s (0)
8 RIVERLEIGH WILLIAM	7	10.8m	2:00.37	57.63s (0)	28.23s (0)
5 RARING TO GO	8	11.6m	2:00.42	58.33s (0)	28.93s (0)
3 SAMMYSLUCK	9	16.2m	2:00.75	58.97s (0)	29.55s (0)
4 BLACK BELT	10	18.8m	2:00.93	57.55s (1)	28.36s (1)

Finish Position and metres gained from 800m



Sectionals
Powered by



PJ Harness Analyser
Master harness racing with the power of sectionals
Owners, Trainers and Punters - Check out what's new at www.pjdata.com.au

The Racing Queensland Board (trading as Racing Queensland) and provider are not responsible for the completeness or accuracy of any of the information contained herein, and makes no representations about its suitability for any purpose.