

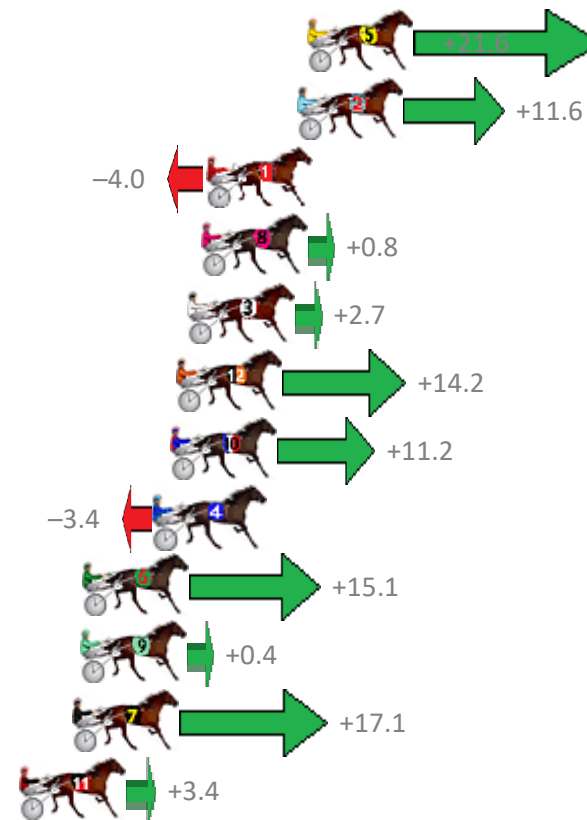
# Albion Park Race 1 Distance 1660m

Saturday, 6 October 2018

Gross Time: 1:57.30 MileRate: 1:53.70 LeadTime: 3.60s First Qtr: 27.30s Second Qtr: 29.30s Third Qtr: 28.30s Fourth Qtr: 28.80s

NoHorse	Plc	Margin	Time	800Time (W)	400 Time (W)
5 WITHALOTOFLUCK	1	0.0m	1:57.30	55.56s (1)	27.98s (2)
2 OUR HI JINX	2	0.4m	1:57.33	56.27s (1)	28.73s (2)
1 GANGSTER BOY	3	4.0m	1:57.59	57.39s (0)	29.09s (0)
8 BODHI TREE	4	4.2m	1:57.60	57.04s (0)	28.79s (0)
3 SPIKE BROMAC	5	4.7m	1:57.64	56.91s (1)	28.75s (1)
12 MARKEY OH MARKEY	6	5.2m	1:57.67	56.09s (0)	28.45s (1)
10 MATCH POINT	7	5.4m	1:57.69	56.30s (1)	28.71s (2)
4 BELLS BEACH HOUSE	8	6.0m	1:57.73	57.34s (1)	29.17s (1)
6 DEVIL DODGER	9	8.9m	1:57.94	56.02s (0)	27.99s (1)
9 REMEMBER THEM	10	9.0m	1:57.95	57.07s (0)	28.79s (0)
7 CHAL FIRE	11	9.3m	1:57.97	55.88s (1)	28.40s (1)
11 BET IM SPECIAL	12	11.4m	1:58.12	56.86s (0)	28.58s (0)

Finish Position and metres gained from 800m



Sectionals  
Powered by



**PJ Harness Analyser**  
Master harness racing with the power of sectionals  
Owners, Trainers and Punters - Check out what's new at [www.pjdata.com.au](http://www.pjdata.com.au)

The Racing Queensland Board (trading as Racing Queensland) and provider are not responsible for the completeness or accuracy of any of the information contained herein, and makes no representations about its suitability for any purpose.

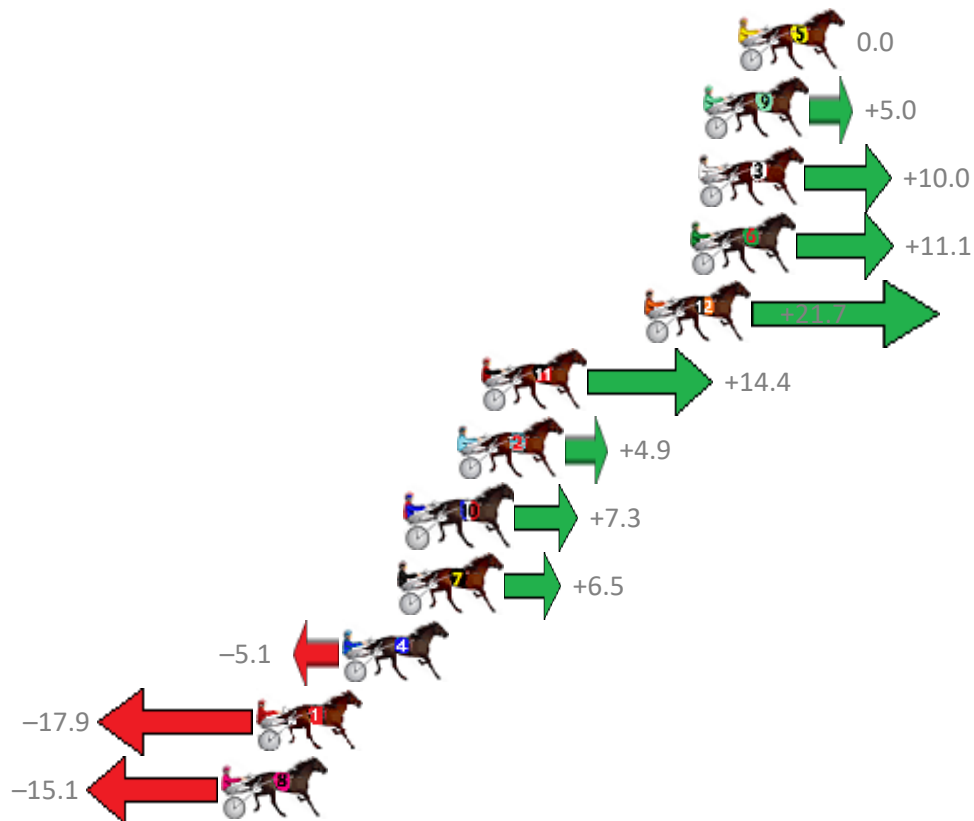
# Albion Park Race 2 Distance 1660m

Saturday, 6 October 2018

Gross Time: 1:58.50 MileRate: 1:54.90 LeadTime: 3.40s First Qtr: 27.50s Second Qtr: 28.90s Third Qtr: 29.00s Fourth Qtr: 29.70s

NoHorse	Plc	Margin	Time	800Time (W)	400 Time (W)
5 CHAPTER ONE	1	0.0m	1:58.50	58.70s (0)	29.70s (0)
9 LONG TERM FELLA	2	1.4m	1:58.60	58.33s (0)	29.40s (0)
3 DRIVE THE DREAM	3	1.6m	1:58.62	57.97s (0)	29.09s (0)
6 THE IDES OF MARCH	4	1.9m	1:58.64	57.89s (2)	29.47s (2)
12 LIKEALLOFUS	5	3.7m	1:58.77	57.11s (0)	28.85s (0)
11 BATTLE BORN	6	10.2m	1:59.26	57.64s (2)	29.34s (3)
2 ANNIKA MAGIC	7	11.1m	1:59.32	58.34s (1)	29.19s (2)
10 JERRYS JET	8	13.1m	1:59.47	58.16s (1)	29.19s (3)
7 LEXUS ON THE BEACH	9	13.5m	1:59.50	58.22s (2)	29.92s (3)
4 JESSICA AMBER	10	15.7m	1:59.67	59.07s (1)	29.87s (1)
1 MISS KENNY	11	19.1m	1:59.92	60.01s (1)	30.73s (1)
8 ALWAYS MY MATE	12	20.5m	2:00.02	59.81s (1)	30.48s (2)

Finish Position and metres gained from 800m



Sectionals  
Powered by



**PJ Harness Analyser**  
Master harness racing with the power of sectionals  
Owners, Trainers and Punters - Check out what's new at [www.pjdata.com.au](http://www.pjdata.com.au)

The Racing Queensland Board (trading as Racing Queensland) and provider are not responsible for the completeness or accuracy of any of the information contained herein, and makes no representations about its suitability for any purpose.

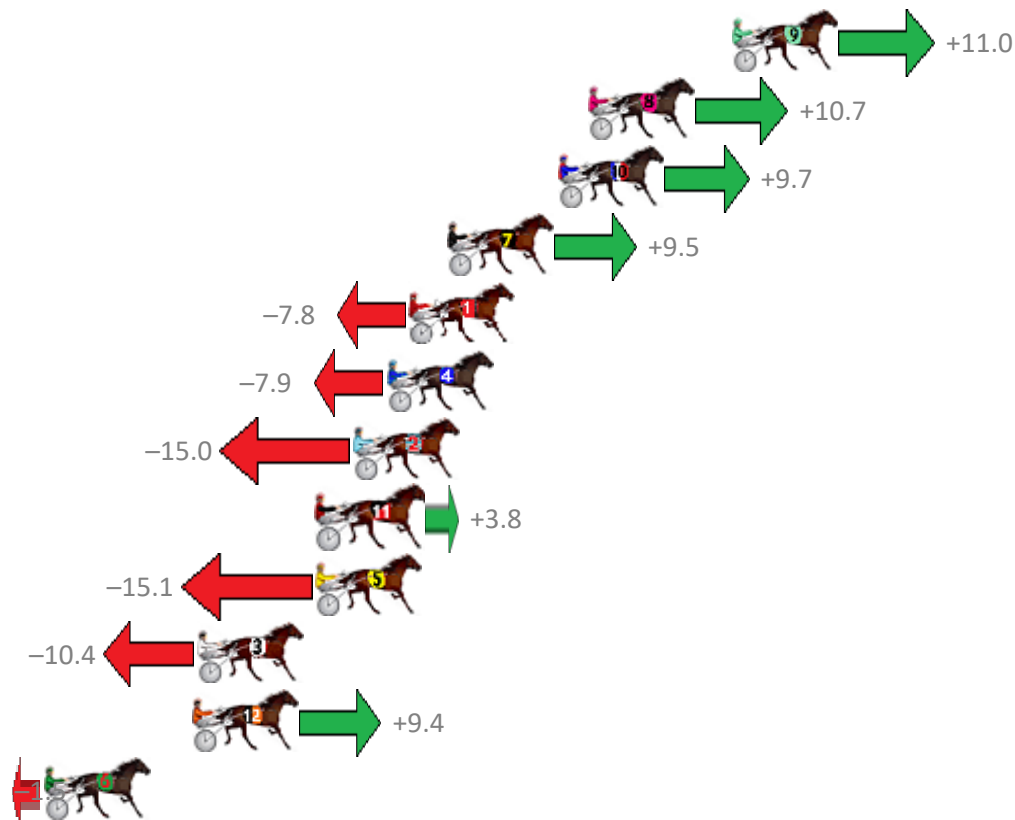
# Albion Park Race 3 Distance 2138m

Saturday, 6 October 2018

Gross Time: 2:36.20 MileRate: 1:57.60 LeadTime: 38.20s First Qtr: 30.30s Second Qtr: 29.60s Third Qtr: 28.80s Fourth Qtr: 29.30s

NoHorse	Plc	Margin	Time	800Time (W)	400 Time (W)
9 WHISKEY BLAZE	1	0.0m	2:36.20	57.30s (1)	29.23s (2)
8 VETTEL	2	5.7m	2:36.62	57.32s (2)	29.31s (2)
10 SIR JULIAN	3	6.9m	2:36.71	57.40s (1)	29.13s (1)
7 BEAU CISHLOM	4	11.3m	2:37.03	57.41s (2)	29.41s (2)
1 SUBTLE DELIGHT	5	12.8m	2:37.14	58.67s (0)	29.75s (0)
4 TOP FLIGHT CRUIZE	6	13.7m	2:37.20	58.67s (1)	30.00s (1)
2 JACKS AT THE BEACH	7	15.0m	2:37.30	59.19s (0)	30.30s (0)
11 HOT DOGMA	8	16.4m	2:37.40	57.82s (0)	29.37s (2)
5 SOHO SHANGHAI	9	16.5m	2:37.41	59.20s (1)	30.51s (1)
3 TACT OLLIE	10	21.2m	2:37.75	58.86s (0)	30.03s (0)
12 MY ULTIMATE FELLA	11	21.4m	2:37.77	57.42s (1)	28.92s (2)
6 OLIVER WINKLE	12	27.3m	2:38.20	58.21s (2)	29.76s (1)

Finish Position and metres gained from 800m



Sectionals  
Powered by



**PJ Harness Analyser**  
Master harness racing with the power of sectionals  
Owners, Trainers and Punters - Check out what's new at [www.pjdata.com.au](http://www.pjdata.com.au)

The Racing Queensland Board (trading as Racing Queensland) and provider are not responsible for the completeness or accuracy of any of the information contained herein, and makes no representations about its suitability for any purpose.