


# Albion Park Race 1 Distance 1660m

Saturday, 19 January 2019

Gross Time: 1:57.50 MileRate: 1:53.90 LeadTime: 3.40s First Qtr: 26.80s Second Qtr: 30.90s Third Qtr: 28.50s Fourth Qtr: 27.90s

No Horse	Plc	Margin	Time	800Time (W)	400 Time (W)
9 COLD IDEAL	1	0.0m	1:57.50	55.93s (1)	27.31s (1)
11 SIR JULIAN	2	3.6m	1:57.75	55.98s (0)	27.41s (0)
4 WITHALOTOFLUCK	3	4.7m	1:57.83	56.56s (1)	27.93s (1)
8 CLARKEY	4	5.6m	1:57.89	56.03s (1)	27.38s (1)
6 ITS JUST KENNY	5	6.7m	1:57.97	56.42s (2)	27.82s (2)
3 SPARKLING COLLECT	6	6.7m	1:57.97	56.51s (0)	28.07s (0)
7 REMEMBER THEM	7	8.3m	1:58.08	56.01s (0)	27.38s (0)
10 MANDY KRIDEN	8	11.7m	1:58.32	56.15s (1)	27.50s (1)
2 BRYCE COOPER	9	12.7m	1:58.39	57.30s (0)	28.79s (0)
12 KOTARE YORK	10	15.7m	1:58.60	56.48s (2)	27.80s (2)
5 MAJESTIC MAJOR	11	15.9m	1:58.61	56.79s (2)	28.13s (2)

Finish Position and metres gained from 800m



Sectionals  
Powered by



**PJ Harness Analyser**  
Master harness racing with the power of sectionals  
Owners, Trainers and Punters - Check out what's new at [www.pjdata.com.au](http://www.pjdata.com.au)

The Racing Queensland Board (trading as Racing Queensland) and provider are not responsible for the completeness or accuracy of any of the information contained herein, and makes no representations about its suitability for any purpose.

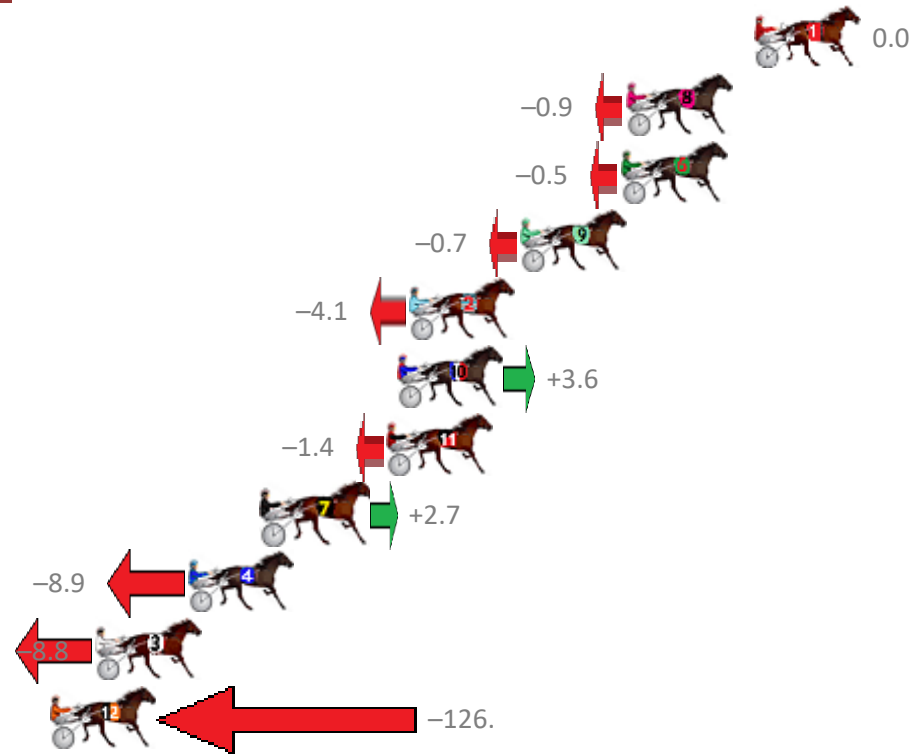
# Albion Park Race 2 Distance 1660m

Saturday, 19 January 2019

Gross Time: 1:59.10 MileRate: 1:55.50 LeadTime: 3.30s First Qtr: 27.20s Second Qtr: 32.50s Third Qtr: 28.60s Fourth Qtr: 27.50s

No Horse	Plc	Margin	Time	800Time (W)	400 Time (W)
1 TED WEST	1	0.0m	1:59.10	56.10s (0)	27.50s (0)
8 LYNN SANITY	2	5.1m	1:59.45	56.16s (0)	27.56s (0)
6 THE BOYS GNP	3	5.3m	1:59.46	56.14s (1)	27.59s (1)
9 KURAHAUPO GAMBLER	4	9.3m	1:59.74	56.15s (0)	27.53s (0)
2 MONIVAE	5	13.7m	2:00.04	56.39s (1)	27.84s (1)
10 MR MEDDLE	6	14.2m	2:00.08	55.85s (1)	28.06s (2)
11 NIKALONG HENRY	7	14.6m	2:00.10	56.20s (0)	27.58s (0)
7 BACK PAGE NEWS	8	19.5m	2:00.44	55.91s (1)	27.99s (2)
4 FIERY BLUE CHIP	9	22.5m	2:00.65	56.72s (1)	28.14s (1)
3 GUTS	10	26.2m	2:00.90	56.72s (0)	28.08s (0)
12 SURFACE TO AIR	11	226.1m	2:14.64	64.94s (0)	32.73s (0)

Finish Position and metres gained from 800m



Sectionals  
Powered by



**PJ Harness Analyser**  
Master harness racing with the power of sectionals  
Owners, Trainers and Punters - Check out what's new at [www.pjdata.com.au](http://www.pjdata.com.au)

The Racing Queensland Board (trading as Racing Queensland) and provider are not responsible for the completeness or accuracy of any of the information contained herein, and makes no representations about its suitability for any purpose.

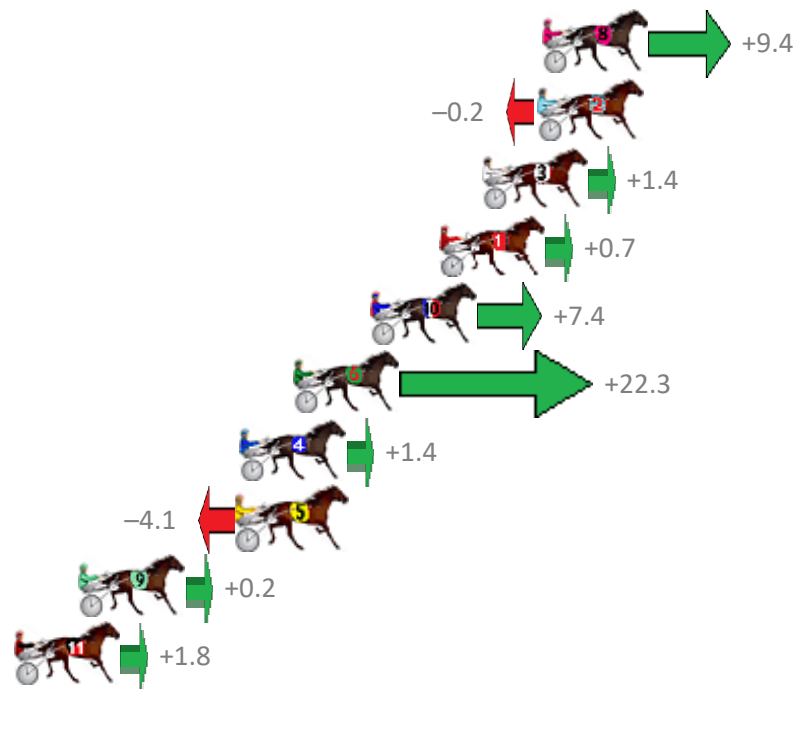
# Albion Park Race 3 Distance 1660m

Saturday, 19 January 2019

Gross Time: 1:57.20 MileRate: 1:53.60 LeadTime: 3.50s First Qtr: 28.10s Second Qtr: 30.40s Third Qtr: 27.50s Fourth Qtr: 27.70s

No Horse	Plc	Margin	Time	800Time (W)	400 Time (W)
8 MAKOA	1	0.0m	1:57.20	54.55s (0)	26.97s (0)
2 SPIKE BROMAC	2	0.2m	1:57.21	55.21s (0)	27.71s (0)
3 ARGYLE BEACH	3	2.4m	1:57.37	55.10s (1)	27.60s (1)
1 CANKICKATARGET	4	4.1m	1:57.48	55.15s (0)	27.64s (0)
10 WATTLEBANK FLYER	5	6.8m	1:57.67	54.69s (0)	27.08s (0)
6 IMTHE GOLDEN CHILD	6	9.9m	1:57.89	53.66s (1)	26.90s (0)
4 GASMONKEY	7	12.0m	1:58.03	55.10s (1)	27.40s (1)
5 WEEDONS EXPRESS	8	12.1m	1:58.04	55.48s (1)	27.85s (1)
9 THE HARLEM HAMMER	9	18.4m	1:58.47	55.19s (1)	27.52s (1)
11 IMA SEA STORM	10	21.0m	1:58.65	55.08s (1)	27.40s (1)
7 CORPORAL LUNA	11	28.6m	1:59.18	55.27s (1)	27.56s (1)

Finish Position and metres gained from 800m



Sectionals  
Powered by



**PJ Harness Analyser**  
Master harness racing with the power of sectionals  
Owners, Trainers and Punters - Check out what's new at [www.pjdata.com.au](http://www.pjdata.com.au)

The Racing Queensland Board (trading as Racing Queensland) and provider are not responsible for the completeness or accuracy of any of the information contained herein, and makes no representations about its suitability for any purpose.

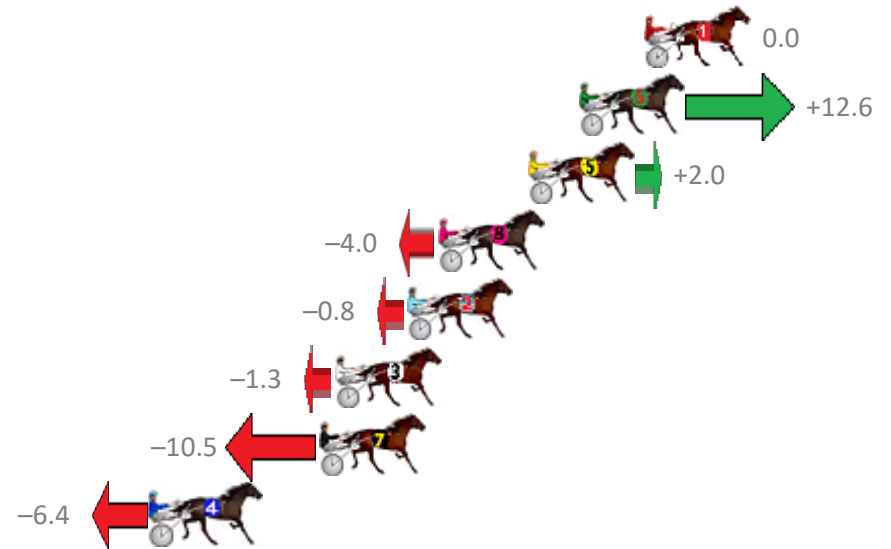
# Albion Park Race 4 Distance 2138m

Saturday, 19 January 2019

Gross Time: 2:35.80 MileRate: 1:57.30 LeadTime: 39.00s First Qtr: 30.40s Second Qtr: 30.40s Third Qtr: 28.30s Fourth Qtr: 27.70s

No Horse	Plc	Margin	Time	800Time (W)	400 Time (W)
1 TIWANAKU	1	0.0m	2:35.80	56.00s (0)	27.70s (0)
6 IMA TOP TYCOON	2	2.6m	2:35.98	55.12s (1)	26.86s (2)
5 JUMPING JOLT	3	4.6m	2:36.12	55.86s (1)	27.62s (1)
8 RIVERLEIGH WILLIAM	4	8.2m	2:36.37	56.28s (0)	27.94s (0)
2 ROWDYS ACE	5	9.4m	2:36.45	56.06s (0)	27.70s (0)
3 MIDNIGHT BENDER	6	12.3m	2:36.65	56.09s (1)	27.83s (2)
7 ONE WISE MAN	7	12.9m	2:36.69	56.74s (1)	28.51s (1)
4 RIVERLEIGH JEFF	8	19.6m	2:37.16	56.45s (0)	28.03s (0)

Finish Position and metres gained from 800m



Sectionals  
Powered by



**PJ Harness Analyser**  
Master harness racing with the power of sectionals  
Owners, Trainers and Punters - Check out what's new at [www.pjdata.com.au](http://www.pjdata.com.au)

The Racing Queensland Board (trading as Racing Queensland) and provider are not responsible for the completeness or accuracy of any of the information contained herein, and makes no representations about its suitability for any purpose.

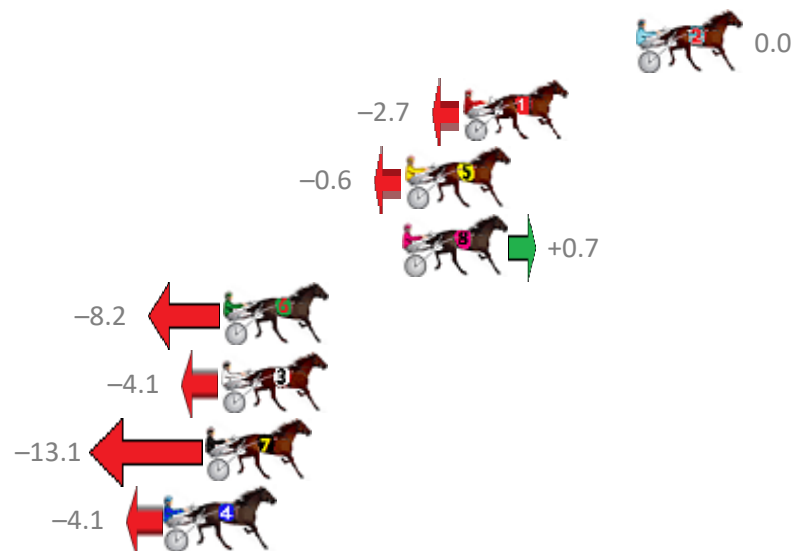
# Albion Park Race 5 Distance 2138m

Saturday, 19 January 2019

Gross Time: 2:35.40 MileRate: 1:57.00 LeadTime: 38.40s First Qtr: 30.60s Second Qtr: 30.30s Third Qtr: 28.40s Fourth Qtr: 27.70s

No Horse	Plc	Margin	Time	800Time (W)	400 Time (W)
2 SHARDS HALO	1	0.0m	2:35.40	56.10s (0)	27.70s (0)
1 NOVENA ROSE	2	6.9m	2:35.88	56.29s (0)	27.82s (0)
5 COMIGAL	3	9.2m	2:36.04	56.14s (0)	27.66s (0)
8 ZARAS DELIGHT	4	9.3m	2:36.04	56.05s (2)	28.23s (2)
6 ANNIKA MAGIC	5	16.4m	2:36.54	56.68s (1)	28.31s (1)
3 THE MUSE	6	16.5m	2:36.54	56.39s (1)	28.03s (2)
7 NERIO	7	17.1m	2:36.58	57.02s (1)	28.79s (1)
4 SWEET AS	8	18.7m	2:36.69	56.39s (2)	28.58s (2)

Finish Position and metres gained from 800m



Sectionals  
Powered by



**PJ Harness Analyser**  
Master harness racing with the power of sectionals  
Owners, Trainers and Punters - Check out what's new at [www.pjdata.com.au](http://www.pjdata.com.au)

The Racing Queensland Board (trading as Racing Queensland) and provider are not responsible for the completeness or accuracy of any of the information contained herein, and makes no representations about its suitability for any purpose.

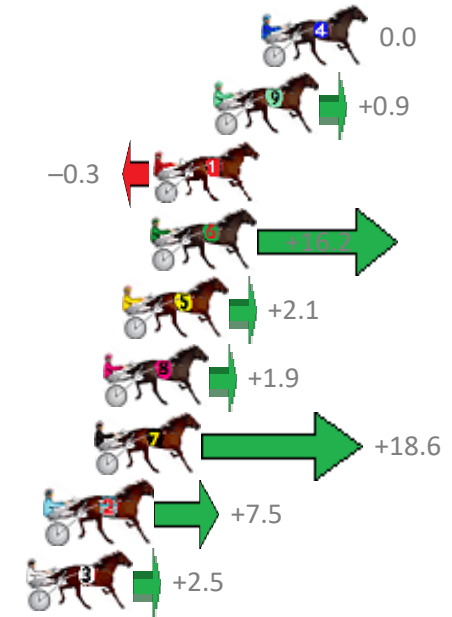
# Albion Park Race 6 Distance 1660m

Saturday, 19 January 2019

Gross Time: 1:56.50 MileRate: 1:52.90 LeadTime: 3.50s First Qtr: 28.10s Second Qtr: 30.20s Third Qtr: 27.60s Fourth Qtr: 27.10s

No Horse	Plc	Margin	Time	800Time (W)	400 Time (W)
4 MACH ALERT	1	0.0m	1:56.50	54.70s (0)	27.10s (0)
9 GLENFERRIE HOOD	2	1.9m	1:56.63	54.64s (1)	27.04s (1)
1 THE SPACE INVADER	3	4.3m	1:56.79	54.72s (0)	27.04s (0)
6 COLT THIRTY ONE	4	4.4m	1:56.80	53.59s (1)	26.35s (2)
5 BODHI TREE	5	5.5m	1:56.87	54.56s (1)	26.98s (1)
8 SMOOTH SHOWGIRL	6	6.3m	1:56.93	54.57s (0)	26.82s (0)
7 FRANKIE ROCKS	7	6.6m	1:56.95	53.43s (1)	26.15s (2)
2 OUR MILLWOOD MAIZI	8	8.5m	1:57.08	54.19s (1)	26.66s (0)
3 GANGSTER BOY	9	9.3m	1:57.13	54.53s (1)	26.80s (1)

## Finish Position and metres gained from 800m



Sectionals  
Powered by



**PJ Harness Analyser**  
Master harness racing with the power of sectionals  
Owners, Trainers and Punters - Check out what's new at [www.pjdata.com.au](http://www.pjdata.com.au)

The Racing Queensland Board (trading as Racing Queensland) and provider are not responsible for the completeness or accuracy of any of the information contained herein, and makes no representations about its suitability for any purpose.

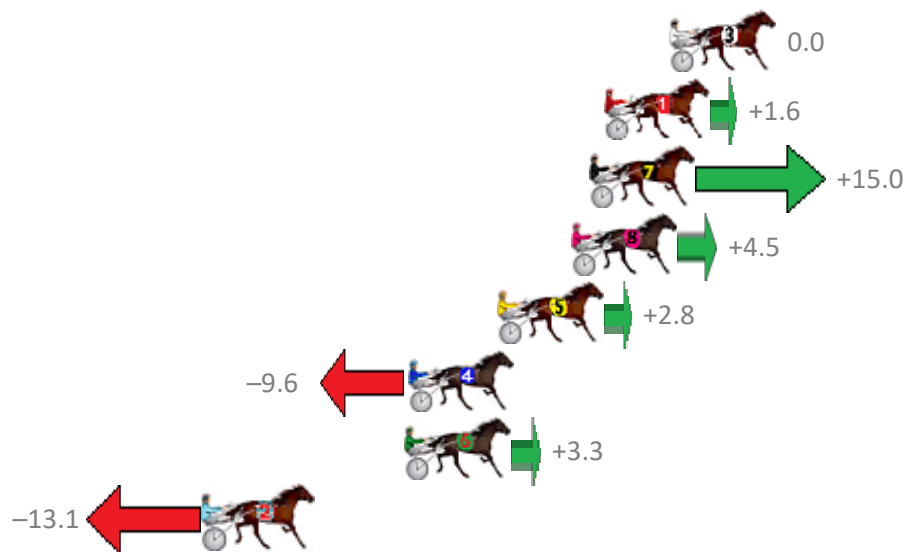
# Albion Park Race 7 Distance 1660m

Saturday, 19 January 2019

Gross Time: 1:59.20 MileRate: 1:55.60 LeadTime: 3.40s First Qtr: 28.30s Second Qtr: 30.90s Third Qtr: 28.80s Fourth Qtr: 27.80s

No Horse	Plc	Margin	Time	800Time (W)	400 Time (W)
3 LISA LINCOLN	1	0.0m	1:59.20	56.60s (0)	27.80s (0)
1 CALL ME YOURS	2	2.6m	1:59.38	56.49s (0)	27.67s (0)
7 JOSSIE JAMES	3	3.2m	1:59.42	55.54s (1)	26.77s (2)
8 MIGHT AND MAIN	4	3.9m	1:59.47	56.28s (0)	27.46s (0)
5 CHARLYSE	5	6.8m	1:59.67	56.40s (1)	27.36s (0)
4 KOTARE KASAI	6	10.4m	1:59.92	57.28s (1)	28.26s (1)
6 STEVIE DEE	7	10.5m	1:59.93	56.37s (1)	27.58s (2)
2 SWAFFHAM WATER	8	18.5m	2:00.49	57.53s (1)	28.45s (1)

Finish Position and metres gained from 800m



Sectionals  
Powered by



**PJ Harness Analyser**  
Master harness racing with the power of sectionals  
Owners, Trainers and Punters - Check out what's new at [www.pjdata.com.au](http://www.pjdata.com.au)

The Racing Queensland Board (trading as Racing Queensland) and provider are not responsible for the completeness or accuracy of any of the information contained herein, and makes no representations about its suitability for any purpose.

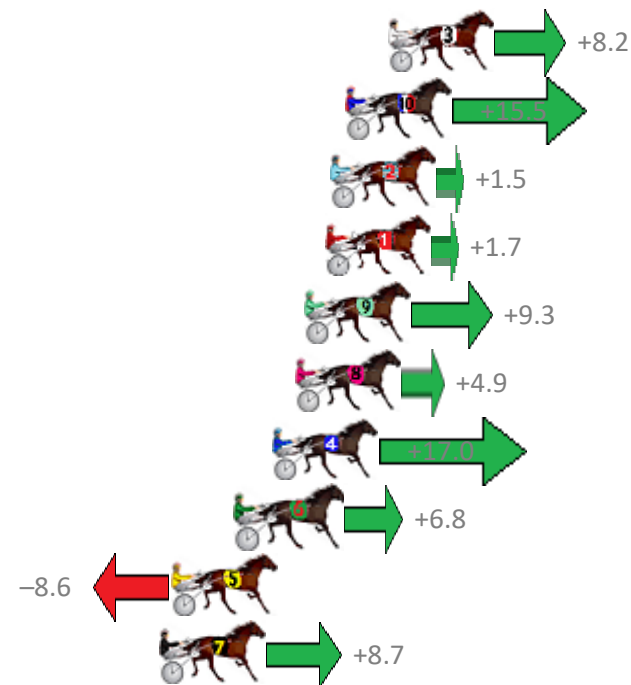
# Albion Park Race 8 Distance 1660m

Saturday, 19 January 2019

Gross Time: 1:59.00 MileRate: 1:55.40 LeadTime: 3.40s First Qtr: 27.50s Second Qtr: 30.60s Third Qtr: 28.80s Fourth Qtr: 28.70s

No Horse	Plc	Margin	Time	800Time (W)	400 Time (W)
3 PATERNITY SUIT	1	0.0m	1:59.00	56.91s (1)	28.20s (2)
10 LENNY THE LEGEND	2	1.7m	1:59.12	56.39s (1)	27.70s (2)
2 BELLS BEACH HOUSE	3	2.3m	1:59.17	57.39s (1)	28.64s (1)
1 EVERYTHING	4	2.5m	1:59.18	57.38s (0)	28.56s (0)
9 LUCIFERS LEGEND	5	3.3m	1:59.24	56.83s (1)	28.15s (2)
8 WITH AUTHORITY	6	3.7m	1:59.27	57.15s (0)	28.35s (0)
4 DAYS END	7	4.6m	1:59.33	56.28s (1)	27.60s (2)
6 HE GETS IT	8	6.0m	1:59.43	57.01s (0)	28.18s (0)
5 CLASSY GUY	9	8.6m	1:59.62	58.12s (0)	29.32s (0)
7 ILLAWONG DREAMTIM	10	9.1m	1:59.65	56.87s (0)	28.26s (1)

Finish Position and metres gained from 800m



Sectionals  
Powered by



**PJ Harness Analyser**  
Master harness racing with the power of sectionals  
Owners, Trainers and Punters - Check out what's new at [www.pjdata.com.au](http://www.pjdata.com.au)

The Racing Queensland Board (trading as Racing Queensland) and provider are not responsible for the completeness or accuracy of any of the information contained herein, and makes no representations about its suitability for any purpose.




# Albion Park Race 9 Distance 2138m

Saturday, 19 January 2019

Gross Time: 2:40.60 MileRate: 2:00.30 LeadTime: 40.80s First Qtr: 31.40s Second Qtr: 30.60s Third Qtr: 29.20s Fourth Qtr: 28.60s

No Horse	Plc	Margin	Time	800Time (W)	400 Time (W)
8 MISTER GUNSEN	1	0.0m	2:40.60	57.80s (0)	28.60s (0)
3 NEEDLE	2	0.1m	2:40.61	57.52s (1)	28.42s (1)
1 LANSBURY	3	6.6m	2:41.07	57.96s (0)	28.71s (0)
6 QUIETLY SPOKEN	4	9.7m	2:41.29	57.82s (1)	28.72s (1)
7 ASTRAL RULER	5	14.7m	2:41.65	57.81s (1)	28.74s (1)
4 SCORCHED	6	16.8m	2:41.80	58.18s (0)	28.99s (0)
5 NORTHERN MUSCLE	7	56.3m	2:44.63	59.48s (0)	29.98s (0)
2 SOUTHERN ALPS	8	206.8m	2:55.39	65.52s (0)	33.38s (0)

Finish Position and metres gained from 800m



Sectionals  
Powered by



**PJ Harness Analyser**  
Master harness racing with the power of sectionals  
Owners, Trainers and Punters - Check out what's new at [www.pjdata.com.au](http://www.pjdata.com.au)

The Racing Queensland Board (trading as Racing Queensland) and provider are not responsible for the completeness or accuracy of any of the information contained herein, and makes no representations about its suitability for any purpose.

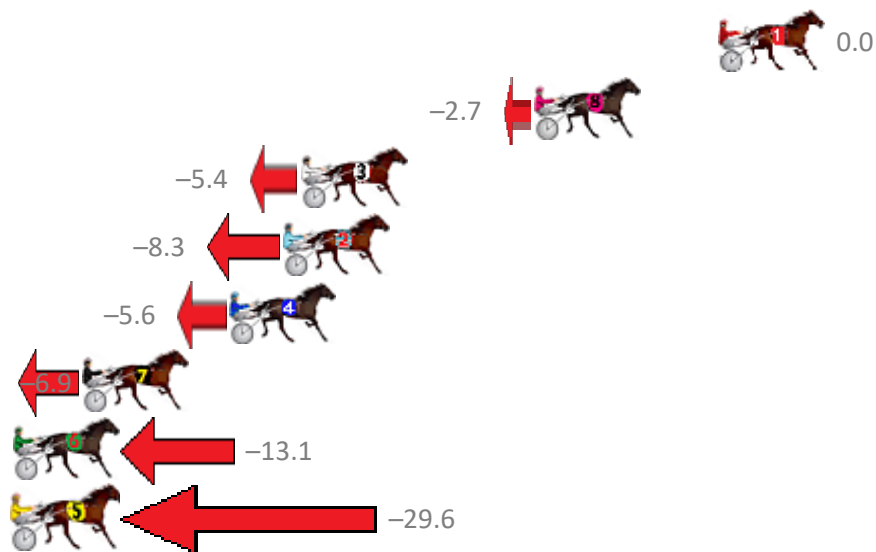
# Albion Park Race 10 Distance 2138m

Saturday, 19 January 2019

Gross Time: 2:33.40 MileRate: 1:55.50 LeadTime: 39.20s First Qtr: 30.10s Second Qtr: 29.00s Third Qtr: 27.70s Fourth Qtr: 27.40s

No Horse	Plc	Margin	Time	800Time (W)	400 Time (W)
1 MARETTI	1	0.0m	2:33.40	55.10s (0)	27.40s (0)
8 OUR MAJOR DAY	2	7.3m	2:33.90	55.29s (0)	27.56s (0)
3 TOMEARA	3	16.6m	2:34.54	55.47s (1)	28.06s (1)
2 SKYFELLA CAM	4	17.3m	2:34.59	55.67s (0)	27.94s (0)
4 MACHEASY	5	19.4m	2:34.73	55.49s (0)	27.76s (0)
7 CROWNING GLORY	6	25.3m	2:35.13	55.58s (0)	27.85s (0)
6 GOTTA GOOD REASON	7	28.9m	2:35.38	56.00s (1)	28.38s (2)
5 OYSTER STRIDE	8	36.6m	2:35.91	57.14s (1)	28.92s (1)

Finish Position and metres gained from 800m



Sectionals  
Powered by



**PJ Harness Analyser**  
Master harness racing with the power of sectionals  
Owners, Trainers and Punters - Check out what's new at [www.pjdata.com.au](http://www.pjdata.com.au)

The Racing Queensland Board (trading as Racing Queensland) and provider are not responsible for the completeness or accuracy of any of the information contained herein, and makes no representations about its suitability for any purpose.