

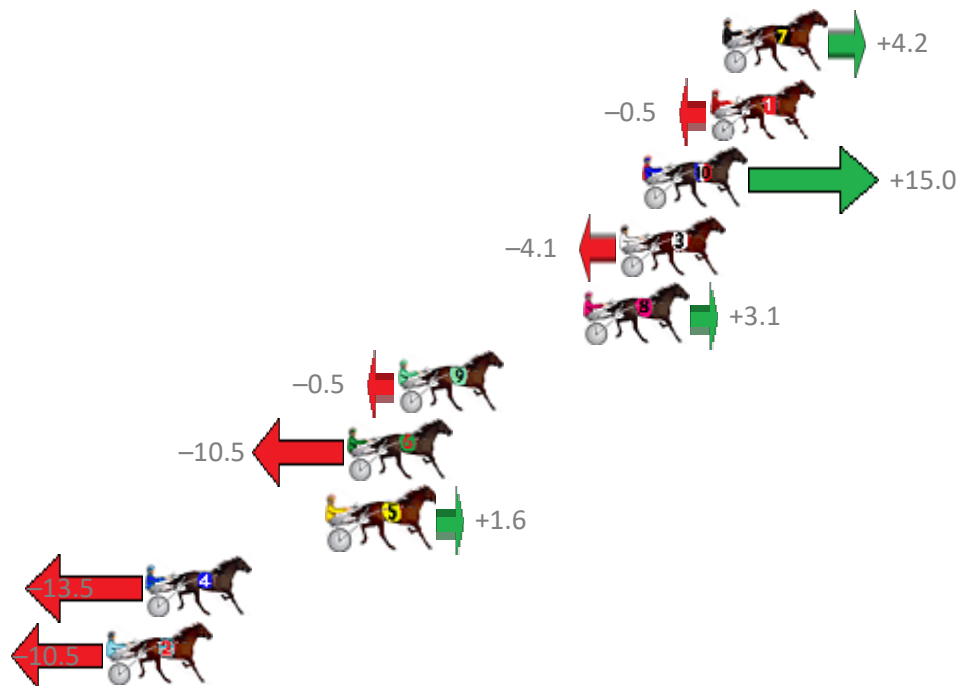
Redcliffe Race 1 Distance 1780m

Wednesday, 20 March 2019

Gross Time: 2:12.30 MileRate: 1:59.60 LeadTime: 11.30s First Qtr: 31.70s Second Qtr: 31.40s Third Qtr: 29.60s Fourth Qtr: 28.30s

No Horse	Plc	Margin	Time	800Time (W)	400 Time (W)
7 GETOUTNWALK	1	0.0m	2:12.30	57.60s (0)	28.00s (0)
1 BROADWATER	2	0.5m	2:12.34	57.94s (0)	28.34s (0)
10 SPRINGFIELD SPIRIT	3	3.2m	2:12.53	56.81s (1)	28.05s (2)
3 LETHAL STAR	4	4.1m	2:12.59	58.20s (1)	28.49s (1)
8 LURAH	5	5.5m	2:12.69	57.68s (0)	28.04s (0)
9 THE HARLEM HAMMER	6	12.9m	2:13.21	57.94s (0)	28.25s (0)
6 ANNAS BEST	7	14.9m	2:13.35	58.66s (1)	28.94s (1)
5 NOVA TIME	8	15.6m	2:13.40	57.78s (0)	28.19s (1)
4 KOTARE KASAI	9	22.9m	2:13.92	58.88s (1)	29.17s (1)
2 GUTS	10	24.5m	2:14.03	58.66s (1)	29.03s (2)

Finish Position and metres gained from 800m



Sectionals
Powered by



PJ Harness Analyser
Master harness racing with the power of sectionals
Owners, Trainers and Punters - Check out what's new at www.pjdata.com.au

The Racing Queensland Board (trading as Racing Queensland) and provider are not responsible for the completeness or accuracy of any of the information contained herein, and makes no representations about its suitability for any purpose.

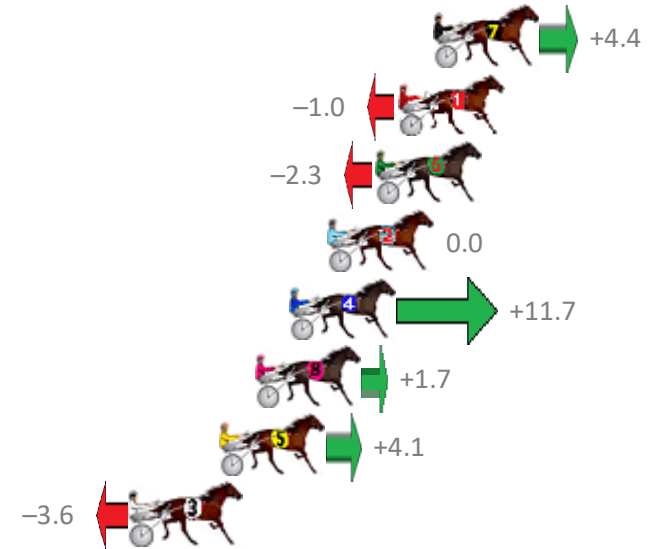
Redcliffe Race 2 Distance 2040m

Wednesday, 20 March 2019

Gross Time: 2:30.20 MileRate: 1:58.40 LeadTime: 30.90s First Qtr: 30.10s Second Qtr: 30.90s Third Qtr: 29.20s Fourth Qtr: 29.10s

No Horse	Plc	Margin	Time	800Time (W)	400 Time (W)
7 GOLDEN YEAR	1	0.0m	2:30.20	57.98s (0)	28.65s (0)
1 CHLOES CLOUD	2	1.4m	2:30.30	58.37s (0)	29.06s (0)
6 CELTIC CRUZA	3	2.3m	2:30.37	58.47s (1)	29.27s (1)
2 BOB GAGE	4	4.2m	2:30.51	58.30s (1)	29.01s (1)
4 GOD SAKE	5	5.7m	2:30.61	57.45s (1)	28.23s (0)
8 MISS KENNY	6	7.1m	2:30.72	58.18s (0)	28.86s (0)
5 HOT DOGMA	7	8.5m	2:30.82	58.00s (1)	28.66s (1)
3 STEVIE DEE	8	12.0m	2:31.07	58.56s (1)	29.23s (1)

Finish Position and metres gained from 800m



Sectionals
Powered by



PJ Harness Analyser
Master harness racing with the power of sectionals
Owners, Trainers and Punters - Check out what's new at www.pjdata.com.au

The Racing Queensland Board (trading as Racing Queensland) and provider are not responsible for the completeness or accuracy of any of the information contained herein, and makes no representations about its suitability for any purpose.

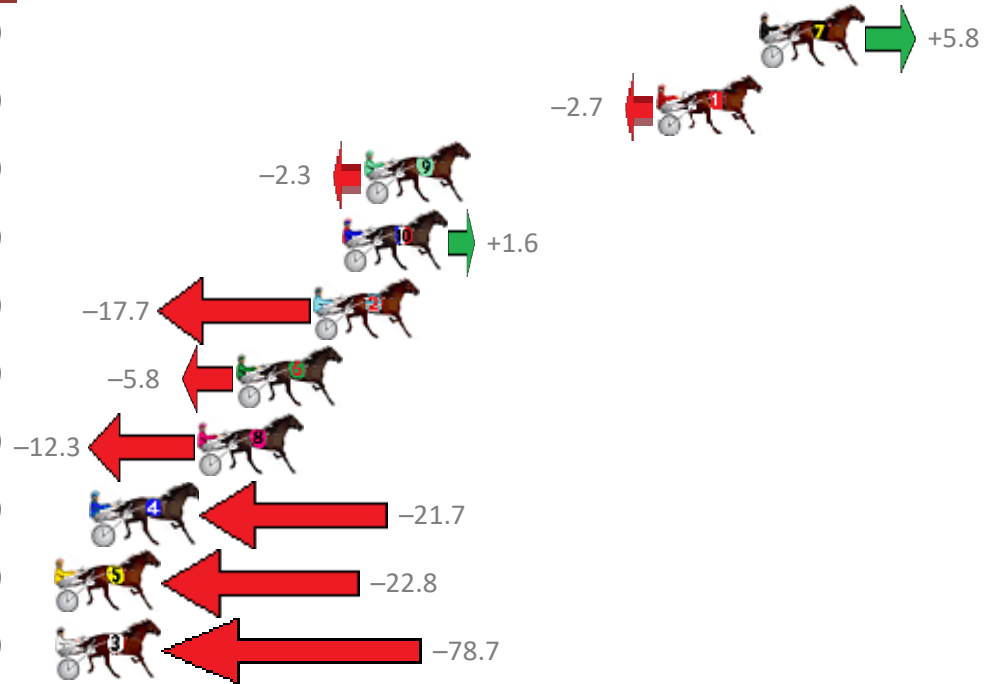
Redcliffe Race 3 Distance 1780m

Wednesday, 20 March 2019

Gross Time: 2:10.40 MileRate: 1:57.90 LeadTime: 11.20s First Qtr: 29.30s Second Qtr: 31.90s Third Qtr: 28.70s Fourth Qtr: 29.30s

No Horse	Plc	Margin	Time	800Time (W)	400 Time (W)
7 MACH TORQUE	1	0.0m	2:10.40	57.58s (0)	29.01s (0)
1 BETTOR WATCH HIM	2	4.1m	2:10.70	58.20s (0)	29.60s (0)
9 CARDLESFROMHEAVEN	3	15.7m	2:11.55	58.17s (2)	29.56s (3)
10 JUST JOSHIN	4	16.6m	2:11.62	57.88s (1)	29.31s (2)
2 ONYA DOUG	5	17.7m	2:11.70	59.28s (1)	30.60s (1)
6 GOTOHEMOON	6	20.8m	2:11.92	58.42s (0)	29.56s (0)
8 MODERN THOUGHT	7	22.3m	2:12.03	58.89s (0)	30.07s (0)
4 WILD ABOUT TOWN	8	26.5m	2:12.34	59.57s (1)	30.45s (1)
5 RITCHIE BEE	9	31.6m	2:12.71	59.65s (2)	31.04s (2)
3 HALF MOON BEACH	10	100.9m	2:17.79	63.71s (0)	34.20s (0)

Finish Position and metres gained from 800m



Sectionals
Powered by



PJ Harness Analyser
Master harness racing with the power of sectionals
Owners, Trainers and Punters - Check out what's new at www.pjdata.com.au

The Racing Queensland Board (trading as Racing Queensland) and provider are not responsible for the completeness or accuracy of any of the information contained herein, and makes no representations about its suitability for any purpose.


Redcliffe Race 4 Distance 1780m

Wednesday, 20 March 2019

Gross Time: 2:11.70 MileRate: 1:59.00 LeadTime: 11.10s First Qtr: 32.10s Second Qtr: 29.70s Third Qtr: 29.60s Fourth Qtr: 29.20s

No Horse	Plc	Margin	Time	800Time (W)	400 Time (W)
5 PRESLEYBEGOOD	1	0.0m	2:11.70	58.80s (0)	29.20s (0)
4 OUR DELIGHT	2	0.2m	2:11.71	58.51s (0)	28.91s (0)
8 NEWMERELLA LADYKAY	3	0.8m	2:11.76	58.54s (1)	28.81s (2)
3 BETTOR BECAUSE	4	9.1m	2:12.36	58.84s (0)	29.22s (0)
2 LA PISTOLA	5	15.6m	2:12.84	58.99s (0)	29.39s (0)
6 SIXPENNY RED	6	19.4m	2:13.12	60.23s (1)	30.40s (1)
1 MAKINMEFEELGOOD	7	21.7m	2:13.28	59.76s (1)	29.89s (1)
7 MAYWYN TOUGH	8	29.3m	2:13.84	59.90s (1)	30.11s (1)

Finish Position and metres gained from 800m



Sectionals
Powered by



PJ Harness Analyser
Master harness racing with the power of sectionals
Owners, Trainers and Punters - Check out what's new at www.pjdata.com.au

The Racing Queensland Board (trading as Racing Queensland) and provider are not responsible for the completeness or accuracy of any of the information contained herein, and makes no representations about its suitability for any purpose.

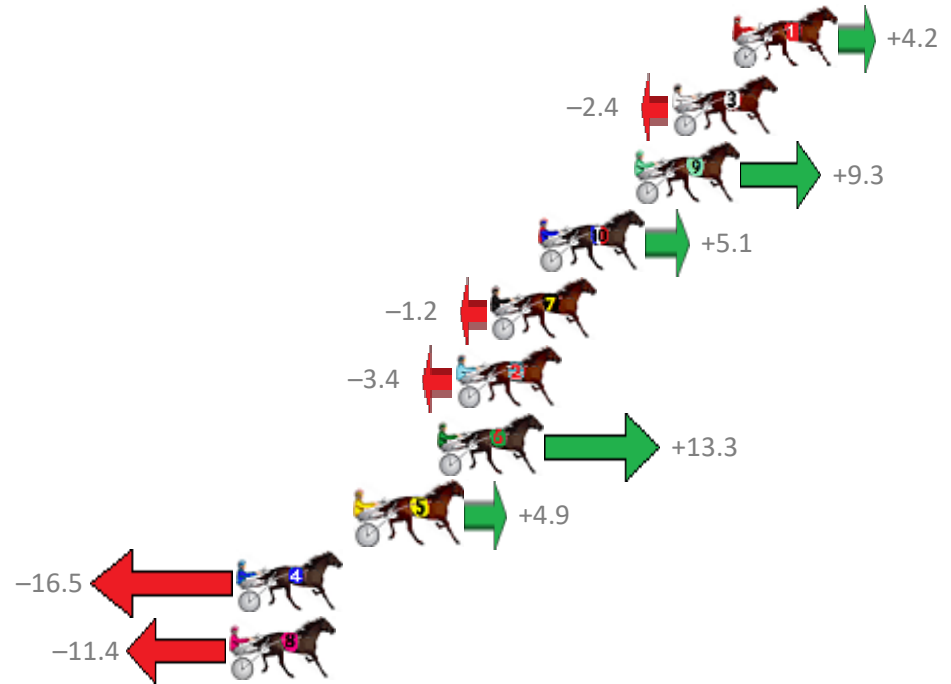
Redcliffe Race 5 Distance 2040m

Wednesday, 20 March 2019

Gross Time: 2:30.30 MileRate: 1:58.60 LeadTime: 31.30s First Qtr: 31.10s Second Qtr: 30.30s Third Qtr: 28.20s Fourth Qtr: 29.40s

No Horse	Plc	Margin	Time	800Time (W)	400 Time (W)
1 VANTO HANOVER	1	0.0m	2:30.30	57.30s (0)	29.06s (0)
3 UNASSUMING CHAMP	2	2.4m	2:30.48	57.77s (0)	29.58s (0)
9 RIVERLEIGH WILLIAM	3	3.9m	2:30.59	56.93s (2)	28.91s (2)
10 SPONDOOLEY	4	7.7m	2:30.87	57.23s (0)	28.89s (0)
7 WHOSTOLEMYPIGEON	5	9.6m	2:31.01	57.69s (0)	29.40s (0)
2 MINI MIRACLE	6	11.0m	2:31.11	57.84s (1)	29.41s (1)
6 SWAFFHAM WATER	7	11.7m	2:31.16	56.64s (1)	29.14s (2)
5 SONNY ORLANDO	8	14.9m	2:31.40	57.25s (1)	29.38s (1)
4 WEASEL	9	19.7m	2:31.75	58.79s (1)	30.39s (1)
8 OSCARS GLORY	10	20.0m	2:31.77	58.42s (2)	30.41s (2)

Finish Position and metres gained from 800m



Sectionals
Powered by



PJ Harness Analyser
Master harness racing with the power of sectionals
Owners, Trainers and Punters - Check out what's new at www.pjdata.com.au

The Racing Queensland Board (trading as Racing Queensland) and provider are not responsible for the completeness or accuracy of any of the information contained herein, and makes no representations about its suitability for any purpose.

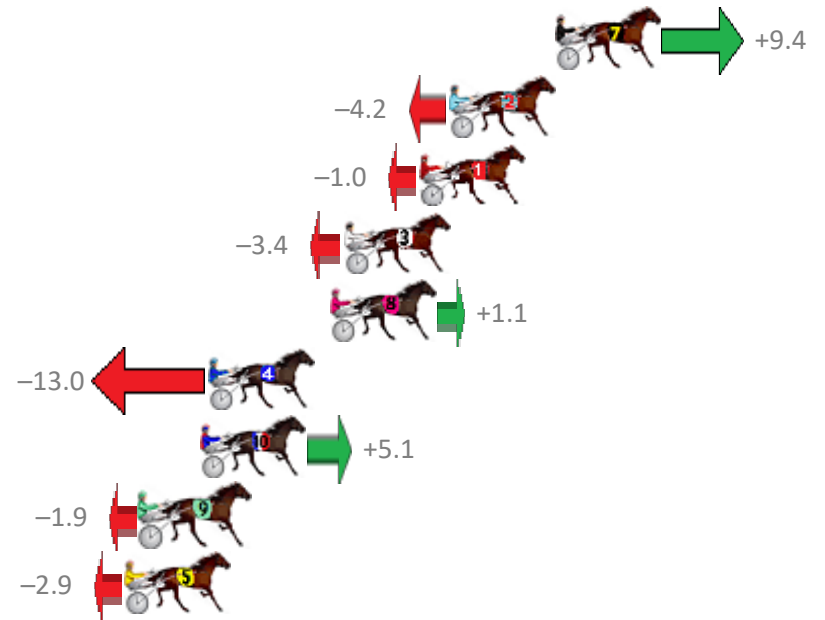
Redcliffe Race 6 Distance 1780m

Wednesday, 20 March 2019

Gross Time: 2:12.60 MileRate: 1:59.90 LeadTime: 11.40s First Qtr: 30.80s Second Qtr: 31.00s Third Qtr: 29.20s Fourth Qtr: 30.20s

No Horse	Plc	Margin	Time	800Time (W)	400 Time (W)
7 NIGHT NINJA	1	0.0m	2:12.60	58.70s (0)	29.51s (0)
2 ENARMoured	2	4.2m	2:12.92	59.71s (0)	30.52s (0)
1 TELLELLA	3	5.4m	2:13.01	59.47s (0)	30.26s (0)
3 STYLISH FEELING	4	8.4m	2:13.23	59.65s (1)	30.44s (1)
8 MEGIDDO	5	8.9m	2:13.27	59.32s (1)	30.13s (1)
4 THANKHEAVNFORGIRLS	6	13.8m	2:13.64	60.37s (1)	31.20s (1)
10 WAVEDANCER	7	14.1m	2:13.66	59.02s (1)	30.48s (2)
9 CROCODILE PRINCESS	8	16.5m	2:13.85	59.54s (1)	31.02s (2)
5 BETTERTHAN TORQUE	9	17.1m	2:13.89	59.62s (0)	30.22s (0)

Finish Position and metres gained from 800m



Sectionals
Powered by



PJ Harness Analyser
Master harness racing with the power of sectionals
Owners, Trainers and Punters - Check out what's new at www.pjdata.com.au

The Racing Queensland Board (trading as Racing Queensland) and provider are not responsible for the completeness or accuracy of any of the information contained herein, and makes no representations about its suitability for any purpose.

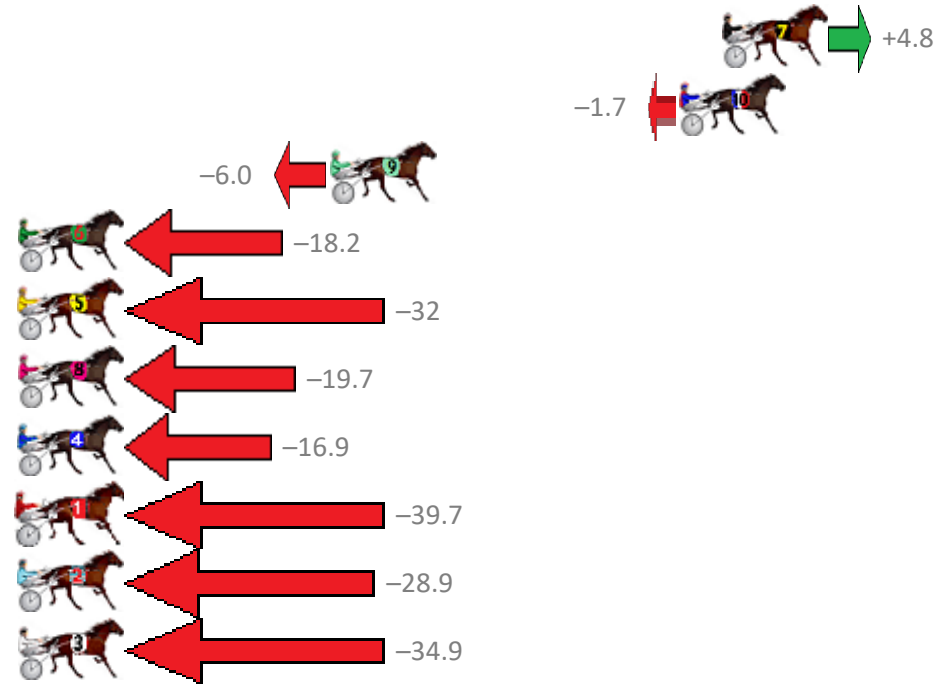
Redcliffe Race 7 Distance 1780m

Wednesday, 20 March 2019

Gross Time: 2:13.30 MileRate: 2:00.60 LeadTime: 11.50s First Qtr: 32.40s Second Qtr: 31.00s Third Qtr: 29.30s Fourth Qtr: 29.10s

No Horse	Plc	Margin	Time	800Time (W)	400 Time (W)
7 PHOTOZEN	1	0.0m	2:13.30	58.05s (0)	28.77s (0)
10 TAFFY BOY	2	1.7m	2:13.42	58.52s (1)	29.22s (1)
9 ARCHIECANO	3	15.6m	2:14.43	58.84s (0)	29.54s (0)
6 CHUMP CHOP	4	34.4m	2:15.80	59.73s (0)	30.51s (0)
5 PEGGY STARDUST	5	36.4m	2:15.95	60.68s (1)	31.33s (1)
8 TORQUE TO THE MAX	6	37.5m	2:16.03	59.84s (1)	30.68s (2)
4 AROONA	7	38.9m	2:16.13	59.63s (1)	30.36s (1)
1 CONTRARY COURAGE	8	39.7m	2:16.19	61.30s (0)	31.99s (0)
2 MANOFLISA	9	42.5m	2:16.39	60.51s (1)	30.97s (1)
3 MAX IS BACK	10	44.3m	2:16.52	60.95s (1)	31.41s (1)

Finish Position and metres gained from 800m



Sectionals
Powered by



PJ Harness Analyser
Master harness racing with the power of sectionals
Owners, Trainers and Punters - Check out what's new at www.pjdata.com.au

The Racing Queensland Board (trading as Racing Queensland) and provider are not responsible for the completeness or accuracy of any of the information contained herein, and makes no representations about its suitability for any purpose.

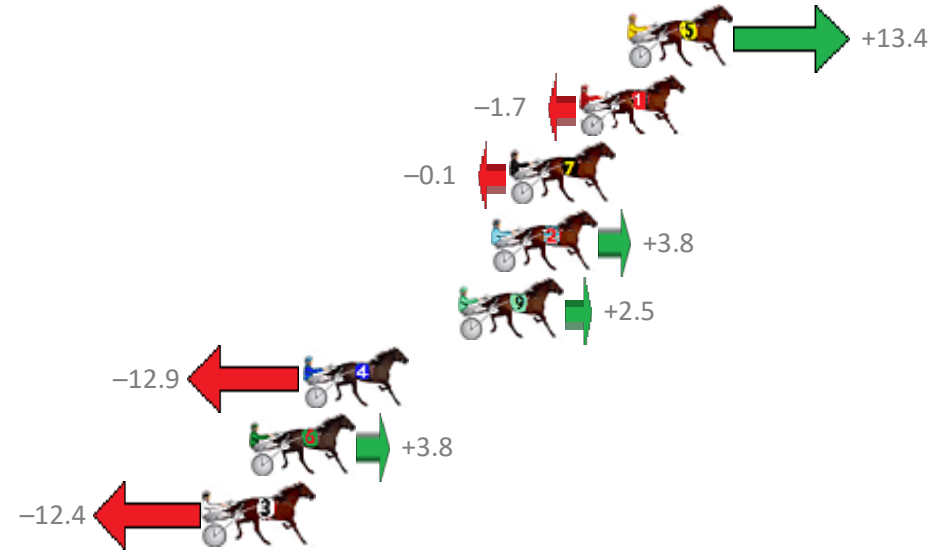
Redcliffe Race 8 Distance 1780m

Wednesday, 20 March 2019

Gross Time: 2:12.70 MileRate: 2:00.00 LeadTime: 11.40s First Qtr: 30.70s Second Qtr: 31.50s Third Qtr: 29.50s Fourth Qtr: 29.60s

No Horse	Plc	Margin	Time	800Time (W)	400 Time (W)
5 JOVIAL JULIE	1	0.0m	2:12.70	58.11s (1)	28.70s (2)
1 SPECIAL RESERVE	2	1.9m	2:12.84	59.23s (0)	29.74s (0)
7 DOOLITTLE DOOZZIE	3	4.7m	2:13.05	59.11s (0)	29.61s (0)
2 LITTLE ARROWS	4	5.4m	2:13.10	58.82s (1)	29.26s (1)
9 CANDYFLOSS	5	6.7m	2:13.20	58.92s (0)	29.42s (0)
4 TORQUE IS MY GIRL	6	12.9m	2:13.65	60.05s (1)	30.51s (1)
6 SAMS THE BEST	7	15.0m	2:13.81	58.82s (1)	29.64s (0)
3 ROLL ONA RAINBOW	8	16.8m	2:13.94	60.02s (1)	30.47s (1)

Finish Position and metres gained from 800m



Sectionals
Powered by



PJ Harness Analyser
Master harness racing with the power of sectionals
Owners, Trainers and Punters - Check out what's new at www.pjdata.com.au

The Racing Queensland Board (trading as Racing Queensland) and provider are not responsible for the completeness or accuracy of any of the information contained herein, and makes no representations about its suitability for any purpose.

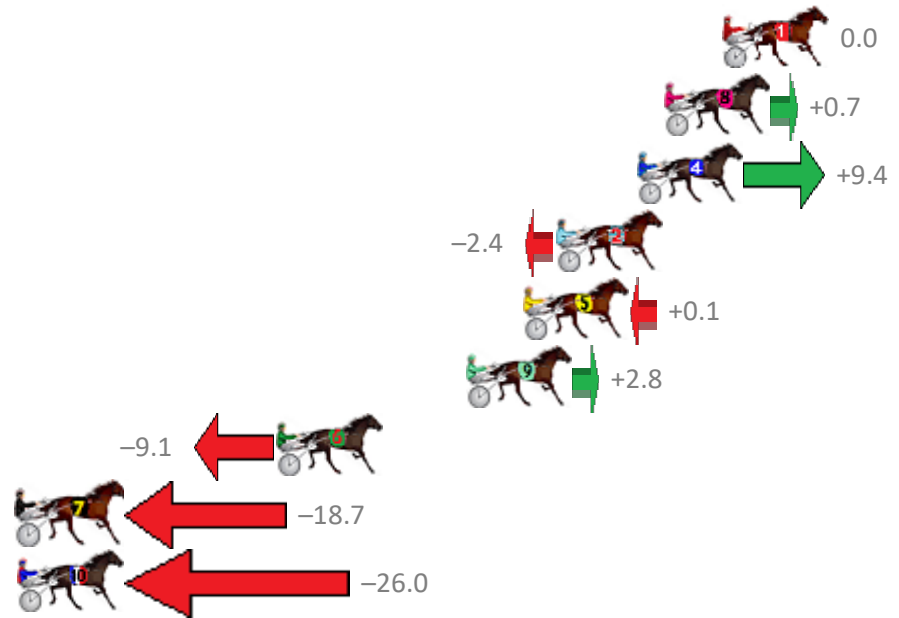
Redcliffe Race 9 Distance 1780m

Wednesday, 20 March 2019

Gross Time: 2:14.60 MileRate: 2:01.70 LeadTime: 11.20s First Qtr: 31.50s Second Qtr: 32.20s Third Qtr: 30.40s Fourth Qtr: 29.30s

No Horse	Plc	Margin	Time	800Time (W)	400 Time (W)
1 STUDLEIGH WILL	1	0.0m	2:14.60	59.70s (0)	29.23s (0)
8 WHATA STRIDE	2	2.3m	2:14.77	59.65s (1)	29.47s (1)
4 VILLAGE SMIRKER	3	3.4m	2:14.85	59.00s (0)	28.61s (1)
2 SIR HASZEM	4	6.6m	2:15.08	59.88s (0)	29.34s (0)
5 SWEET SCOOT	5	7.9m	2:15.18	59.69s (1)	29.45s (1)
9 ZARAS ALL SMILES	6	10.2m	2:15.35	59.49s (1)	29.33s (2)
6 ZARA ZARA REIGN	7	17.7m	2:15.90	60.38s (0)	29.78s (0)
7 COBALT BLUES	8	38.3m	2:17.41	61.10s (0)	31.01s (2)
10 STARZZZINTHE CROSS	9	43.2m	2:17.76	61.64s (1)	32.11s (2)

Finish Position and metres gained from 800m



Sectionals
Powered by



PJ Harness Analyser
Master harness racing with the power of sectionals
Owners, Trainers and Punters - Check out what's new at www.pjdata.com.au

The Racing Queensland Board (trading as Racing Queensland) and provider are not responsible for the completeness or accuracy of any of the information contained herein, and makes no representations about its suitability for any purpose.