


Albion Park Race 1 Distance 1660m

Saturday, 11 May 2019

Gross Time: 1:56.00 MileRate: 1:52.40 LeadTime: 3.50s First Qtr: 26.90s Second Qtr: 29.60s Third Qtr: 28.40s Fourth Qtr: 27.60s

No Horse	Plc	Margin	Time	800Time (W)	400 Time (W)
4 ANNIKA MAGIC	1	0.0m	1:56.00	56.00s (0)	27.60s (0)
1 TRILIGHT BRIGADE	2	2.5m	1:56.17	55.85s (0)	27.37s (0)
8 JUMPING JOLT	3	3.2m	1:56.22	55.59s (0)	27.06s (0)
9 KETUT	4	6.1m	1:56.42	55.49s (0)	26.94s (0)
12 PLATINUM ROULETTE	5	28.3m	1:57.95	56.67s (1)	28.10s (2)
3 SWEET AS	6	29.7m	1:58.05	56.82s (0)	28.21s (0)
10 CASINO TOMMY	7	29.9m	1:58.06	56.48s (0)	27.87s (0)
5 IMTHE GOLDEN CHILD	8	32.7m	1:58.26	57.69s (1)	29.35s (1)
11 ILLAWONG DREAMTIM	9	33.8m	1:58.33	56.73s (1)	28.14s (2)
7 IDEAL WARRIOR	10	34.8m	1:58.40	56.46s (1)	28.18s (3)
2 DRIVE THE DREAM	11	37.6m	1:58.59	57.71s (1)	29.15s (1)
6 COMPLY OR DIE	12	89.9m	2:02.20	62.00s (1)	32.05s (1)

Finish Position and metres gained from 800m



Sectionals
Powered by



PJ Harness Analyser
Master harness racing with the power of sectionals
Owners, Trainers and Punters - Check out what's new at www.pjdata.com.au

The Racing Queensland Board (trading as Racing Queensland) and provider are not responsible for the completeness or accuracy of any of the information contained herein, and makes no representations about its suitability for any purpose.


Albion Park Race 2 Distance 2138m

Saturday, 11 May 2019

Gross Time: 2:34.70 MileRate: 1:56.40 LeadTime: 36.70s First Qtr: 31.40s Second Qtr: 30.10s Third Qtr: 28.30s Fourth Qtr: 28.20s

No Horse	Plc	Margin	Time	800Time (W)	400 Time (W)
3 GOLDEN YEAR	1	0.0m	2:34.70	56.50s (0)	28.20s (0)
8 CLARRY	2	3.4m	2:34.94	56.15s (0)	27.83s (0)
1 CELTIC CRUZA	3	3.9m	2:34.97	56.48s (0)	28.16s (0)
11 ASHKII	4	10.8m	2:35.46	56.42s (2)	28.36s (3)
7 SKYFELLA CAM	5	12.0m	2:35.55	56.19s (2)	28.14s (2)
5 THERESACHANCE	6	12.0m	2:35.55	56.34s (0)	28.06s (0)
10 RIVERLEIGH ROCKET	7	12.4m	2:35.57	56.57s (1)	28.26s (1)
4 RAYS CHOICE	8	12.7m	2:35.60	56.89s (1)	28.57s (1)
2 THE GOLDEN CROSS	9	12.9m	2:35.61	57.20s (1)	28.88s (1)
6 OUR BUSCEMI	10	15.4m	2:35.79	56.23s (1)	28.14s (1)
9 ONLY IN ROME	11	16.3m	2:35.85	57.10s (2)	29.04s (2)

Finish Position and metres gained from 800m



Sectionals
Powered by



PJ Harness Analyser
Master harness racing with the power of sectionals
Owners, Trainers and Punters - Check out what's new at www.pjdata.com.au

The Racing Queensland Board (trading as Racing Queensland) and provider are not responsible for the completeness or accuracy of any of the information contained herein, and makes no representations about its suitability for any purpose.

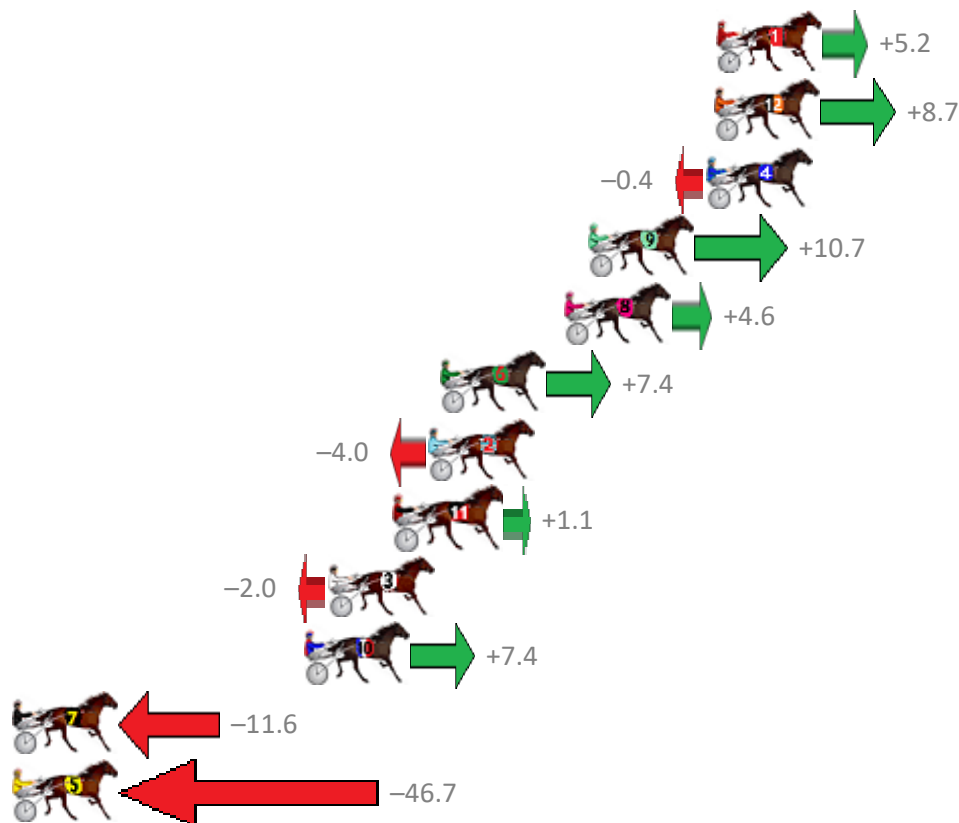
Albion Park Race 3 Distance 1660m

Saturday, 11 May 2019

Gross Time: 1:57.30 MileRate: 1:53.70 LeadTime: 3.50s First Qtr: 27.70s Second Qtr: 29.70s Third Qtr: 27.60s Fourth Qtr: 28.80s

No Horse	Plc	Margin	Time	800Time (W)	400 Time (W)
1 JUST ROKIN	1	0.0m	1:57.30	56.03s (0)	28.45s (0)
12 GOTTA GO JAZZY JET	2	0.1m	1:57.31	55.79s (2)	28.53s (1)
4 SOULWRITER	3	0.4m	1:57.33	56.43s (0)	28.83s (0)
9 TASSINI	4	5.1m	1:57.67	55.65s (0)	28.10s (0)
8 LETHAL STAR	5	6.0m	1:57.73	56.08s (0)	28.51s (0)
6 LUCKY LYLA	6	11.0m	1:58.09	55.88s (1)	28.11s (1)
2 SLIPPERY JADE	7	11.4m	1:58.12	56.68s (1)	28.81s (2)
11 MAMMALS MAGIC	8	12.7m	1:58.21	56.32s (2)	28.88s (3)
3 ON THAT DAY	9	15.4m	1:58.41	56.54s (1)	28.76s (2)
10 CHARLYSE	10	16.4m	1:58.48	55.88s (1)	28.50s (2)
7 PAY ME INTEREST	11	30.6m	1:59.50	57.22s (2)	29.74s (3)
5 KINETIC KATE	12	48.7m	2:00.81	59.69s (1)	31.34s (1)

Finish Position and metres gained from 800m



Sectionals
Powered by



PJ Harness Analyser
Master harness racing with the power of sectionals
Owners, Trainers and Punters - Check out what's new at www.pjdata.com.au

The Racing Queensland Board (trading as Racing Queensland) and provider are not responsible for the completeness or accuracy of any of the information contained herein, and makes no representations about its suitability for any purpose.


Albion Park Race 4 Distance 2138m

Saturday, 11 May 2019

Gross Time: 2:34.60 MileRate: 1:56.40 LeadTime: 37.50s First Qtr: 30.90s Second Qtr: 30.60s Third Qtr: 27.80s Fourth Qtr: 27.80s

No Horse	Plc	Margin	Time	800Time (W)	400 Time (W)
5 OLIVER WINKLE	1	0.0m	2:34.60	55.60s (0)	27.80s (0)
1 BEEF CITY BLAZE	2	4.3m	2:34.90	55.57s (0)	27.68s (0)
10 RECIPE FOR DREAMING	3	14.1m	2:35.58	56.18s (1)	27.90s (1)
9 THE IDEAL DANCER	4	15.9m	2:35.71	55.97s (2)	28.72s (1)
11 BONNIE JUJON	5	19.6m	2:35.96	55.98s (0)	27.70s (0)
3 SONNY ORLANDO	6	22.0m	2:36.13	56.11s (1)	28.06s (1)
8 RIVERLEIGH JEFF	7	23.3m	2:36.22	56.57s (0)	28.36s (0)
4 CALL ME YOURS	8	26.3m	2:36.43	56.14s (0)	27.95s (1)
6 KURAHAUPO GAMBLER	9	27.3m	2:36.50	56.12s (1)	27.95s (2)
7 HAVANA MOON	10	27.9m	2:36.54	56.07s (2)	28.28s (2)
2 IDEALAGAIN	11	45.7m	2:37.78	57.64s (2)	29.82s (2)

Finish Position and metres gained from 800m



Sectionals
Powered by



PJ Harness Analyser
Master harness racing with the power of sectionals
Owners, Trainers and Punters - Check out what's new at www.pjdata.com.au

The Racing Queensland Board (trading as Racing Queensland) and provider are not responsible for the completeness or accuracy of any of the information contained herein, and makes no representations about its suitability for any purpose.

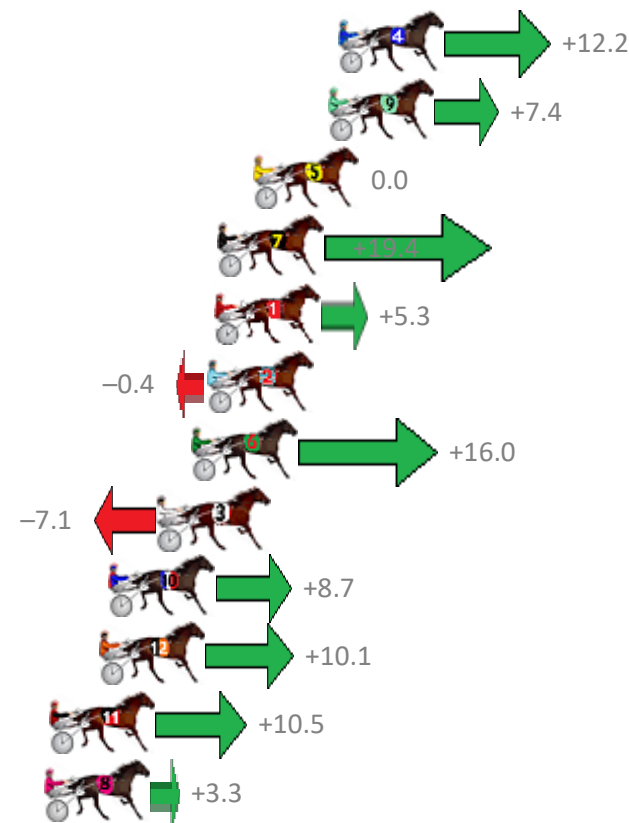
Albion Park Race 5 Distance 1660m

Saturday, 11 May 2019

Gross Time: 1:56.00 MileRate: 1:52.40 LeadTime: 3.50s First Qtr: 27.50s Second Qtr: 29.60s Third Qtr: 27.70s Fourth Qtr: 27.70s

No Horse	Plc	Margin	Time	800Time (W)	400 Time (W)
4 TULHURST ACE	1	0.0m	1:56.00	54.56s (1)	26.95s (1)
9 ARGYLE BEACH	2	0.4m	1:56.03	54.89s (1)	27.28s (1)
5 A GOOD CHANCE	3	3.4m	1:56.24	55.40s (1)	27.80s (1)
7 MAKOA	4	4.8m	1:56.33	54.06s (0)	26.76s (2)
1 MANDY KRIDEN	5	4.9m	1:56.34	55.03s (0)	27.33s (0)
2 MACHEASY	6	5.2m	1:56.36	55.43s (0)	27.71s (0)
6 TOM ME GUN	7	5.8m	1:56.40	54.29s (2)	27.51s (2)
3 SOMEPARTYSOMEWHE	8	7.1m	1:56.49	55.89s (0)	28.19s (0)
10 SECRET JACK	9	9.1m	1:56.63	54.80s (1)	27.18s (1)
12 ITS JUST KENNY	10	9.5m	1:56.66	54.70s (0)	26.96s (0)
11 OUR CHITTYBANGBANG	11	11.5m	1:56.80	54.67s (1)	27.60s (2)
8 KOTARE YORK	12	11.7m	1:56.81	55.17s (0)	27.44s (0)

Finish Position and metres gained from 800m



Sectionals
Powered by



PJ Harness Analyser
Master harness racing with the power of sectionals
Owners, Trainers and Punters - Check out what's new at www.pjdata.com.au

The Racing Queensland Board (trading as Racing Queensland) and provider are not responsible for the completeness or accuracy of any of the information contained herein, and makes no representations about its suitability for any purpose.

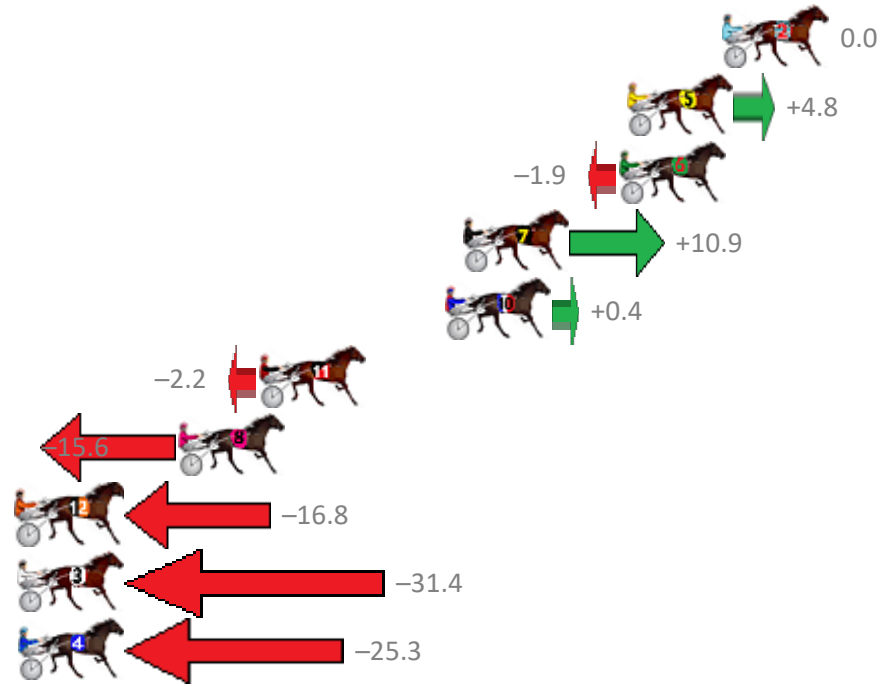
Albion Park Race 6 Distance 1660m

Saturday, 11 May 2019

Gross Time: 1:56.20 MileRate: 1:52.60 LeadTime: 3.60s First Qtr: 27.90s Second Qtr: 28.90s Third Qtr: 27.40s Fourth Qtr: 28.40s

No Horse	Plc	Margin	Time	800Time (W)	400 Time (W)
2 JILLIBY NITRO	1	0.0m	1:56.20	55.80s (0)	28.40s (0)
5 YEJELE HAMMER	2	3.8m	1:56.47	55.47s (1)	28.06s (1)
6 BE HAPPY MACH	3	4.1m	1:56.49	55.93s (1)	28.46s (1)
7 CRUNCH TIME	4	10.3m	1:56.93	55.04s (0)	27.58s (0)
10 SPY MAJOR	5	11.0m	1:56.98	55.77s (0)	28.27s (0)
11 ALBION ARK	6	18.4m	1:57.51	55.95s (0)	28.46s (0)
8 SMOOTH BAHT	7	21.6m	1:57.73	56.89s (0)	29.37s (0)
12 ILIKEMEBETTOR	8	36.0m	1:58.76	56.97s (1)	29.44s (2)
3 FIFTEEN ACES	9	45.4m	1:59.42	57.99s (1)	30.25s (1)
4 STAR HUNTER	10	49.5m	1:59.71	57.56s (1)	29.73s (1)

Finish Position and metres gained from 800m



Sectionals
Powered by



PJ Harness Analyser
Master harness racing with the power of sectionals
Owners, Trainers and Punters - Check out what's new at www.pjdata.com.au

The Racing Queensland Board (trading as Racing Queensland) and provider are not responsible for the completeness or accuracy of any of the information contained herein, and makes no representations about its suitability for any purpose.

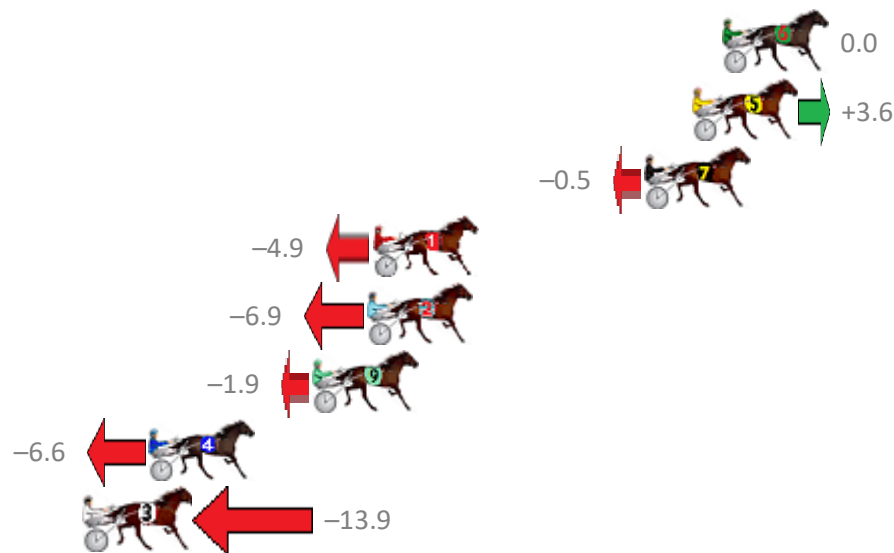
Albion Park Race 7 Distance 1660m

Saturday, 11 May 2019

Gross Time: 1:56.90 MileRate: 1:53.40 LeadTime: 3.40s First Qtr: 28.10s Second Qtr: 30.90s Third Qtr: 27.50s Fourth Qtr: 27.00s

No Horse	Plc	Margin	Time	800Time (W)	400 Time (W)
6 JILLIBY BANDIT	1	0.0m	1:56.90	54.50s (0)	27.00s (0)
5 SALOON PASSAGE	2	1.2m	1:56.98	54.25s (0)	26.74s (0)
7 COLT THIRTY ONE	3	3.1m	1:57.11	54.53s (1)	27.09s (1)
1 BELLS BEACH HOUSE	4	13.9m	1:57.84	54.83s (0)	27.24s (0)
2 JACKAROO BROMAC	5	14.1m	1:57.85	54.97s (1)	27.51s (1)
9 SPIKE BROMAC	6	16.3m	1:58.00	54.63s (0)	27.06s (0)
4 LIVING AGAIN	7	22.8m	1:58.44	54.95s (1)	27.34s (1)
3 WITHALOTOFLUCK	8	25.3m	1:58.61	55.45s (1)	27.83s (1)

Finish Position and metres gained from 800m



Sectionals
Powered by



PJ Harness Analyser
Master harness racing with the power of sectionals
Owners, Trainers and Punters - Check out what's new at www.pjdata.com.au

The Racing Queensland Board (trading as Racing Queensland) and provider are not responsible for the completeness or accuracy of any of the information contained herein, and makes no representations about its suitability for any purpose.

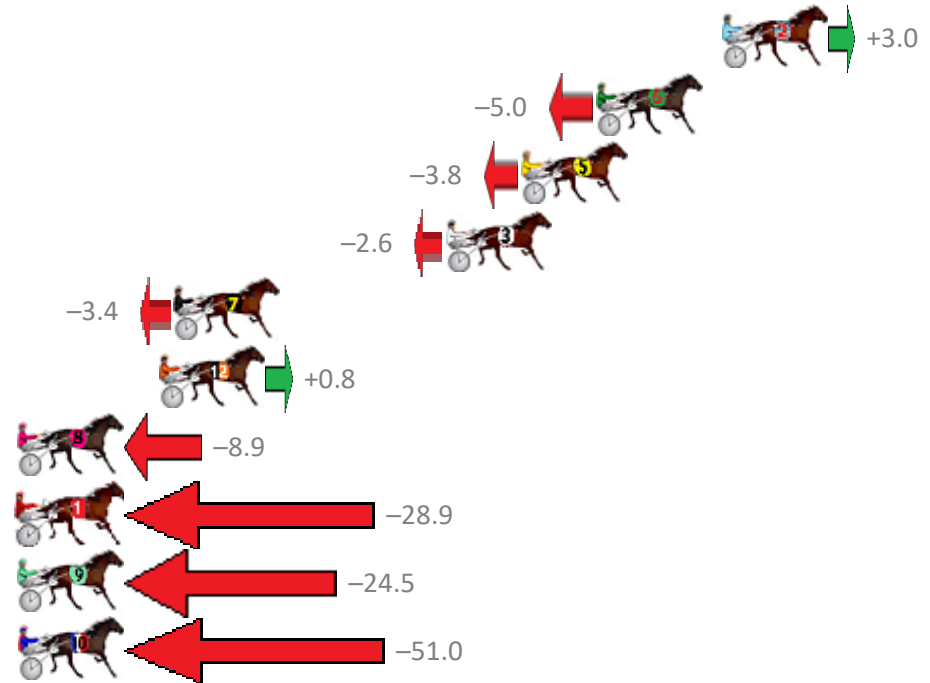
Albion Park Race 8 Distance 1660m

Saturday, 11 May 2019

Gross Time: 1:57.70 MileRate: 1:54.10 LeadTime: 3.40s First Qtr: 27.40s Second Qtr: 29.80s Third Qtr: 28.90s Fourth Qtr: 28.20s

No Horse	Plc	Margin	Time	800Time (W)	400 Time (W)
2 PELOSI	1	0.0m	1:57.70	56.89s (1)	28.10s (1)
6 JEMSTONE	2	5.0m	1:58.05	57.46s (0)	28.55s (0)
5 LIGHTNING LANA	3	8.0m	1:58.26	57.37s (0)	28.43s (0)
3 MICHELLE LEE MAC	4	11.0m	1:58.48	57.29s (0)	28.24s (0)
7 KEEP ROCKIN	5	21.8m	1:59.24	57.34s (1)	28.52s (2)
12 SMOOTHIE STYLE	6	22.4m	1:59.28	57.04s (1)	28.21s (2)
8 MIRISSA BEACH	7	35.7m	2:00.22	57.74s (0)	29.24s (1)
1 ICE PICK ANGIE	8	36.5m	2:00.27	59.16s (1)	30.12s (1)
9 ROSCOMMON ROSE	9	36.7m	2:00.29	58.85s (1)	29.91s (2)
10 SHEZA MAMACITA	10	63.6m	2:02.18	60.74s (0)	31.50s (0)

Finish Position and metres gained from 800m



Sectionals
Powered by



PJ Harness Analyser
Master harness racing with the power of sectionals
Owners, Trainers and Punters - Check out what's new at www.pjdata.com.au

The Racing Queensland Board (trading as Racing Queensland) and provider are not responsible for the completeness or accuracy of any of the information contained herein, and makes no representations about its suitability for any purpose.

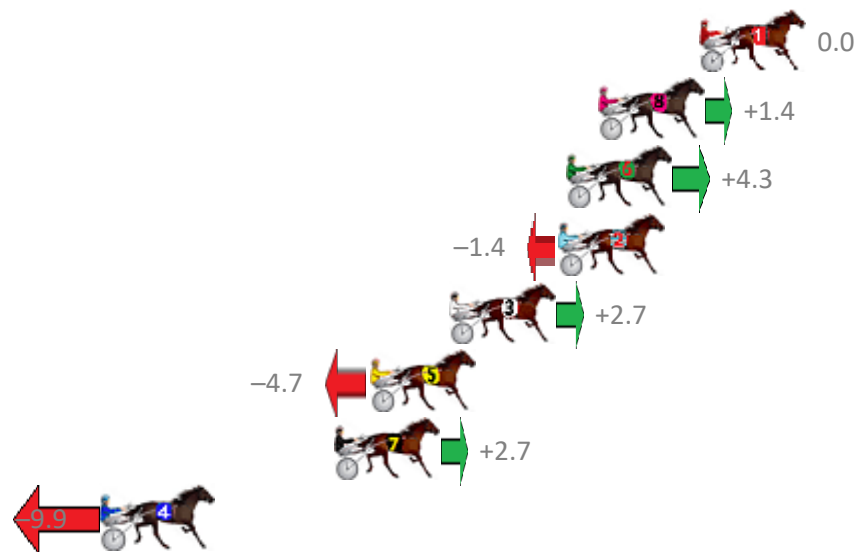
Albion Park Race 9 Distance 2647m

Saturday, 11 May 2019

Gross Time: 3:19.30 MileRate: 2:01.20 LeadTime: 81.00s First Qtr: 31.60s Second Qtr: 30.10s Third Qtr: 29.20s Fourth Qtr: 27.40s

No Horse	Plc	Margin	Time	800Time (W)	400 Time (W)
1 MO CASINO	1	0.0m	3:19.30	56.60s (0)	27.40s (0)
8 ALLELUIA	2	4.0m	3:19.57	56.50s (1)	27.52s (1)
6 THE SHADY ONE	3	5.3m	3:19.66	56.30s (1)	27.31s (1)
2 SIR JULIAN	4	5.6m	3:19.68	56.70s (0)	27.50s (0)
3 FIOKI	5	9.9m	3:19.98	56.41s (0)	27.22s (0)
5 CHAPTER ONE	6	13.1m	3:20.20	56.93s (0)	27.72s (0)
7 ELENIARK	7	14.5m	3:20.29	56.41s (0)	27.32s (1)
4 BATTLE BORN	8	23.7m	3:20.92	57.30s (1)	28.26s (1)

Finish Position and metres gained from 800m



Sectionals
Powered by



PJ Harness Analyser
Master harness racing with the power of sectionals
Owners, Trainers and Punters - Check out what's new at www.pjdata.com.au

The Racing Queensland Board (trading as Racing Queensland) and provider are not responsible for the completeness or accuracy of any of the information contained herein, and makes no representations about its suitability for any purpose.

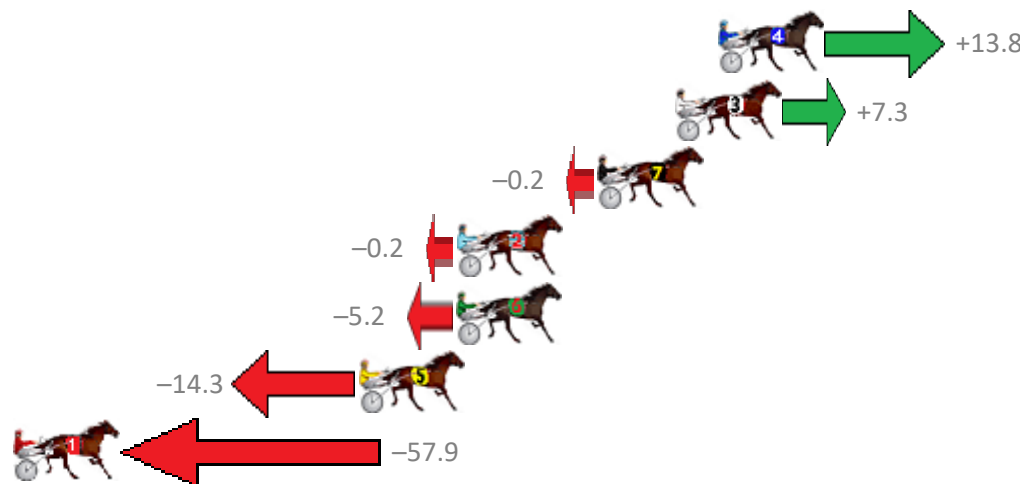
Albion Park Race 10 Distance 1660m

Saturday, 11 May 2019

Gross Time: 2:02.20 MileRate: 1:58.40 LeadTime: 3.50s First Qtr: 28.00s Second Qtr: 31.40s Third Qtr: 30.20s Fourth Qtr: 29.10s

No Horse	Plc	Margin	Time	800Time (W)	400 Time (W)
4 MAYBETOTHEMAX	1	0.0m	2:02.20	58.28s (1)	28.17s (1)
3 SPUD	2	1.7m	2:02.32	58.76s (1)	28.63s (1)
7 OUR OVERANOVA	3	4.8m	2:02.55	59.31s (1)	29.19s (1)
2 JUSTABITNOISY	4	10.4m	2:02.96	59.31s (0)	29.13s (0)
6 MISTER GUNSEN	5	10.4m	2:02.96	59.69s (0)	29.49s (0)
5 FOURSHARESMOREBEE	6	14.3m	2:03.24	60.36s (0)	30.14s (0)
1 SOUTHERN ALPS	7	157.9m	2:13.69	63.59s (0)	30.40s (0)

Finish Position and metres gained from 800m



Sectionals
Powered by



PJ Harness Analyser
Master harness racing with the power of sectionals
Owners, Trainers and Punters - Check out what's new at www.pjdata.com.au

The Racing Queensland Board (trading as Racing Queensland) and provider are not responsible for the completeness or accuracy of any of the information contained herein, and makes no representations about its suitability for any purpose.