

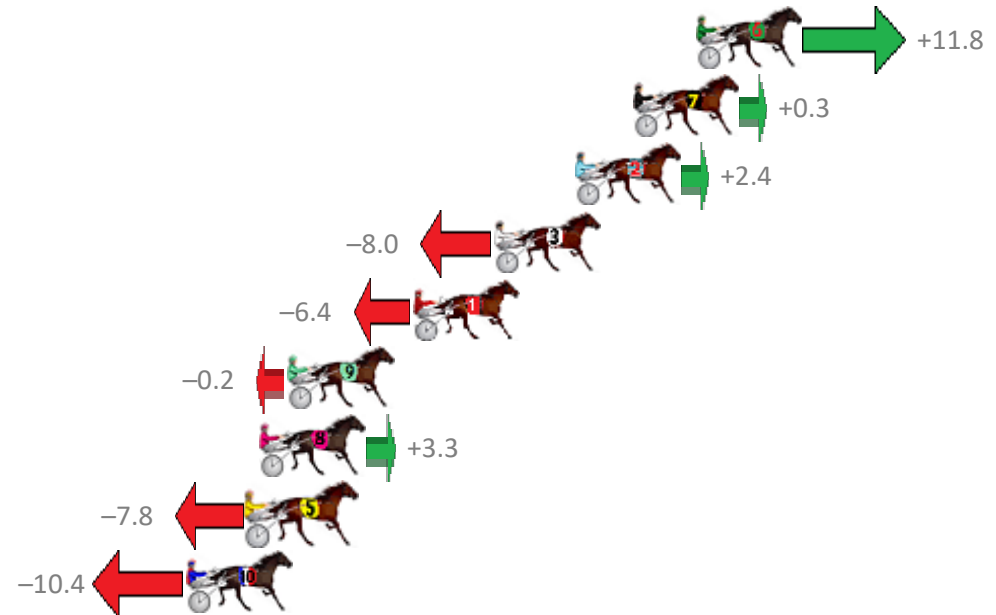
Albion Park Race 1 Distance 2138m

Tuesday, 3 September 2019

Gross Time: 2:43.00 MileRate: 2:01.60 LeadTime: 42.50s First Qtr: 31.40s Second Qtr: 31.30s Third Qtr: 28.10s Fourth Qtr: 29.70s

No	Horse	Plc	Margin	Time	800Time (W)	400 Time (W)
6	BOURBONONTHEROCK	1	0.0m	2:43.00	56.95s (1)	28.81s (1)
7	HEART OF CHANGE	2	2.5m	2:43.19	57.78s (1)	29.89s (0)
2	THE REAPER	3	4.8m	2:43.36	57.63s (1)	29.57s (1)
3	DAY TOURER	4	8.0m	2:43.59	58.38s (0)	29.91s (0)
1	MYRTLE BEACH	5	11.2m	2:43.83	58.26s (0)	29.79s (0)
9	ALS LAW	6	16.2m	2:44.20	57.81s (2)	29.69s (1)
8	MUSCULUS	7	17.3m	2:44.28	57.56s (2)	29.28s (1)
5	NORAHS FLING	8	17.8m	2:44.32	58.36s (0)	29.85s (0)
10	IM THE COMMANDO	9	20.2m	2:44.50	58.55s (2)	30.58s (2)

Finish Position and metres gained from 800m



Sectionals
Powered by



Home of Australian Harness Sectionals

Get your sectionals delivered to your inbox daily

Check out www.pjdata.com.au



The Racing Queensland Board (trading as Racing Queensland) and provider are not responsible for the completeness or accuracy of any of the information contained herein, and makes no representations about its suitability for any purpose.

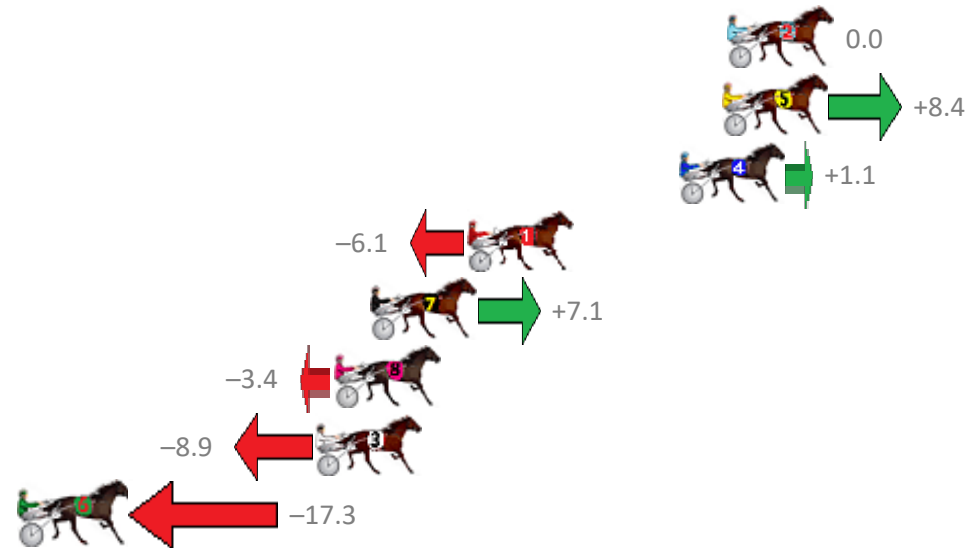
Albion Park Race 2 Distance 1660m

Tuesday, 3 September 2019

Gross Time: 2:02.20 MileRate: 1:58.40 LeadTime: 3.40s First Qtr: 28.80s Second Qtr: 31.30s Third Qtr: 29.80s Fourth Qtr: 28.90s

NoHorse	Plc	Margin	Time	800Time (W)	400 Time (W)
2 BEEF CITY STARZZZ	1	0.0m	2:02.20	58.70s (0)	28.90s (0)
5 WECANONLYHOPE	2	0.2m	2:02.21	58.08s (0)	28.31s (0)
4 SUPREME BANNER	3	1.9m	2:02.34	58.62s (1)	28.89s (1)
1 VIC HUNTER	4	10.3m	2:02.94	59.15s (0)	29.34s (0)
7 ONYA DOUG	5	14.1m	2:03.22	58.18s (1)	28.82s (3)
8 ENARMoured	6	15.6m	2:03.33	58.95s (1)	29.49s (2)
3 OUR MASQUERADE	7	16.3m	2:03.38	59.35s (1)	29.50s (1)
6 DOWNTOWN LUCCA	8	34.1m	2:04.66	59.97s (1)	30.57s (3)

Finish Position and metres gained from 800m



Sectionals
Powered by



Home of Australian Harness Sectionals

Get your sectionals delivered to your inbox daily

Check out www.pjdata.com.au



The Racing Queensland Board (trading as Racing Queensland) and provider are not responsible for the completeness or accuracy of any of the information contained herein, and makes no representations about its suitability for any purpose.

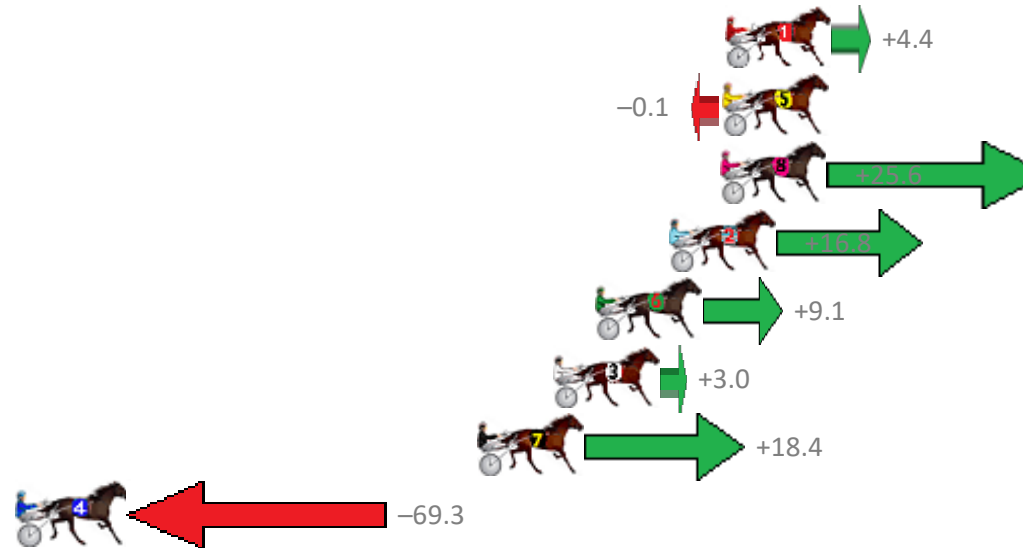
Albion Park Race 3 Distance 2647m

Tuesday, 3 September 2019

Gross Time: 3:22.50 MileRate: 2:03.10 LeadTime: 83.10s First Qtr: 30.70s Second Qtr: 30.30s Third Qtr: 28.60s Fourth Qtr: 29.80s

No	Horse	Plc	Margin	Time	800Time (W)	400 Time (W)
1	JETER	1	0.0m	3:22.50	58.08s (0)	29.44s (0)
5	MISS INVASION	2	0.1m	3:22.51	58.41s (0)	29.81s (0)
8	NORTHERN MUSCLE	3	0.2m	3:22.51	56.53s (1)	28.98s (2)
2	ASTRAL RULER	4	2.2m	3:22.66	57.17s (0)	28.79s (0)
6	IVANOV	5	5.1m	3:22.88	57.74s (0)	29.35s (1)
3	LANSBURY	6	6.8m	3:23.01	58.18s (0)	29.55s (0)
7	FOURSHARESMOREBEE	7	9.8m	3:23.23	57.06s (0)	28.94s (0)
4	KYVALLEY TINMAN	8	90.7m	3:29.26	63.46s (1)	32.83s (0)

Finish Position and metres gained from 800m



Sectionals
Powered by



Home of Australian Harness Sectionals

Get your sectionals delivered to your inbox daily

Check out www.pjdata.com.au



The Racing Queensland Board (trading as Racing Queensland) and provider are not responsible for the completeness or accuracy of any of the information contained herein, and makes no representations about its suitability for any purpose.

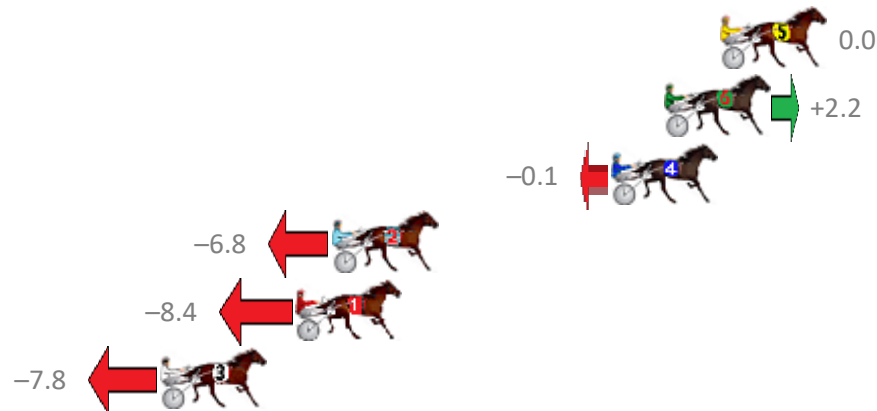
Albion Park Race 4 Distance 1660m

Tuesday, 3 September 2019

Gross Time: 1:56.80 MileRate: 1:53.30 LeadTime: 3.30s First Qtr: 27.80s Second Qtr: 30.10s Third Qtr: 28.10s Fourth Qtr: 27.50s

NoHorse	Plc	Margin	Time	800Time (W)	400 Time (W)
5 GUNRNEEDABIGRBOAT	1	0.0m	1:56.80	55.60s (0)	27.50s (0)
6 STOMPPEM	2	2.2m	1:56.95	55.45s (1)	27.46s (1)
4 CHARMING MAJOR	3	4.3m	1:57.10	55.61s (0)	27.48s (0)
2 THE NEXT STAR	4	15.4m	1:57.86	56.07s (1)	28.05s (1)
1 IM NORMA JEAN	5	16.8m	1:57.96	56.18s (0)	28.01s (0)
3 MACEY JAYDE	6	22.2m	1:58.33	56.14s (0)	28.17s (1)

Finish Position and metres gained from 800m



Sectionals
Powered by



Home of Australian Harness Sectionals

Get your sectionals delivered to your inbox daily

Check out www.pjdata.com.au



The Racing Queensland Board (trading as Racing Queensland) and provider are not responsible for the completeness or accuracy of any of the information contained herein, and makes no representations about its suitability for any purpose.

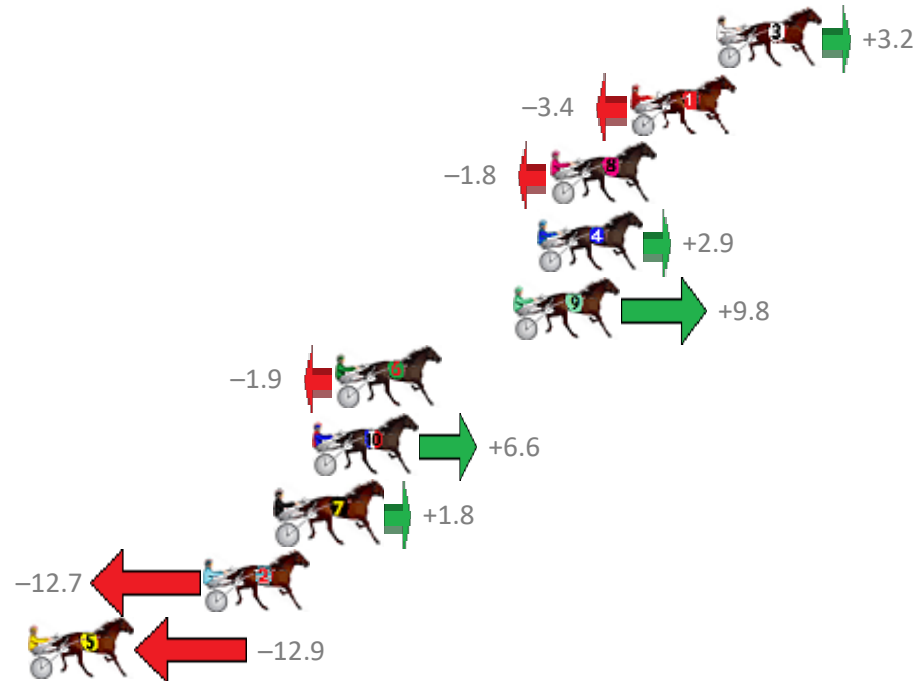
Albion Park Race 5 Distance 1660m

Tuesday, 3 September 2019

Gross Time: 1:59.10 MileRate: 1:55.50 LeadTime: 3.40s First Qtr: 28.50s Second Qtr: 31.90s Third Qtr: 27.30s Fourth Qtr: 28.00s

NoHorse	Plc	Margin	Time	800Time (W)	400 Time (W)
3 THE DOORMAN	1	0.0m	1:59.10	55.08s (1)	28.00s (1)
1 GODDESS JUJON	2	3.4m	1:59.34	55.54s (0)	28.18s (0)
8 KWASII	3	6.6m	1:59.56	55.42s (0)	28.08s (0)
4 THE MONEY BALL	4	7.1m	1:59.60	55.10s (0)	27.80s (0)
9 MISS BLUE GLORY	5	8.0m	1:59.66	54.62s (1)	27.34s (2)
6 PHOTOZEN	6	15.1m	2:00.16	55.43s (1)	28.06s (1)
10 MONTANA EXPRESS	7	16.0m	2:00.22	54.84s (1)	27.54s (2)
7 CHANGEOVERME	8	17.4m	2:00.32	55.18s (0)	27.78s (1)
2 RISKY BUZINESS	9	20.3m	2:00.52	56.18s (1)	28.75s (1)
5 MY WINGMAN	10	27.3m	2:01.01	56.19s (0)	28.83s (0)

Finish Position and metres gained from 800m



Sectionals
Powered by



Home of Australian Harness Sectionals

Get your sectionals delivered to your inbox daily

Check out www.pjdata.com.au



The Racing Queensland Board (trading as Racing Queensland) and provider are not responsible for the completeness or accuracy of any of the information contained herein, and makes no representations about its suitability for any purpose.

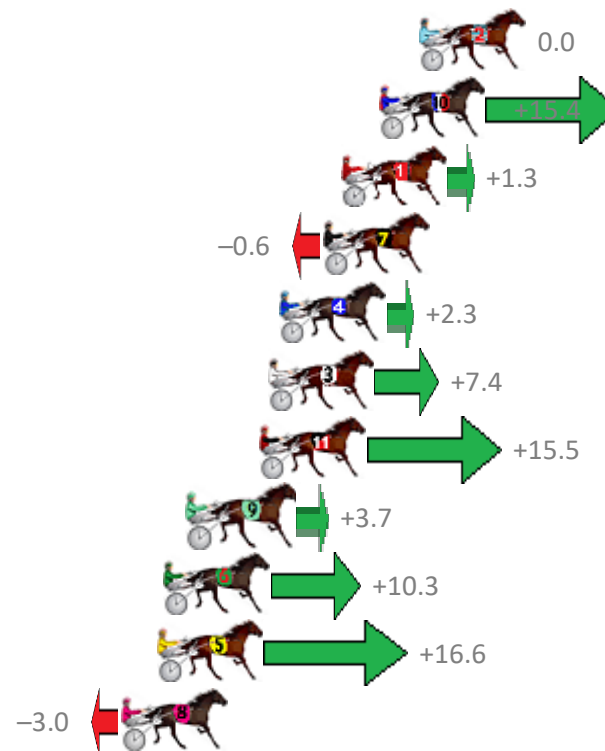
Albion Park Race 6 Distance 2138m

Tuesday, 3 September 2019

Gross Time: 2:37.70 MileRate: 1:58.70 LeadTime: 38.20s First Qtr: 32.50s Second Qtr: 30.40s Third Qtr: 28.10s Fourth Qtr: 28.50s

NoHorse	Plc	Margin	Time	800Time (W)	400 Time (W)
2 GINA MACH	1	0.0m	2:37.70	56.60s (0)	28.50s (0)
10 WHOSTOLEMYPIGEON	2	1.6m	2:37.81	55.51s (1)	27.50s (2)
1 CAESARS ASTRUM	3	3.1m	2:37.92	56.51s (0)	28.32s (0)
7 BUMPER	4	3.8m	2:37.97	56.64s (1)	28.63s (1)
4 UNDERTHEKILT	5	5.5m	2:38.09	56.44s (1)	28.41s (1)
3 MISS MIA	6	6.0m	2:38.13	56.08s (0)	27.80s (0)
11 COBBLER LANE	7	6.3m	2:38.15	55.50s (1)	27.51s (2)
9 SIR MACADOR	8	9.1m	2:38.35	56.34s (1)	28.32s (1)
6 JUSTALITTLE TORQUE	9	10.1m	2:38.42	55.87s (0)	27.78s (0)
5 JUSTA DALE	10	10.4m	2:38.44	55.43s (1)	27.43s (2)
8 TELL THE FUTURE	11	11.8m	2:38.54	56.81s (0)	28.53s (0)

Finish Position and metres gained from 800m



Sectionals
Powered by



Home of Australian Harness Sectionals

Get your sectionals delivered to your inbox daily

Check out www.pjdata.com.au



The Racing Queensland Board (trading as Racing Queensland) and provider are not responsible for the completeness or accuracy of any of the information contained herein, and makes no representations about its suitability for any purpose.


Albion Park Race 7 Distance 2138m

Tuesday, 3 September 2019

Gross Time: 2:35.00 MileRate: 1:56.60 LeadTime: 38.00s First Qtr: 30.70s Second Qtr: 30.90s Third Qtr: 28.80s Fourth Qtr: 26.60s

NoHorse	Plc	Margin	Time	800Time (W)	400 Time (W)
6 TENNYSON BROMAC	1	0.0m	2:35.00	55.22s (1)	26.53s (1)
5 MATTGREGOR	2	0.8m	2:35.05	55.46s (0)	26.65s (0)
1 HOLY CAMP CLIVE	3	2.6m	2:35.17	55.29s (0)	26.47s (0)
4 WATTLEBANK FLYER	4	5.6m	2:35.37	54.89s (0)	26.08s (0)
3 INVINCIBLE LOXTON	5	7.0m	2:35.47	55.40s (1)	26.71s (1)
8 BETTOR VISION	6	7.6m	2:35.51	55.33s (0)	26.51s (0)
7 WHISKEY BLAZE	7	11.7m	2:35.78	55.10s (1)	26.31s (1)
2 LEXUS ON THE BEACH	8	12.0m	2:35.80	55.44s (1)	26.63s (1)

Finish Position and metres gained from 800m



Sectionals
Powered by



Home of Australian Harness Sectionals

Get your sectionals delivered to your inbox daily

Check out www.pjdata.com.au



The Racing Queensland Board (trading as Racing Queensland) and provider are not responsible for the completeness or accuracy of any of the information contained herein, and makes no representations about its suitability for any purpose.