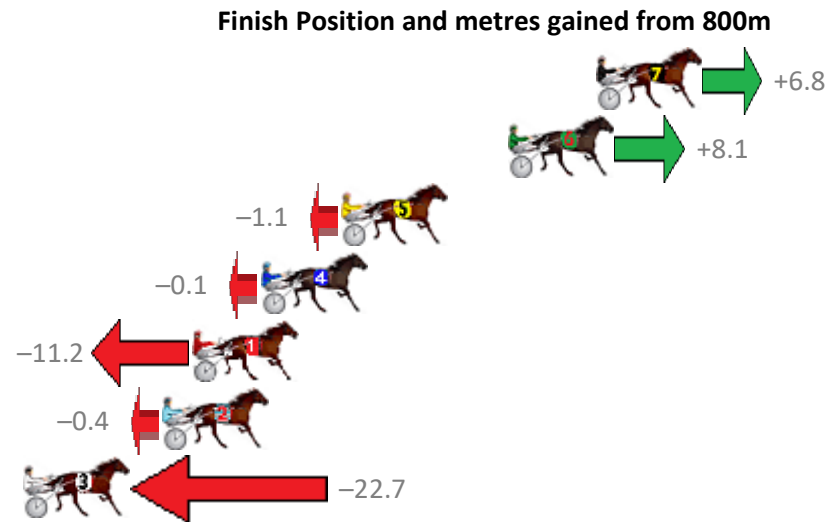


Albion Park Race 1 Distance 2138m

Tuesday, 10 September 2019

Gross Time: 2:42.60 MileRate: 2:00.20 LeadTime: 42.10s First Qtr: 31.70s Second Qtr: 31.70s Third Qtr: 28.10s Fourth Qtr: 29.00s

NoHorse	Plc	Margin	Time	800Time (W)	400 Time (W)
7 NORTHERN MUSCLE	1	0.0m	2:42.60	56.61s (1)	29.00s (1)
6 GREG THE GREAT	2	3.5m	2:42.85	56.52s (1)	28.89s (1)
5 IVANOV	3	10.1m	2:43.33	57.18s (0)	28.88s (0)
4 FOURSHARESMOREBEE	4	13.3m	2:43.56	57.11s (0)	28.80s (0)
1 LANSBURY	5	16.0m	2:43.76	57.90s (0)	29.62s (0)
2 ASTRAL RULER	6	17.2m	2:43.85	57.13s (0)	29.15s (1)
3 MISS INVASION	7	22.7m	2:44.25	58.72s (0)	30.46s (0)



Sectionals
Powered by



Home of Australian Harness Sectionals

Get your sectionals delivered to your inbox daily

Check out www.pjdata.com.au



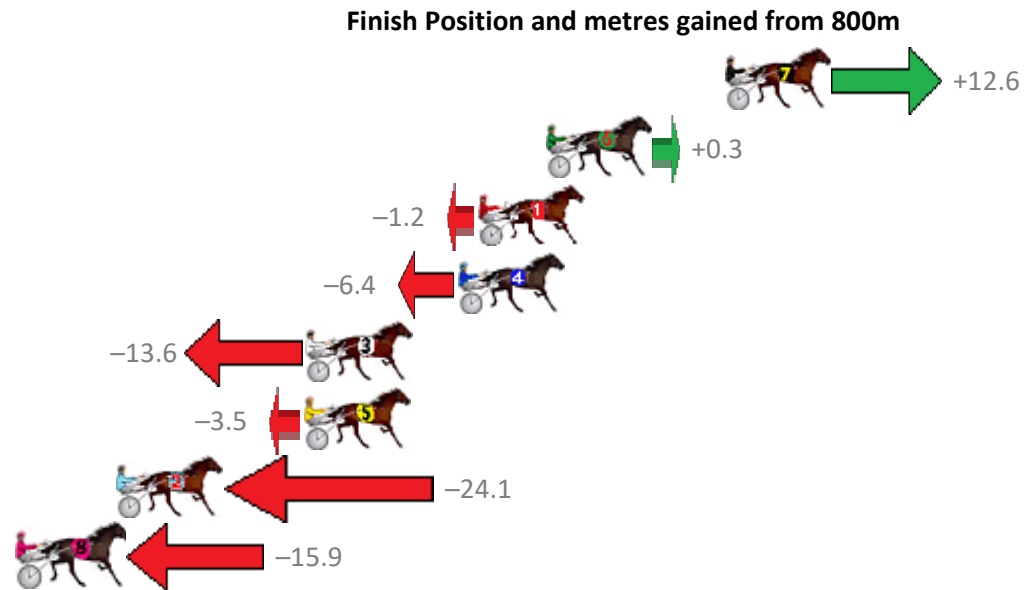
The Racing Queensland Board (trading as Racing Queensland) and provider are not responsible for the completeness or accuracy of any of the information contained herein, and makes no representations about its suitability for any purpose.

Albion Park Race 2 Distance 2647m

Tuesday, 10 September 2019

Gross Time: 3:23.20 MileRate: 2:03.10 LeadTime: 81.60s First Qtr: 30.60s Second Qtr: 31.70s Third Qtr: 29.30s Fourth Qtr: 30.00s

NoHorse	Plc	Margin	Time	800Time (W)	400 Time (W)
7 HEART OF CHANGE	1	0.0m	3:23.20	58.37s (1)	30.00s (2)
6 WHATABOYZ	2	7.1m	3:23.73	59.28s (1)	30.11s (2)
1 SOMEDASH	3	9.8m	3:23.93	59.39s (0)	29.75s (0)
4 DAY TOURER	4	10.6m	3:23.99	59.77s (0)	30.18s (0)
3 THE REAPER	5	16.6m	3:24.44	60.31s (1)	30.99s (1)
5 MONORAIL	6	16.7m	3:24.45	59.56s (0)	30.47s (1)
2 LAVROS SEGIL	7	24.1m	3:25.01	61.09s (0)	31.51s (0)
8 IM THE COMMANDO	8	33.1m	3:25.68	60.48s (1)	31.73s (2)



Sectionals
Powered by



Home of Australian Harness Sectionals

Get your sectionals delivered to your inbox daily

Check out www.pjdata.com.au



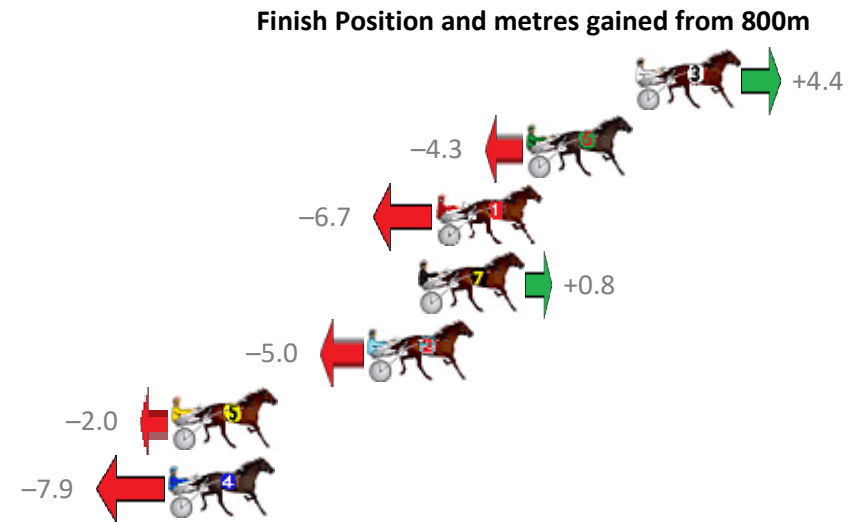
The Racing Queensland Board (trading as Racing Queensland) and provider are not responsible for the completeness or accuracy of any of the information contained herein, and makes no representations about its suitability for any purpose.

Albion Park Race 3 Distance 2138m

Tuesday, 10 September 2019

Gross Time: 2:37.30 MileRate: 1:58.40 LeadTime: 40.60s First Qtr: 30.40s Second Qtr: 31.30s Third Qtr: 27.10s Fourth Qtr: 27.90s

NoHorse	Plc	Margin	Time	800Time (W)	400 Time (W)
3 MISS BLUE GLORY	1	0.0m	2:37.30	54.70s (1)	27.66s (1)
6 THE DOORMAN	2	4.3m	2:37.60	55.30s (1)	28.20s (0)
1 GODDESS JUJON	3	7.9m	2:37.85	55.46s (0)	28.06s (0)
7 MONTANA EXPRESS	4	8.6m	2:37.90	54.94s (1)	27.90s (1)
2 THE MONEY BALL	5	10.6m	2:38.04	55.34s (0)	27.96s (0)
5 MISS MIA	6	18.4m	2:38.58	55.14s (1)	28.04s (1)
4 PHOTOZEN	7	18.5m	2:38.59	55.54s (0)	28.05s (0)



Sectionals
Powered by



Home of Australian Harness Sectionals

Get your sectionals delivered to your inbox daily

Check out www.pjdata.com.au



The Racing Queensland Board (trading as Racing Queensland) and provider are not responsible for the completeness or accuracy of any of the information contained herein, and makes no representations about its suitability for any purpose.

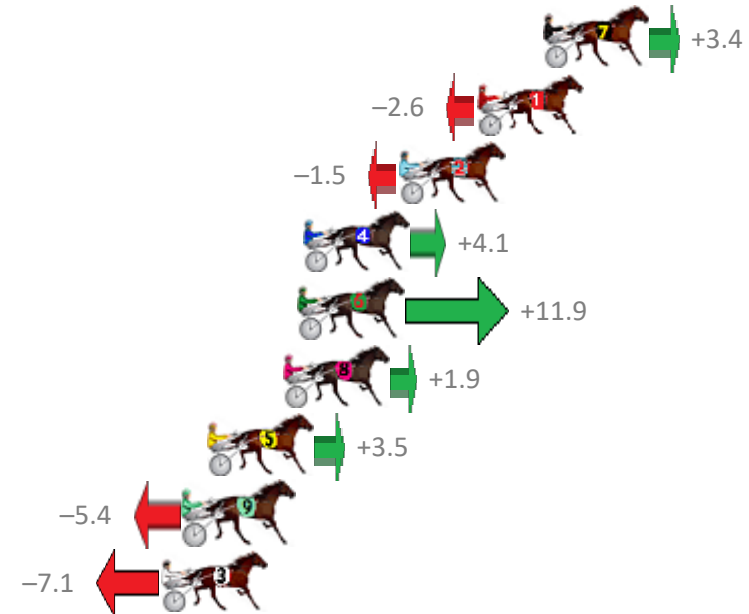
Albion Park Race 4 Distance 1660m

Tuesday, 10 September 2019

Gross Time: 2:02.90 MileRate: 1:59.10 LeadTime: 3.50s First Qtr: 28.50s Second Qtr: 32.80s Third Qtr: 29.20s Fourth Qtr: 28.90s

NoHorse	Plc	Margin	Time	800Time (W)	400 Time (W)
7 THE HUMMER	1	0.0m	2:02.90	57.85s (1)	28.77s (1)
1 BEEF CITY STARZZZ	2	2.6m	2:03.09	58.29s (0)	29.09s (0)
2 THATS FUNNY	3	5.7m	2:03.31	58.21s (0)	28.99s (0)
4 LAZY BLAZE	4	9.5m	2:03.59	57.80s (0)	28.29s (0)
6 ONYA DOUG	5	9.7m	2:03.60	57.24s (1)	28.57s (2)
8 MISTER FAHRENHEIT	6	10.3m	2:03.64	57.96s (1)	28.47s (1)
5 GOOD BOY OLIVER	7	13.3m	2:03.86	57.85s (1)	28.33s (2)
9 RAYONG PRINCESS	8	14.2m	2:03.93	58.49s (0)	28.94s (0)
3 THE LAST DRAGON	9	15.1m	2:03.99	58.62s (1)	29.49s (1)

Finish Position and metres gained from 800m



Sectionals
Powered by



Home of Australian Harness Sectionals

Get your sectionals delivered to your inbox daily

Check out www.pjdata.com.au



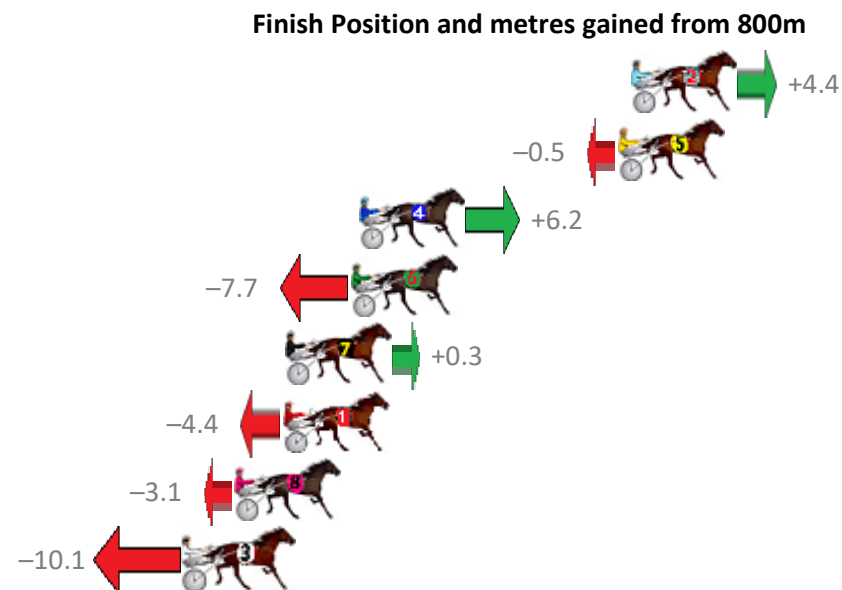
The Racing Queensland Board (trading as Racing Queensland) and provider are not responsible for the completeness or accuracy of any of the information contained herein, and makes no representations about its suitability for any purpose.

Albion Park Race 5 Distance 2138m

Tuesday, 10 September 2019

Gross Time: 2:39.40 MileRate: 2:00.00 LeadTime: 39.50s First Qtr: 30.40s Second Qtr: 31.30s Third Qtr: 28.70s Fourth Qtr: 29.50s

NoHorse	Plc	Margin	Time	800Time (W)	400 Time (W)
2 HALLY GUINEVERE	1	0.0m	2:39.40	57.88s (0)	29.16s (0)
5 HALF MOON BEACH	2	0.5m	2:39.44	58.24s (0)	29.54s (0)
4 TORQUE TO THE MAX	3	10.8m	2:40.20	57.75s (1)	29.34s (2)
6 BEYONSKI	4	11.1m	2:40.22	58.76s (1)	30.08s (1)
7 OUR MASQUERADE	5	13.7m	2:40.41	58.18s (0)	29.58s (1)
1 SHEMOZZLE	6	13.8m	2:40.42	58.52s (0)	29.81s (0)
8 SUPREME BANNER	7	15.7m	2:40.56	58.43s (1)	30.05s (2)
3 IDIOTS DREAM	8	17.7m	2:40.71	58.93s (1)	30.20s (1)



Sectionals
Powered by



Home of Australian Harness Sectionals

Get your sectionals delivered to your inbox daily

Check out www.pjdata.com.au



The Racing Queensland Board (trading as Racing Queensland) and provider are not responsible for the completeness or accuracy of any of the information contained herein, and makes no representations about its suitability for any purpose.

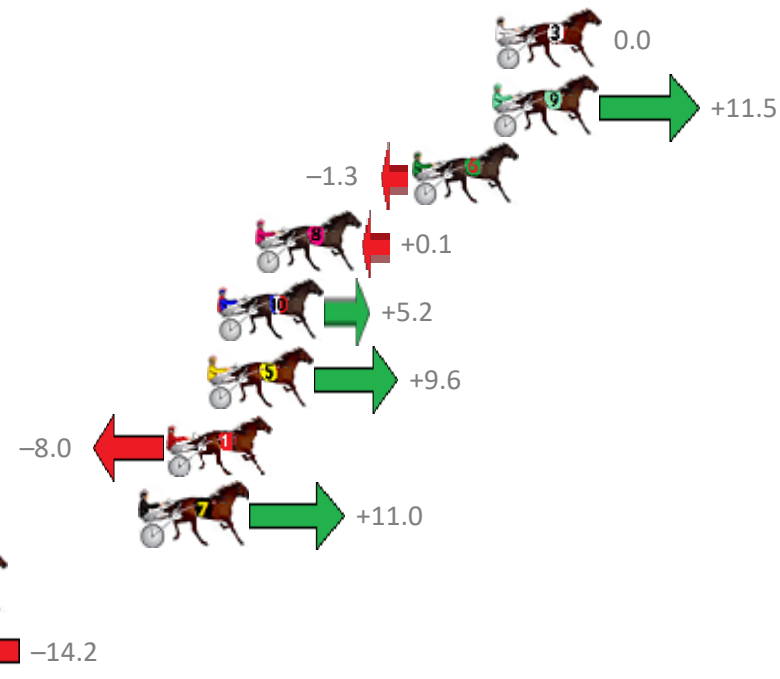
Albion Park Race 6 Distance 2138m

Tuesday, 10 September 2019

Gross Time: 2:34.90 MileRate: 1:56.60 LeadTime: 37.50s First Qtr: 30.50s Second Qtr: 31.30s Third Qtr: 28.00s Fourth Qtr: 27.60s

NoHorse	Plc	Margin	Time	800Time (W)	400 Time (W)
3 BUMPER	1	0.0m	2:34.90	55.60s (0)	27.60s (0)
9 THATS HOW WEROLL	2	0.1m	2:34.91	54.80s (1)	27.15s (2)
6 COBBLER LANE	3	3.3m	2:35.13	55.69s (1)	27.76s (1)
8 JUSTA DALE	4	9.5m	2:35.56	55.59s (0)	27.52s (0)
10 GRIZZLY MONTANA	5	11.0m	2:35.66	55.24s (1)	27.57s (2)
5 ELMAUR JOY	6	11.4m	2:35.69	54.93s (1)	27.54s (1)
1 GOALKICKER	7	13.0m	2:35.80	56.16s (0)	28.07s (0)
7 HAVANA MOON	8	14.0m	2:35.87	54.84s (1)	27.46s (2)
2 SUBTLE ADVICE	9	23.5m	2:36.52	56.76s (1)	28.72s (1)
4 MOONLIGHT JACK	10	43.8m	2:37.92	56.59s (1)	29.09s (1)

Finish Position and metres gained from 800m



Sectionals
Powered by



Home of Australian Harness Sectionals

Get your sectionals delivered to your inbox daily

Check out www.pjdata.com.au



The Racing Queensland Board (trading as Racing Queensland) and provider are not responsible for the completeness or accuracy of any of the information contained herein, and makes no representations about its suitability for any purpose.

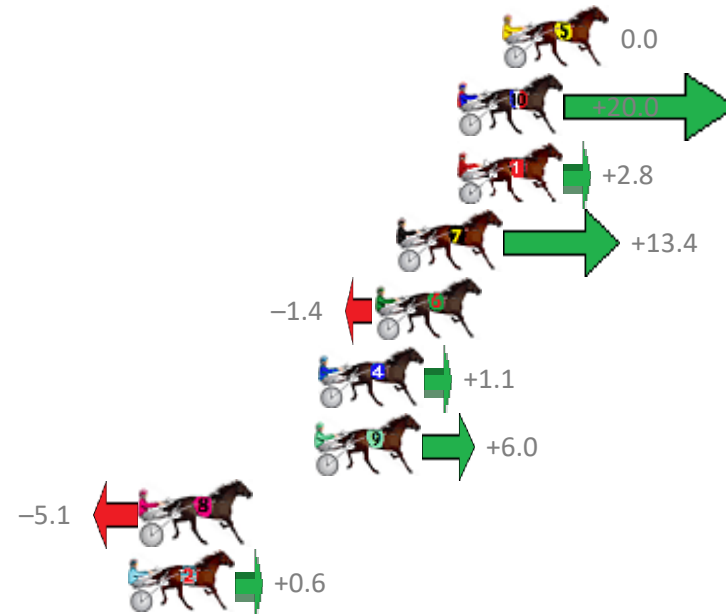
Albion Park Race 7 Distance 1660m

Tuesday, 10 September 2019

Gross Time: 1:58.00 MileRate: 1:54.40 LeadTime: 3.30s First Qtr: 27.40s Second Qtr: 30.70s Third Qtr: 28.10s Fourth Qtr: 28.50s

NoHorse	Plc	Margin	Time	800Time (W)	400 Time (W)
5 CHAPTER ONE	1	0.0m	1:58.00	56.60s (0)	28.50s (0)
10 MACEY JAYDE	2	1.8m	1:58.13	55.18s (1)	27.84s (2)
1 LEXUS ON THE BEACH	3	1.8m	1:58.13	56.40s (0)	28.30s (0)
7 FAT PROPHET	4	4.2m	1:58.30	55.65s (1)	28.29s (1)
6 GASMONKEY	5	5.0m	1:58.36	56.70s (1)	28.73s (1)
4 LIVING AGAIN	6	7.3m	1:58.52	56.52s (1)	28.89s (2)
9 LETS CUT LOOSE	7	7.4m	1:58.53	56.18s (1)	28.57s (2)
8 BET IM SPECIAL	8	14.3m	1:59.02	56.96s (0)	28.88s (0)
2 YANKEE STRUTTER	9	14.8m	1:59.05	56.56s (0)	28.60s (0)

Finish Position and metres gained from 800m



Sectionals
Powered by



Home of Australian Harness Sectionals

Get your sectionals delivered to your inbox daily

Check out www.pjdata.com.au



The Racing Queensland Board (trading as Racing Queensland) and provider are not responsible for the completeness or accuracy of any of the information contained herein, and makes no representations about its suitability for any purpose.

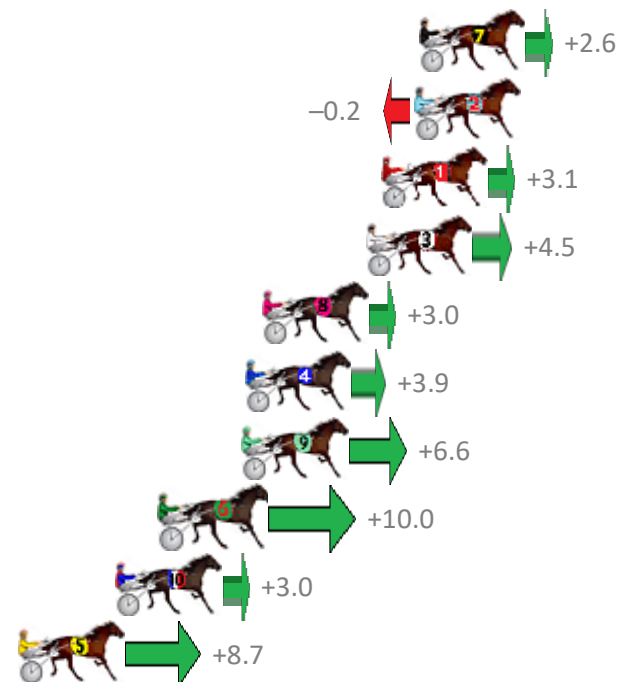
Albion Park Race 8 Distance 1660m

Tuesday, 10 September 2019

Gross Time: 1:57.00 MileRate: 1:53.40 LeadTime: 3.30s First Qtr: 26.80s Second Qtr: 30.30s Third Qtr: 28.20s Fourth Qtr: 28.40s

NoHorse	Plc	Margin	Time	800Time (W)	400 Time (W)
7 TENNYSON BROMAC	1	0.0m	1:57.00	56.42s (1)	28.00s (1)
2 CARDLESFROMHEAVEN	2	0.2m	1:57.01	56.61s (0)	28.41s (0)
1 IMA SEA STORM	3	1.5m	1:57.11	56.38s (0)	28.14s (0)
3 NEWMERELLA SHARKIE	4	2.1m	1:57.15	56.28s (1)	27.85s (1)
8 SWEET AS	5	6.2m	1:57.44	56.39s (0)	28.14s (0)
4 INVINCIBLE LOXTON	6	6.9m	1:57.49	56.32s (1)	28.08s (2)
9 RORY MACH	7	7.0m	1:57.50	56.13s (0)	27.86s (0)
6 PLATINUM ROULETTE	8	10.2m	1:57.72	55.89s (1)	27.59s (0)
10 BODHI TREE	9	12.0m	1:57.85	56.39s (1)	28.12s (1)
5 PINUP BOY	10	15.9m	1:58.13	55.98s (1)	27.78s (1)

Finish Position and metres gained from 800m



Sectionals
Powered by



Home of Australian Harness Sectionals

Get your sectionals delivered to your inbox daily

Check out www.pjdata.com.au



The Racing Queensland Board (trading as Racing Queensland) and provider are not responsible for the completeness or accuracy of any of the information contained herein, and makes no representations about its suitability for any purpose.