


# Albion Park Race 1 Distance 1660m

Saturday, 14 September 2019

Gross Time: 1:55.70 MileRate: 1:52.20 LeadTime: 3.40s First Qtr: 28.20s Second Qtr: 28.80s Third Qtr: 27.70s Fourth Qtr: 27.60s

NoHorse	Plc	Margin	Time	800Time (W)	400 Time (W)
8 CRUZY DUDE	1	0.0m	1:55.70	55.00s (1)	27.60s (1)
1 FEEL THE REIGN	2	3.8m	1:55.96	55.27s (0)	27.56s (0)
7 BRADS LUCK	3	7.0m	1:56.18	55.78s (0)	28.08s (0)
3 STORMONT STAR	4	11.8m	1:56.51	55.51s (1)	28.10s (1)
4 SPRINGFIELD SPIRIT	5	12.0m	1:56.53	55.20s (1)	27.78s (1)
5 HARD TO HEAR	6	14.6m	1:56.71	55.36s (0)	27.57s (0)
2 PADRISIMO	7	16.2m	1:56.82	55.83s (0)	28.03s (0)
6 EARL JUJON	8	18.2m	1:56.96	54.61s (1)	27.38s (0)
9 OFFTHETOPOFMYHEAD	9	19.6m	1:57.05	55.34s (1)	27.86s (1)
10 SKYFELLA CAM	10	19.9m	1:57.07	55.04s (1)	27.59s (1)

Finish Position and metres gained from 800m



Sectionals  
Powered by



Home of Australian Harness Sectionals

Get your sectionals delivered to your inbox daily

Check out [www.pjdata.com.au](http://www.pjdata.com.au)




The Racing Queensland Board (trading as Racing Queensland) and provider are not responsible for the completeness or accuracy of any of the information contained herein, and makes no representations about its suitability for any purpose.

# Albion Park Race 2 Distance 1660m

Saturday, 14 September 2019

Gross Time: 1:56.80 MileRate: 1:53.20 LeadTime: 3.40s First Qtr: 27.90s Second Qtr: 29.40s Third Qtr: 27.60s Fourth Qtr: 28.50s

No	Horse	Plc	Margin	Time	800Time (W)	400 Time (W)
1	CASINO TOMMY	1	0.0m	1:56.80	56.10s (0)	28.50s (0)
8	DIVAS DELIGHT	2	2.1m	1:56.95	55.92s (0)	28.28s (0)
3	OUR MELS DREAM	3	2.9m	1:57.01	55.53s (1)	27.97s (2)
7	PLATINUM ROULETTE	4	6.4m	1:57.26	56.37s (1)	28.77s (1)
10	WATTLEBANK FLYER	5	6.4m	1:57.26	55.10s (1)	27.87s (2)
5	OUR BUSCEMI	6	11.4m	1:57.61	55.45s (0)	28.26s (0)
4	RORY MACH	7	11.7m	1:57.63	55.18s (1)	27.92s (2)
2	ZAC MAC	8	12.5m	1:57.69	55.87s (1)	28.22s (1)
6	SWEET AS	9	13.5m	1:57.76	56.57s (1)	28.96s (1)
9	THREO	10	15.7m	1:57.92	56.56s (0)	28.91s (0)



Sectionals  
Powered by



Home of Australian Harness Sectionals

Get your sectionals delivered to your inbox daily

Check out [www.pjdata.com.au](http://www.pjdata.com.au)



The Racing Queensland Board (trading as Racing Queensland) and provider are not responsible for the completeness or accuracy of any of the information contained herein, and makes no representations about its suitability for any purpose.

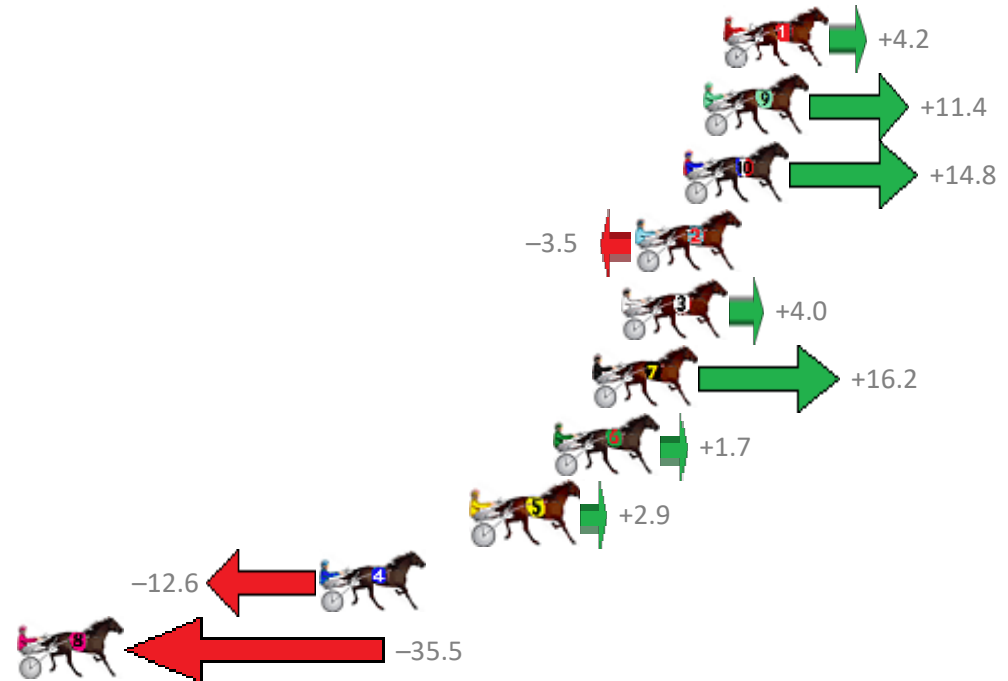
# Albion Park Race 3 Distance 2138m

Saturday, 14 September 2019

Gross Time: 2:34.20 MileRate: 1:56.00 LeadTime: 37.30s First Qtr: 30.70s Second Qtr: 30.50s Third Qtr: 26.80s Fourth Qtr: 28.90s

NoHorse	Plc	Margin	Time	800Time (W)	400 Time (W)
1 FIOKI	1	0.0m	2:34.20	55.41s (0)	28.58s (0)
9 SOMWHEREOVARAINB	2	0.8m	2:34.26	54.91s (1)	28.11s (1)
10 LETS CUT LOOSE	3	1.6m	2:34.32	54.67s (1)	27.85s (1)
2 IMA TOP TYCOON	4	3.5m	2:34.45	55.94s (0)	29.15s (0)
3 BEE GEES BANDIT	5	4.0m	2:34.49	55.42s (1)	28.77s (1)
7 WHISKEY BLAZE	6	5.2m	2:34.58	54.57s (1)	27.63s (1)
6 BEAU CISHLOM	7	6.7m	2:34.68	55.58s (0)	28.76s (0)
5 LIKEALLOFUS	8	9.9m	2:34.92	55.50s (0)	28.57s (0)
4 SQUIRE	9	16.0m	2:35.36	56.58s (1)	30.04s (1)
8 ELMS CREEK	10	59.3m	2:38.48	58.17s (0)	30.80s (0)

Finish Position and metres gained from 800m



Sectionals  
Powered by



Home of Australian Harness Sectionals

Get your sectionals delivered to your inbox daily

Check out [www.pjdata.com.au](http://www.pjdata.com.au)



The Racing Queensland Board (trading as Racing Queensland) and provider are not responsible for the completeness or accuracy of any of the information contained herein, and makes no representations about its suitability for any purpose.

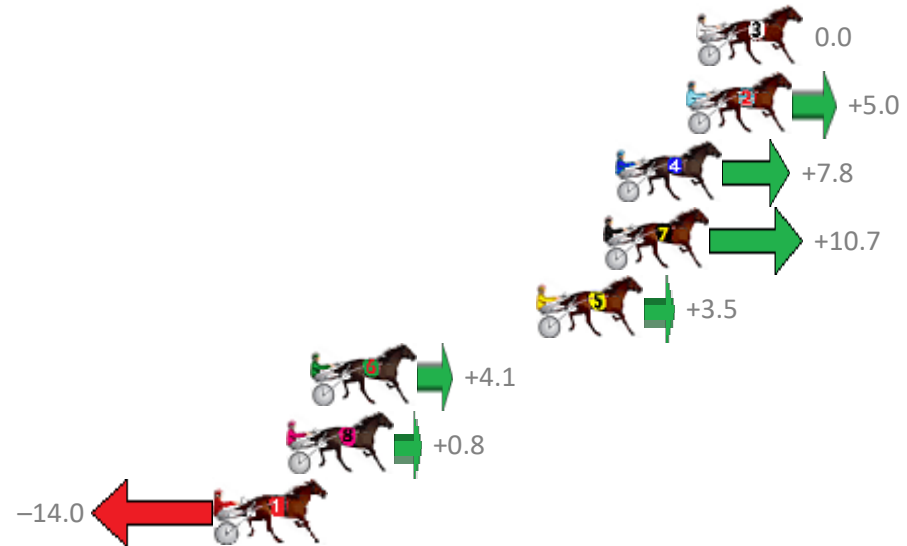
# Albion Park Race 4 Distance 1660m

Saturday, 14 September 2019

Gross Time: 1:54.90 MileRate: 1:51.40 LeadTime: 3.40s First Qtr: 26.40s Second Qtr: 29.60s Third Qtr: 27.00s Fourth Qtr: 28.50s

No	Horse	Plc	Margin	Time	800Time (W)	400 Time (W)
3	WATCH PULP FICTION	1	0.0m	1:54.90	55.50s (0)	28.50s (0)
2	AZTEC BROMAC	2	0.4m	1:54.93	55.15s (0)	28.14s (0)
4	THE SHADY ONE	3	3.2m	1:55.13	54.96s (0)	28.09s (1)
7	MACH ALERT	4	3.7m	1:55.16	54.76s (1)	27.74s (3)
5	TOM ME GUN	5	6.3m	1:55.35	55.26s (1)	28.32s (3)
6	NORTHVIEW HUSTLER	6	15.3m	1:55.99	55.22s (1)	28.69s (4)
8	LEOS BEST	7	16.2m	1:56.05	55.44s (0)	28.70s (0)
1	PEMBROOKS PASSION	8	19.0m	1:56.25	56.47s (1)	28.96s (2)

Finish Position and metres gained from 800m



Sectionals  
Powered by



Home of Australian Harness Sectionals

Get your sectionals delivered to your inbox daily

Check out [www.pjdata.com.au](http://www.pjdata.com.au)



The Racing Queensland Board (trading as Racing Queensland) and provider are not responsible for the completeness or accuracy of any of the information contained herein, and makes no representations about its suitability for any purpose.

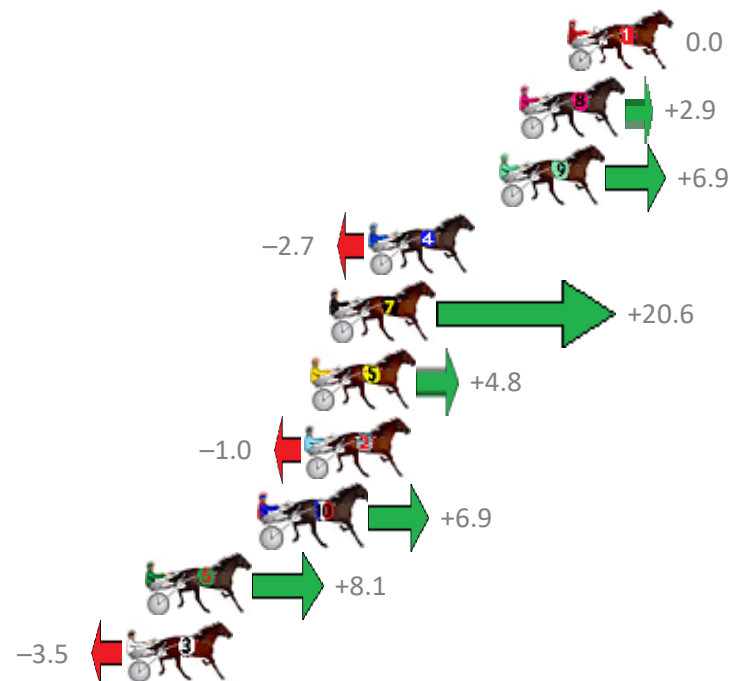
# Albion Park Race 5 Distance 1660m

Saturday, 14 September 2019

Gross Time: 1:58.80 MileRate: 1:55.20 LeadTime: 3.30s First Qtr: 28.00s Second Qtr: 30.60s Third Qtr: 27.70s Fourth Qtr: 29.20s

NoHorse	Plc	Margin	Time	800Time (W)	400 Time (W)
1 GREGS LEGACY	1	0.0m	1:58.80	56.90s (0)	29.20s (0)
8 RANFURLY RULZ	2	1.9m	1:58.94	56.69s (0)	29.00s (0)
9 RIVERLEIGH WILLIAM	3	2.7m	1:59.00	56.41s (0)	28.74s (0)
4 RUATO BAY	4	7.9m	1:59.38	57.09s (1)	29.38s (1)
7 MUCHO MACHO MAN	5	9.4m	1:59.49	55.43s (1)	28.27s (1)
5 FUTURE FUN	6	10.2m	1:59.54	56.56s (0)	28.84s (0)
2 FLYING WINGARD	7	10.4m	1:59.56	56.97s (1)	29.19s (1)
10 MISTER HART	8	12.1m	1:59.68	56.41s (1)	29.31s (2)
6 VANDE VELDE	9	16.7m	2:00.02	56.32s (1)	29.15s (1)
3 CAPTAIN COSMONAUT	10	17.5m	2:00.08	57.15s (1)	30.16s (2)

Finish Position and metres gained from 800m



Sectionals  
Powered by



Home of Australian Harness Sectionals

Get your sectionals delivered to your inbox daily

Check out [www.pjdata.com.au](http://www.pjdata.com.au)



The Racing Queensland Board (trading as Racing Queensland) and provider are not responsible for the completeness or accuracy of any of the information contained herein, and makes no representations about its suitability for any purpose.

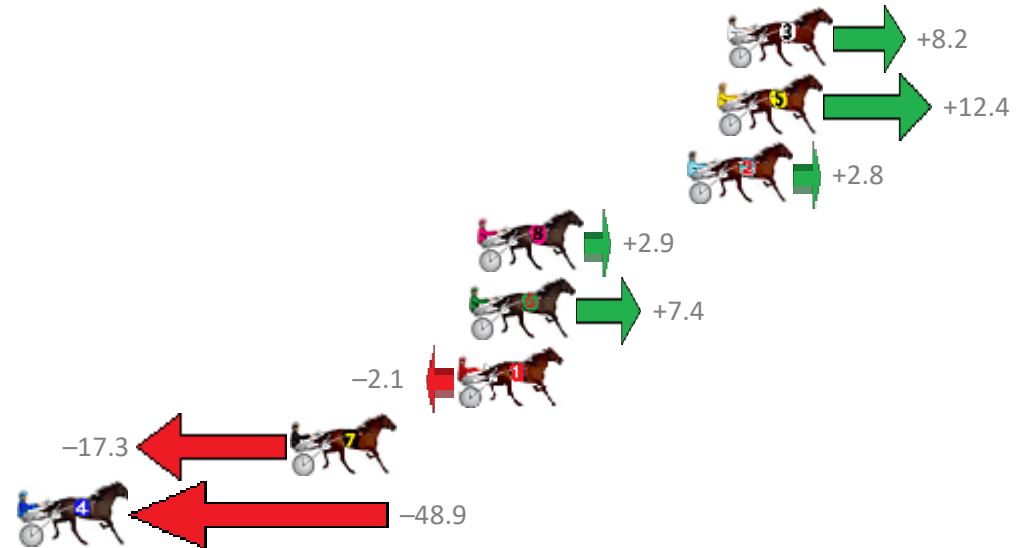
# Albion Park Race 6 Distance 2138m

Saturday, 14 September 2019

Gross Time: 2:33.60 MileRate: 1:55.60 LeadTime: 36.40s First Qtr: 30.50s Second Qtr: 29.80s Third Qtr: 28.40s Fourth Qtr: 28.50s

NoHorse	Plc	Margin	Time	800Time (W)	400 Time (W)
3 IMA BLACK BEAUTY	1	0.0m	2:33.60	56.32s (1)	28.50s (1)
5 AQUA MISS	2	0.4m	2:33.63	56.02s (1)	28.22s (2)
2 BALLERINA COURU	3	1.6m	2:33.71	56.70s (0)	28.31s (0)
8 PROPHECY	4	9.9m	2:34.31	56.69s (0)	28.54s (2)
6 GETOUTNWALK	5	10.2m	2:34.33	56.37s (1)	28.53s (3)
1 MELANNA BEACH	6	10.7m	2:34.36	57.05s (0)	28.66s (0)
7 JUST SEDUCE ME	7	17.3m	2:34.83	58.13s (0)	29.73s (0)
4 THE NEXT STAR	8	52.9m	2:37.37	60.38s (1)	31.60s (1)

Finish Position and metres gained from 800m



Sectionals  
Powered by



Home of Australian Harness Sectionals

Get your sectionals delivered to your inbox daily

Check out [www.pjdata.com.au](http://www.pjdata.com.au)



The Racing Queensland Board (trading as Racing Queensland) and provider are not responsible for the completeness or accuracy of any of the information contained herein, and makes no representations about its suitability for any purpose.




# Albion Park Race 7 Distance 1660m

Saturday, 14 September 2019

Gross Time: 1:57.70 MileRate: 1:54.10 LeadTime: 3.40s First Qtr: 27.70s Second Qtr: 30.10s Third Qtr: 27.80s Fourth Qtr: 28.70s

NoHorse	Plc	Margin	Time	800Time (W)	400 Time (W)
9 TENNYSON BROMAC	1	0.0m	1:57.70	55.98s (1)	28.28s (1)
3 NO CONFESSION	2	2.3m	1:57.87	55.83s (1)	28.13s (1)
1 KID MONTANA	3	5.4m	1:58.09	56.50s (0)	28.73s (0)
2 COBBLER LANE	4	5.6m	1:58.10	56.75s (1)	29.06s (1)
7 MAJOR CURRENCY	5	6.5m	1:58.17	55.81s (1)	28.12s (1)
5 THE GOLDEN CROSS	6	10.2m	1:58.43	56.18s (0)	28.43s (0)
10 CROWNING GLORY	7	11.2m	1:58.50	56.54s (0)	28.80s (0)
4 MAJOR GENERALJUJON	8	14.8m	1:58.76	56.13s (0)	28.38s (0)
6 OUR SEQUEL	9	19.7m	1:59.11	57.89s (0)	30.11s (0)
8 CROOKWELL JAKE	10	20.9m	1:59.20	56.35s (1)	28.76s (1)

Finish Position and metres gained from 800m



Sectionals  
Powered by



Home of Australian Harness Sectionals

Get your sectionals delivered to your inbox daily

Check out [www.pjdata.com.au](http://www.pjdata.com.au)



The Racing Queensland Board (trading as Racing Queensland) and provider are not responsible for the completeness or accuracy of any of the information contained herein, and makes no representations about its suitability for any purpose.

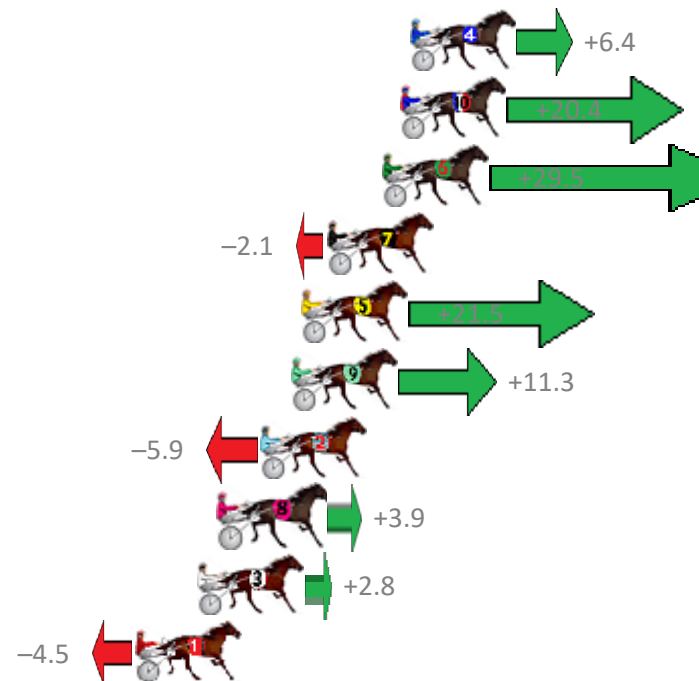
# Albion Park Race 8 Distance 1660m

Saturday, 14 September 2019

Gross Time: 1:59.40 MileRate: 1:55.70 LeadTime: 3.40s First Qtr: 28.40s Second Qtr: 29.90s Third Qtr: 28.10s Fourth Qtr: 29.60s

NoHorse	Plc	Margin	Time	800Time (W)	400 Time (W)
4 TASSINI	1	0.0m	1:59.40	57.24s (1)	29.24s (1)
10 IDEAL BLISS	2	0.4m	1:59.43	56.23s (1)	28.25s (2)
6 STEVIE DEE	3	1.1m	1:59.48	55.57s (1)	27.65s (1)
7 MADAME LEZA	4	3.3m	1:59.64	57.85s (1)	29.84s (1)
5 KINETIC KATE	5	4.3m	1:59.72	56.15s (1)	28.23s (1)
9 JANIES GOT A GUN	6	4.7m	1:59.75	56.88s (1)	28.91s (2)
2 GINA MACH	7	5.9m	1:59.84	58.13s (0)	29.96s (0)
8 HAPPY FEELINGS	8	7.5m	1:59.96	57.42s (0)	29.37s (0)
3 COLOMBIAN GOLD	9	8.4m	2:00.02	57.50s (1)	29.51s (1)
1 KOTARE KASAI	10	10.9m	2:00.21	58.02s (0)	29.93s (0)

Finish Position and metres gained from 800m



Sectionals  
Powered by



Home of Australian Harness Sectionals

Get your sectionals delivered to your inbox daily

Check out [www.pjdata.com.au](http://www.pjdata.com.au)



The Racing Queensland Board (trading as Racing Queensland) and provider are not responsible for the completeness or accuracy of any of the information contained herein, and makes no representations about its suitability for any purpose.




# Albion Park Race 9 Distance 2138m

Saturday, 14 September 2019

Gross Time: 2:38.10 MileRate: 1:59.00 LeadTime: 38.10s First Qtr: 30.60s Second Qtr: 31.20s Third Qtr: 29.70s Fourth Qtr: 28.50s

NoHorse	Plc	Margin	Time	800Time (W)	400 Time (W)
5 OUR OVERANOVA	1	0.0m	2:38.10	58.20s (1)	28.50s (1)
3 GEE UP NEDDY	2	1.1m	2:38.18	57.95s (1)	28.22s (1)
4 MIRACLE RISING	3	2.0m	2:38.24	57.68s (1)	27.93s (1)
2 QUIETLY SPOKEN	4	6.4m	2:38.56	58.67s (0)	28.94s (0)
7 SOUTHERN ALPS	5	10.6m	2:38.86	58.29s (0)	28.54s (0)
6 EMPIRE BAY	6	56.3m	2:42.11	61.29s (1)	31.49s (1)
1 LAVROS TEXAS	7	96.0m	2:44.94	64.82s (0)	34.98s (0)

Finish Position and metres gained from 800m



Sectionals  
Powered by



Home of Australian Harness Sectionals

Get your sectionals delivered to your inbox daily

Check out [www.pjdata.com.au](http://www.pjdata.com.au)



The Racing Queensland Board (trading as Racing Queensland) and provider are not responsible for the completeness or accuracy of any of the information contained herein, and makes no representations about its suitability for any purpose.