

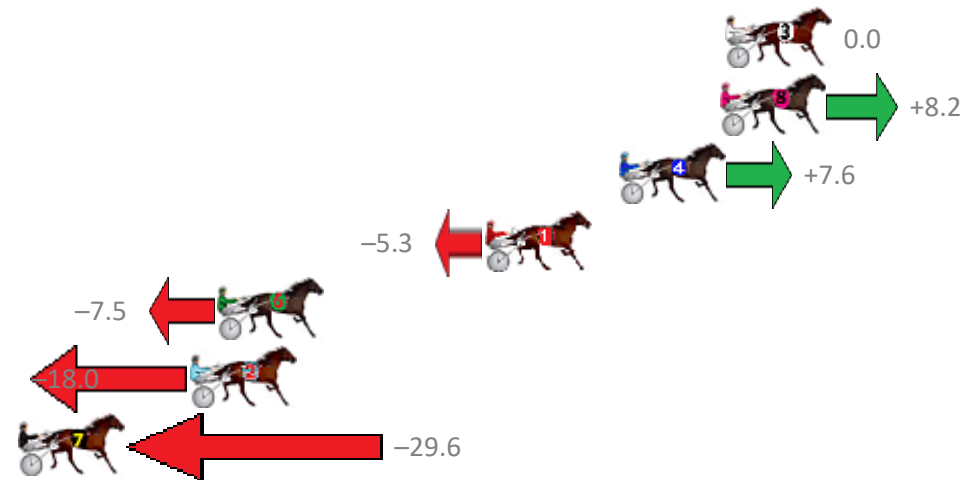
Albion Park Race 1 Distance 2138m

Monday, 16 September 2019

Gross Time: 2:36.70 MileRate: 1:57.90 LeadTime: 37.60s First Qtr: 30.90s Second Qtr: 30.80s Third Qtr: 28.70s Fourth Qtr: 28.70s

NoHorse	Plc	Margin	Time	800Time (W)	400 Time (W)
3 NICSTAR	1	0.0m	2:36.70	57.40s (0)	28.70s (0)
8 COBALT BLUES	2	0.2m	2:36.71	56.81s (0)	28.10s (0)
4 HESLUVABLE	3	4.2m	2:37.00	56.85s (1)	28.15s (1)
1 ITZ MAJOR LOOK	4	9.5m	2:37.38	57.78s (0)	29.05s (0)
6 IMPETUOSO	5	20.1m	2:38.14	57.94s (0)	29.17s (0)
2 BILLBOARD BONNIE	6	21.2m	2:38.22	58.69s (1)	30.01s (1)
7 BEEJAYS DELIGHT	7	37.2m	2:39.37	59.52s (1)	30.82s (1)

Finish Position and metres gained from 800m



Sectionals
Powered by



Home of Australian Harness Sectionals

Get your sectionals delivered to your inbox daily

Check out www.pjdata.com.au



The Racing Queensland Board (trading as Racing Queensland) and provider are not responsible for the completeness or accuracy of any of the information contained herein, and makes no representations about its suitability for any purpose.

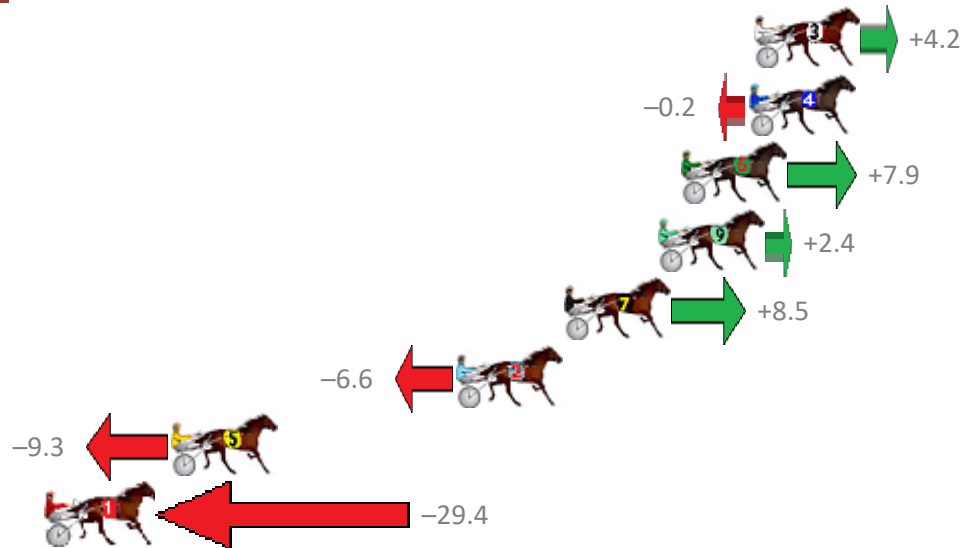
Albion Park Race 2 Distance 1660m

Monday, 16 September 2019

Gross Time: 2:01.00 MileRate: 1:57.30 LeadTime: 3.30s First Qtr: 27.40s Second Qtr: 31.40s Third Qtr: 28.80s Fourth Qtr: 30.10s

NoHorse	Plc	Margin	Time	800Time (W)	400 Time (W)
3 THANKHEAVNFORGIRLS	1	0.0m	2:01.00	58.59s (0)	29.77s (0)
4 ZED EXPRESS	2	0.2m	2:01.02	58.91s (0)	30.12s (0)
6 COULDNTELLYA	3	2.9m	2:01.22	58.32s (2)	29.94s (2)
9 OUR LITTLE GIRL	4	3.8m	2:01.29	58.72s (2)	30.19s (1)
7 MARTHAS VINEYARD	5	7.5m	2:01.56	58.27s (1)	29.93s (2)
2 WHATA STRIDE	6	11.8m	2:01.89	59.39s (1)	30.28s (1)
5 LOMBO SKY HAWK	7	23.1m	2:02.74	59.58s (0)	30.77s (2)
1 VIC HUNTER	8	38.2m	2:03.87	61.06s (0)	31.76s (0)

Finish Position and metres gained from 800m



Sectionals
Powered by



Home of Australian Harness Sectionals

Get your sectionals delivered to your inbox daily

Check out www.pjdata.com.au



The Racing Queensland Board (trading as Racing Queensland) and provider are not responsible for the completeness or accuracy of any of the information contained herein, and makes no representations about its suitability for any purpose.

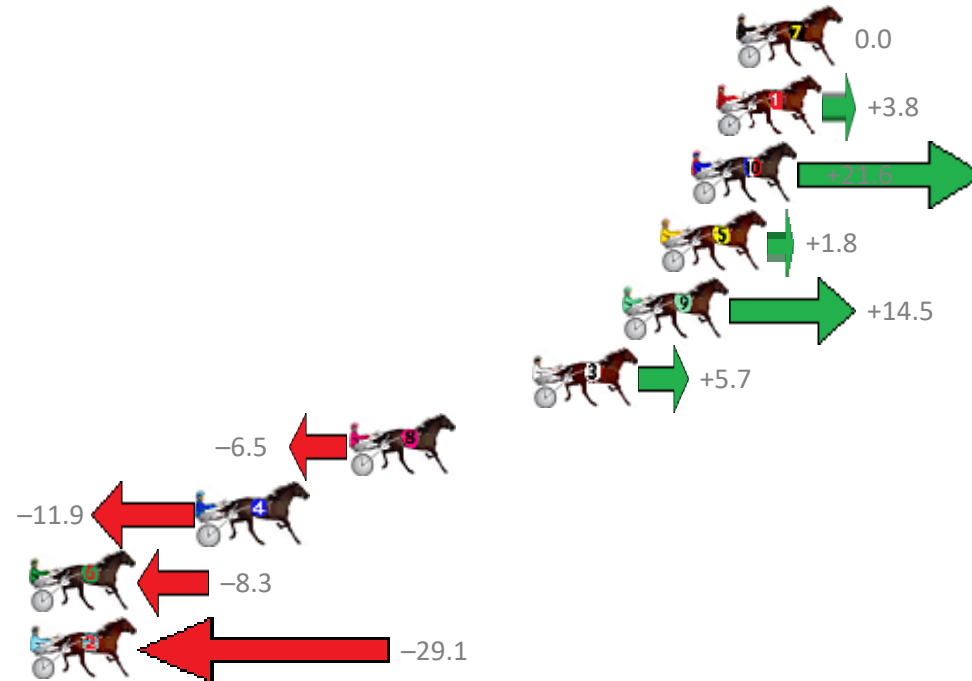
Albion Park Race 3 Distance 1660m

Monday, 16 September 2019

Gross Time: 1:59.70 MileRate: 1:56.10 LeadTime: 3.30s First Qtr: 28.00s Second Qtr: 30.50s Third Qtr: 28.80s Fourth Qtr: 29.10s

NoHorse	Plc	Margin	Time	800Time (W)	400 Time (W)
7 HALF MOON BEACH	1	0.0m	1:59.70	57.90s (0)	29.10s (0)
1 IFYOUBELIEVE	2	0.8m	1:59.76	57.62s (0)	28.79s (0)
10 NON PASSARE	3	1.8m	1:59.83	56.34s (1)	27.83s (3)
5 MOONLIGHT BUTCHER	4	3.0m	1:59.92	57.77s (1)	29.10s (1)
9 PERFECT FEELING	5	4.5m	2:00.03	56.85s (1)	28.34s (3)
3 ALL GOOD WALLY	6	8.1m	2:00.29	57.49s (1)	28.87s (2)
8 THE LAST DRAGON	7	15.3m	2:00.81	58.37s (0)	29.47s (0)
4 OUR MASQUERADE	8	21.3m	2:01.25	58.76s (1)	29.69s (1)
6 BARBOO	9	36.1m	2:02.33	58.50s (1)	29.94s (1)
2 DANCING IN MANOLOS	10	42.5m	2:02.79	60.01s (0)	30.81s (0)

Finish Position and metres gained from 800m



Sectionals
Powered by



Home of Australian Harness Sectionals

Get your sectionals delivered to your inbox daily

Check out www.pjdata.com.au



The Racing Queensland Board (trading as Racing Queensland) and provider are not responsible for the completeness or accuracy of any of the information contained herein, and makes no representations about its suitability for any purpose.

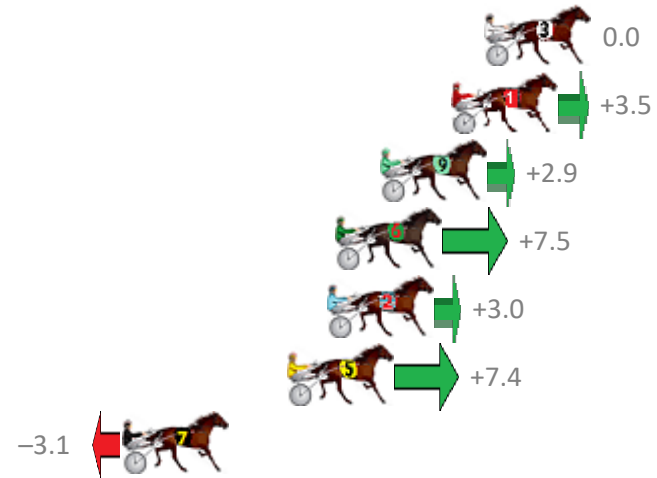
Albion Park Race 4 Distance 1660m

Monday, 16 September 2019

Gross Time: 2:01.40 MileRate: 1:57.70 LeadTime: 3.50s First Qtr: 28.60s Second Qtr: 32.00s Third Qtr: 28.80s Fourth Qtr: 28.50s

NoHorse	Plc	Margin	Time	800Time (W)	400 Time (W)
3 MISS KEESHA	1	0.0m	2:01.40	57.30s (0)	28.50s (0)
1 CUPCAKESNWHIPCREA	2	1.3m	2:01.49	57.05s (0)	28.26s (0)
9 ITSMEGS	3	4.1m	2:01.69	57.09s (1)	28.19s (1)
6 SWAFFHAM WATER	4	5.9m	2:01.82	56.76s (0)	27.97s (0)
2 MISS CATALINA	5	6.2m	2:01.84	57.09s (0)	28.27s (0)
5 GOALKICKER	6	7.8m	2:01.96	56.77s (1)	27.80s (1)
7 ANNAS BEST	7	14.3m	2:02.42	57.52s (1)	28.56s (1)

Finish Position and metres gained from 800m



Sectionals
Powered by



Home of Australian Harness Sectionals

Get your sectionals delivered to your inbox daily

Check out www.pjdata.com.au



The Racing Queensland Board (trading as Racing Queensland) and provider are not responsible for the completeness or accuracy of any of the information contained herein, and makes no representations about its suitability for any purpose.

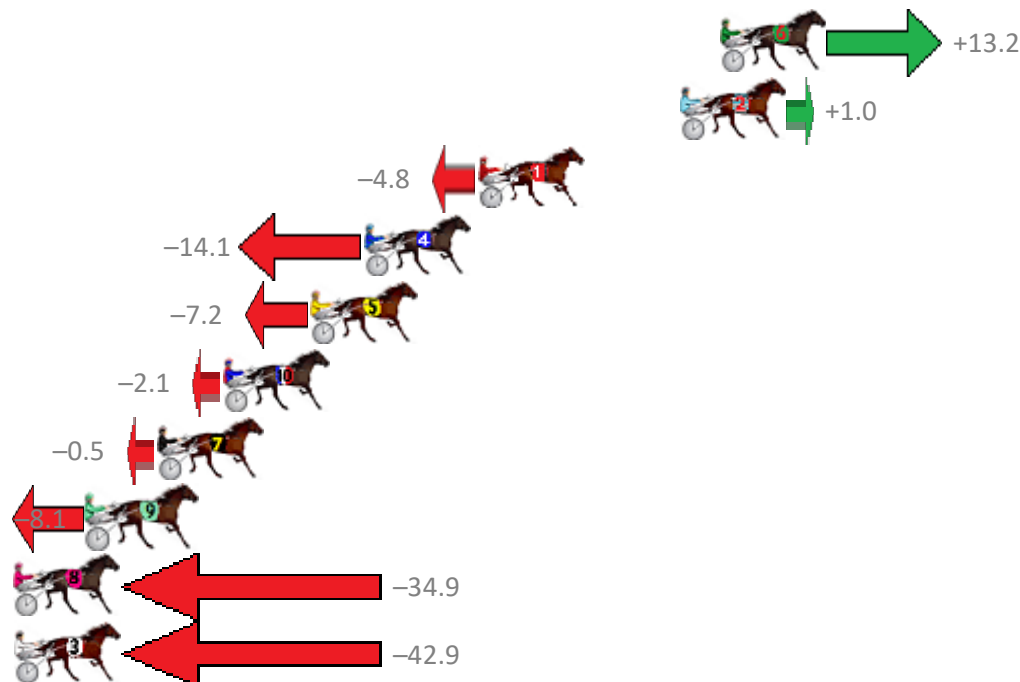
Albion Park Race 5 Distance 2138m

Monday, 16 September 2019

Gross Time: 2:35.70 MileRate: 1:57.20 LeadTime: 37.40s First Qtr: 29.80s Second Qtr: 30.50s Third Qtr: 28.70s Fourth Qtr: 29.30s

NoHorse	Plc	Margin	Time	800Time (W)	400 Time (W)
6 TANYAS PAST	1	0.0m	2:35.70	57.04s (0)	28.45s (0)
2 CAESARS ASTRUM	2	1.6m	2:35.82	57.93s (1)	29.30s (1)
1 BUKTHSYSTEM	3	9.6m	2:36.40	58.35s (0)	29.62s (0)
4 GUTS	4	14.1m	2:36.73	59.02s (0)	30.33s (0)
5 EULO FLYER	5	16.2m	2:36.89	58.52s (0)	29.96s (1)
10 OUR MEMPHIS MAC	6	19.7m	2:37.14	58.15s (0)	29.41s (0)
7 WHATA CHALLENGE	7	22.3m	2:37.33	58.04s (1)	29.31s (1)
9 TAYLOR HOOD	8	25.1m	2:37.54	58.59s (1)	29.82s (1)
8 TRENT FROM PUNCHY	9	47.5m	2:39.18	60.53s (1)	30.95s (3)
3 RITCHIE BEE	10	50.9m	2:39.43	61.11s (1)	31.65s (2)

Finish Position and metres gained from 800m



Sectionals
Powered by



Home of Australian Harness Sectionals

Get your sectionals delivered to your inbox daily

Check out www.pjdata.com.au



The Racing Queensland Board (trading as Racing Queensland) and provider are not responsible for the completeness or accuracy of any of the information contained herein, and makes no representations about its suitability for any purpose.


Albion Park Race 6 Distance 1660m

Monday, 16 September 2019

Gross Time: 1:58.50 MileRate: 1:54.90 LeadTime: 3.40s First Qtr: 28.50s Second Qtr: 31.00s Third Qtr: 27.80s Fourth Qtr: 27.80s

No	Horse	Plc	Margin	Time	800Time (W)	400 Time (W)
3	DOLLY MACH LOMBO	1	0.0m	1:58.50	55.60s (0)	27.80s (0)
9	WHOSTOLEMYPIGEON	2	8.0m	1:59.06	55.46s (2)	27.88s (1)
1	GEST AS SMART	3	10.6m	1:59.24	55.66s (0)	27.84s (0)
4	MO JARNEY	4	11.0m	1:59.26	56.04s (0)	28.22s (0)
10	MONUMENTAL	5	11.8m	1:59.32	55.35s (2)	27.87s (2)
8	BARA CHARLOTTE	6	16.6m	1:59.65	55.74s (0)	27.76s (0)
5	FAMOUS SHOES	7	18.0m	1:59.75	56.03s (1)	28.06s (1)
2	JUSTATIC	8	19.4m	1:59.85	55.82s (1)	27.80s (1)
6	GRIZZLY MONTANA	9	21.3m	1:59.98	55.76s (0)	27.71s (0)
7	MOTU RAMPAGE	10	22.1m	2:00.04	55.69s (1)	27.86s (2)

Finish Position and metres gained from 800m



Sectionals
Powered by



Home of Australian Harness Sectionals

Get your sectionals delivered to your inbox daily

Check out www.pjdata.com.au



The Racing Queensland Board (trading as Racing Queensland) and provider are not responsible for the completeness or accuracy of any of the information contained herein, and makes no representations about its suitability for any purpose.

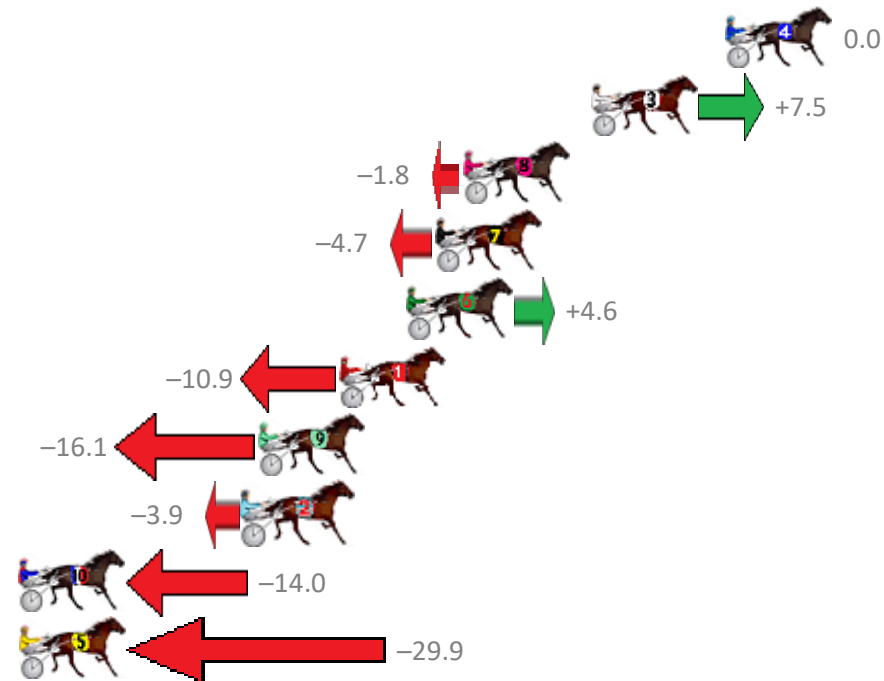
Albion Park Race 7 Distance 2138m

Monday, 16 September 2019

Gross Time: 2:36.00 MileRate: 1:57.40 LeadTime: 37.90s First Qtr: 28.90s Second Qtr: 32.10s Third Qtr: 28.70s Fourth Qtr: 28.40s

No	Horse	Plc	Margin	Time	800Time (W)	400 Time (W)
4	ELMAUR JOY	1	0.0m	2:36.00	57.10s (0)	28.40s (0)
3	TAKITIMU EXPRESS	2	5.3m	2:36.38	56.56s (0)	27.77s (0)
8	STEVIE DEE	3	10.4m	2:36.74	57.23s (0)	28.43s (0)
7	SPEEDIE MCARDLE	4	11.5m	2:36.82	57.44s (1)	28.63s (1)
6	LURAH	5	12.6m	2:36.89	56.77s (0)	27.97s (0)
1	JUST ROKIN	6	15.3m	2:37.09	57.88s (0)	29.10s (0)
9	DONNY JONES	7	18.5m	2:37.31	58.25s (1)	29.46s (1)
2	PITTSWORTH MAN	8	19.1m	2:37.36	57.38s (1)	28.34s (1)
10	PLAYNSERIOUS	9	33.4m	2:38.37	58.10s (1)	29.48s (2)
5	WEEDONS EXPRESS	10	40.9m	2:38.90	59.23s (1)	30.18s (1)

Finish Position and metres gained from 800m



Sectionals
Powered by



Home of Australian Harness Sectionals

Get your sectionals delivered to your inbox daily

Check out www.pjdata.com.au



The Racing Queensland Board (trading as Racing Queensland) and provider are not responsible for the completeness or accuracy of any of the information contained herein, and makes no representations about its suitability for any purpose.

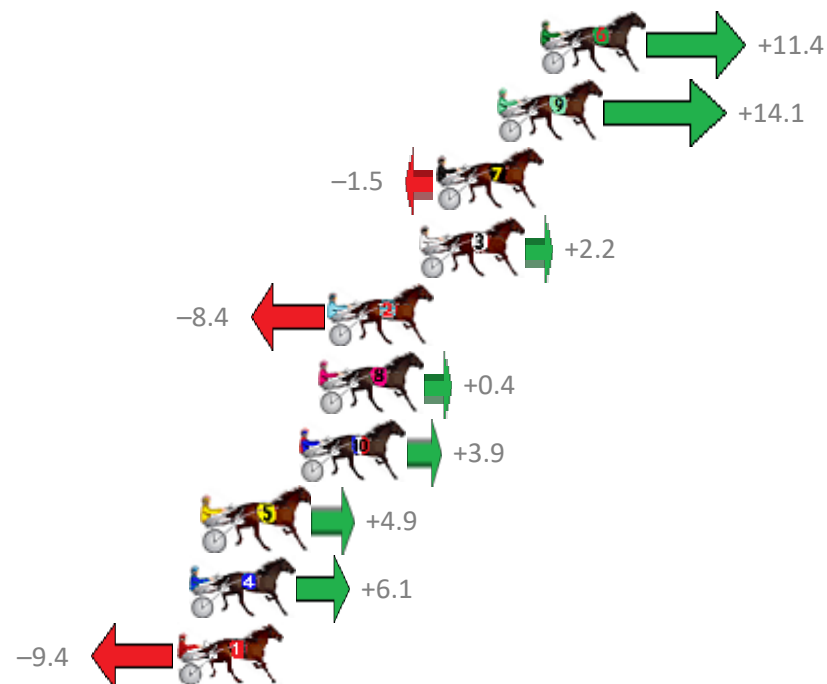
Albion Park Race 8 Distance 1660m

Monday, 16 September 2019

Gross Time: 1:59.80 MileRate: 1:56.20 LeadTime: 3.40s First Qtr: 28.00s Second Qtr: 30.20s Third Qtr: 29.10s Fourth Qtr: 29.10s

NoHorse	Plc	Margin	Time	800Time (W)	400 Time (W)
6 MY SECRET TORQUE	1	0.0m	1:59.80	57.37s (1)	28.24s (2)
9 ROWDYS ACE	2	1.7m	1:59.92	57.17s (1)	28.02s (2)
7 HOT DOGMA	3	4.1m	2:00.10	58.31s (1)	29.15s (1)
3 MOONLIGHT JACK	4	4.8m	2:00.15	58.04s (1)	28.87s (1)
2 KAAPALI	5	8.4m	2:00.41	58.81s (0)	29.71s (0)
8 RAFFERTY DELIGHTS	6	8.8m	2:00.44	58.17s (0)	29.00s (0)
10 READILY	7	9.5m	2:00.49	57.92s (0)	28.71s (1)
5 WILLBE DOC	8	13.3m	2:00.77	57.84s (0)	28.61s (0)
4 COULDNTNOKHIMBAK	9	13.9m	2:00.81	57.76s (1)	28.57s (2)
1 VADER	10	14.4m	2:00.85	58.88s (0)	29.71s (0)

Finish Position and metres gained from 800m



Sectionals
Powered by



Home of Australian Harness Sectionals

Get your sectionals delivered to your inbox daily

Check out www.pjdata.com.au



The Racing Queensland Board (trading as Racing Queensland) and provider are not responsible for the completeness or accuracy of any of the information contained herein, and makes no representations about its suitability for any purpose.