

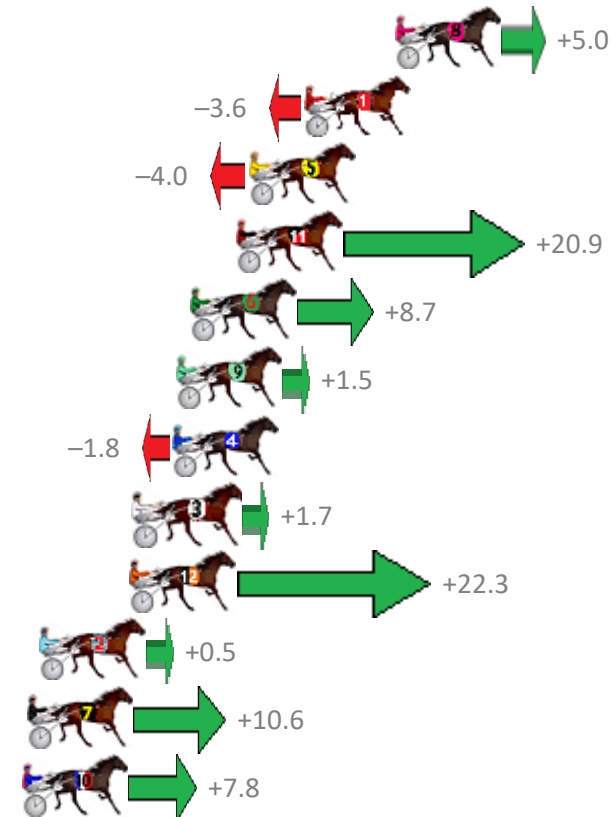
Albion Park Race 1 Distance 1660m

Saturday, 26 October 2019

Gross Time: 1:56.30 MileRate: 1:52.70 LeadTime: 3.50s First Qtr: 27.20s Second Qtr: 29.20s Third Qtr: 28.10s Fourth Qtr: 28.30s

NoHorse	Plc	Margin	Time	800Time (W)	400 Time (W)
8 JUSTALITTLE TORQUE	1	0.0m	1:56.30	56.05s (0)	27.93s (0)
1 DOLLY MACH LOMBO	2	3.6m	1:56.55	56.65s (0)	28.55s (0)
5 SENORA RAPIDO	3	5.8m	1:56.71	56.68s (1)	28.64s (1)
11 SMOOTH SHOWGIRL	4	6.3m	1:56.75	54.93s (1)	26.95s (2)
6 BALLERINA COURU	5	8.1m	1:56.87	55.79s (1)	27.80s (2)
9 ELMAUR JOY	6	8.7m	1:56.92	56.29s (0)	28.21s (0)
4 KATNISS	7	8.8m	1:56.92	56.53s (1)	28.41s (1)
3 MELANNA BEACH	8	10.3m	1:57.03	56.28s (1)	28.28s (2)
12 MACEY JAYDE	9	10.5m	1:57.04	54.83s (1)	27.50s (1)
2 LURAH	10	14.1m	1:57.30	56.36s (0)	28.28s (0)
7 IMA GRUMPY POSSUM	11	14.6m	1:57.33	55.65s (0)	27.99s (0)
10 RED CHARMER	12	14.8m	1:57.35	55.85s (1)	27.86s (2)

Finish Position and metres gained from 800m



Sectionals
Powered by



Home of Australian Harness Sectionals

Get your sectionals delivered to your inbox daily

Check out www.pjdata.com.au



The Racing Queensland Board (trading as Racing Queensland) and provider are not responsible for the completeness or accuracy of any of the information contained herein, and makes no representations about its suitability for any purpose.


Albion Park Race 2 Distance 1660m

Saturday, 26 October 2019

Gross Time: 1:57.30 MileRate: 1:53.70 LeadTime: 3.40s First Qtr: 26.60s Second Qtr: 31.30s Third Qtr: 28.60s Fourth Qtr: 27.40s

NoHorse	Plc	Margin	Time	800Time (W)	400 Time (W)
1 KID MONTANA	1	0.0m	1:57.30	56.00s (0)	27.40s (0)
8 KETUT	2	1.3m	1:57.39	55.76s (0)	27.17s (0)
2 MAKOA	3	2.2m	1:57.45	55.86s (1)	27.33s (1)
10 WEEDONS EXPRESS	4	7.1m	1:57.79	55.85s (0)	27.26s (0)
7 JUMPING JOLT	5	9.7m	1:57.96	55.56s (2)	27.24s (2)
3 NEWMERELLA SHARKIE	6	9.8m	1:57.97	56.03s (1)	27.56s (1)
6 CHAPTER ONE	7	10.9m	1:58.05	55.76s (0)	27.22s (0)
11 ELMS CREEK	8	11.7m	1:58.10	55.46s (1)	27.06s (2)
5 SIR JULIAN	9	11.9m	1:58.12	56.03s (2)	27.71s (2)
9 SWEET AS	10	12.6m	1:58.16	55.90s (1)	27.47s (1)
4 MY MASTERCRAFTSMA	11	14.0m	1:58.26	55.64s (0)	27.22s (1)

Finish Position and metres gained from 800m



Sectionals
Powered by



Home of Australian Harness Sectionals

Get your sectionals delivered to your inbox daily

Check out www.pjdata.com.au



The Racing Queensland Board (trading as Racing Queensland) and provider are not responsible for the completeness or accuracy of any of the information contained herein, and makes no representations about its suitability for any purpose.

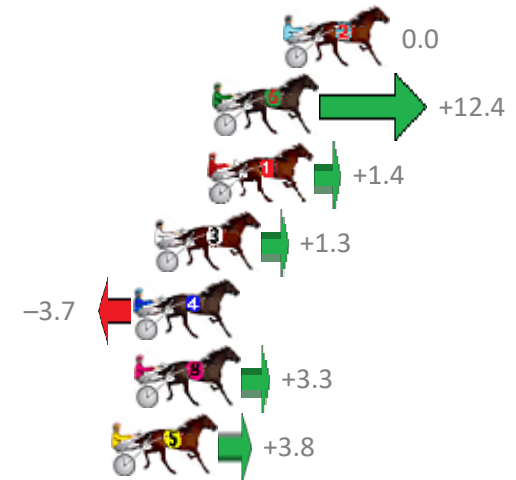
Albion Park Race 3 Distance 1660m

Saturday, 26 October 2019

Gross Time: 1:58.60 MileRate: 1:55.00 LeadTime: 3.50s First Qtr: 28.20s Second Qtr: 30.70s Third Qtr: 28.80s Fourth Qtr: 27.40s

NoHorse	Plc	Margin	Time	800Time (W)	400 Time (W)
2 DREAM TO SHARE	1	0.0m	1:58.60	56.20s (0)	27.40s (0)
6 CLASSIE AMERICAN	2	2.8m	1:58.79	55.33s (1)	26.59s (1)
1 OUR LITTLE DIGGER	3	3.0m	1:58.81	56.10s (0)	27.29s (0)
3 HEZ RAZOR SHARP	4	5.1m	1:58.95	56.11s (1)	27.31s (1)
4 WITH AUTHORITY	5	5.9m	1:59.00	56.46s (1)	27.65s (1)
8 LEXUS ON THE BEACH	6	5.9m	1:59.00	55.97s (0)	27.15s (0)
5 BEAU CISHLOM	7	6.8m	1:59.07	55.93s (1)	27.14s (2)

Finish Position and metres gained from 800m



Sectionals
Powered by



Home of Australian Harness Sectionals

Get your sectionals delivered to your inbox daily

Check out www.pjdata.com.au



The Racing Queensland Board (trading as Racing Queensland) and provider are not responsible for the completeness or accuracy of any of the information contained herein, and makes no representations about its suitability for any purpose.

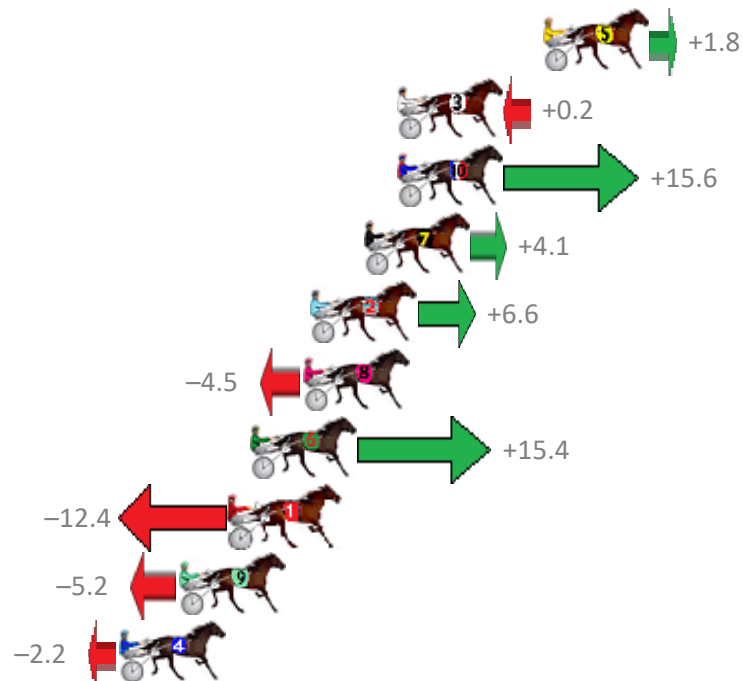
Albion Park Race 4 Distance 2138m

Saturday, 26 October 2019

Gross Time: 2:38.00 MileRate: 1:59.00 LeadTime: 38.60s First Qtr: 30.90s Second Qtr: 32.50s Third Qtr: 29.00s Fourth Qtr: 27.00s

NoHorse	Plc	Margin	Time	800Time (W)	400 Time (W)
5 MR KALYPSO	1	0.0m	2:38.00	55.87s (1)	27.00s (1)
3 MAJOR GENERALJUJON	2	5.8m	2:38.39	55.99s (1)	27.03s (1)
10 ROYAL LINCOLN	3	5.8m	2:38.39	54.91s (1)	26.97s (2)
7 ONLY IN ROME	4	7.1m	2:38.48	55.71s (1)	26.75s (2)
2 MONTANA CHIEF	5	9.2m	2:38.62	55.54s (1)	27.54s (2)
8 CROOKWELL JAKE	6	9.5m	2:38.64	56.31s (0)	27.30s (0)
6 OFFTHETOPOFMYHEAD	7	11.6m	2:38.78	54.92s (1)	26.46s (1)
1 LIFES A JUNGLE	8	12.4m	2:38.84	56.87s (0)	27.84s (0)
9 HAVANA MOON	9	14.4m	2:38.97	56.36s (0)	27.26s (0)
4 FEELINGFORARAINBOW	10	16.8m	2:39.13	56.15s (0)	26.92s (0)

Finish Position and metres gained from 800m



Sectionals
Powered by



Home of Australian Harness Sectionals

Get your sectionals delivered to your inbox daily

Check out www.pjdata.com.au



The Racing Queensland Board (trading as Racing Queensland) and provider are not responsible for the completeness or accuracy of any of the information contained herein, and makes no representations about its suitability for any purpose.

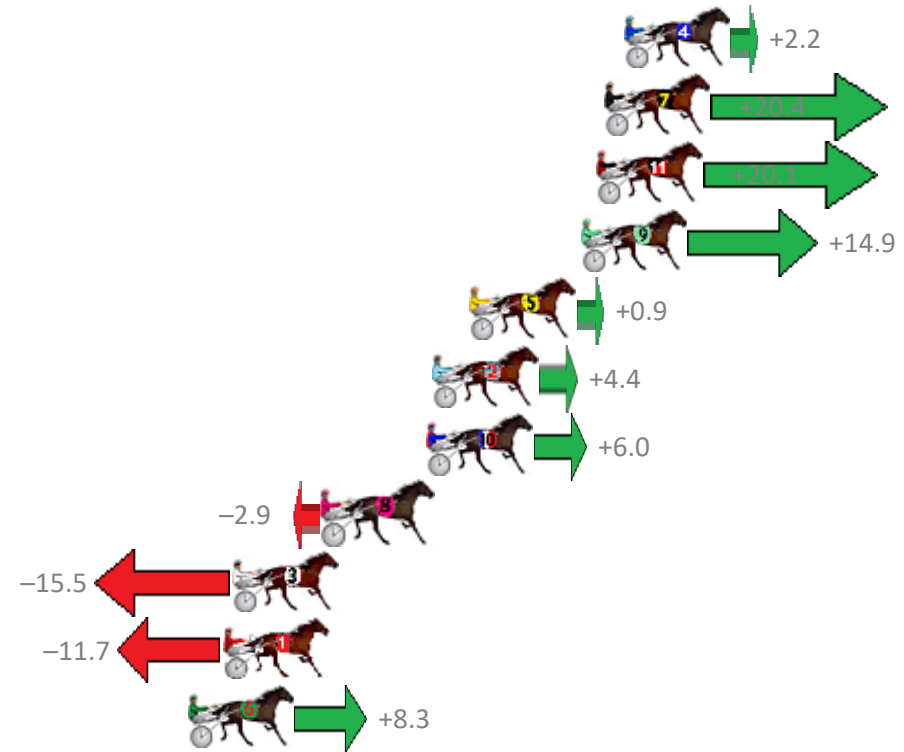
Albion Park Race 5 Distance 1660m

Saturday, 26 October 2019

Gross Time: 1:55.90 MileRate: 1:52.40 LeadTime: 3.40s First Qtr: 26.20s Second Qtr: 30.20s Third Qtr: 28.10s Fourth Qtr: 28.00s

NoHorse	Plc	Margin	Time	800Time (W)	400 Time (W)
4 SAMS THE MASTER	1	0.0m	1:55.90	55.95s (1)	28.00s (1)
7 MATTGREGOR	2	0.8m	1:55.96	54.67s (2)	27.38s (2)
11 FAME ASSURED	3	1.1m	1:55.98	54.69s (1)	27.10s (2)
9 ITALIAN DELIGHT	4	1.7m	1:56.02	55.06s (1)	27.49s (1)
5 SPIKE BROMAC	5	6.1m	1:56.33	56.04s (1)	28.10s (1)
2 OUR HI JINX	6	7.6m	1:56.43	55.79s (1)	28.17s (2)
10 CLARKEY	7	7.8m	1:56.45	55.68s (0)	27.37s (1)
8 SALOON PASSAGE	8	11.9m	1:56.73	56.30s (0)	27.87s (0)
3 HOLY CAMP CLIVE	9	15.5m	1:56.99	57.19s (0)	28.81s (0)
1 LINCOLN ROAD	10	15.9m	1:57.01	56.92s (0)	28.50s (0)
6 WHISKEY BLAZE	11	17.3m	1:57.11	55.52s (2)	28.03s (3)

Finish Position and metres gained from 800m



Sectionals
Powered by



Home of Australian Harness Sectionals

Get your sectionals delivered to your inbox daily

Check out www.pjdata.com.au



The Racing Queensland Board (trading as Racing Queensland) and provider are not responsible for the completeness or accuracy of any of the information contained herein, and makes no representations about its suitability for any purpose.

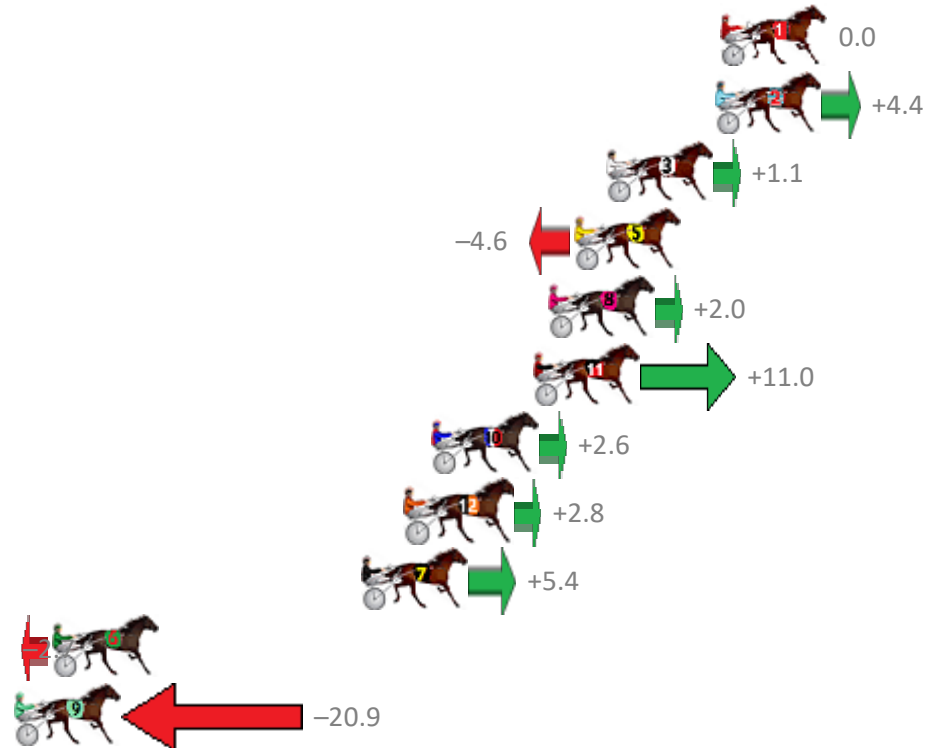
Albion Park Race 6 Distance 2138m

Saturday, 26 October 2019

Gross Time: 2:36.60 MileRate: 1:57.90 LeadTime: 37.60s First Qtr: 31.30s Second Qtr: 29.90s Third Qtr: 28.90s Fourth Qtr: 28.90s

NoHorse	Plc	Margin	Time	800Time (W)	400 Time (W)
1 DONNY JONES	1	0.0m	2:36.60	57.80s (0)	28.90s (0)
2 RANFURLY RULZ	2	0.2m	2:36.61	57.48s (0)	28.57s (0)
3 RUATO BAY	3	4.5m	2:36.93	57.72s (1)	28.76s (1)
5 LIVING GRAND	4	5.8m	2:37.02	58.13s (1)	29.17s (1)
8 CONDAFEW	5	6.8m	2:37.09	57.66s (0)	28.73s (0)
11 READILY	6	7.4m	2:37.13	57.01s (0)	28.42s (0)
10 FUTURE FUN	7	11.4m	2:37.42	57.61s (0)	28.93s (1)
12 JAX NAVARO	8	12.4m	2:37.50	57.60s (1)	28.67s (2)
7 IMA BIRUBI BOY	9	14.2m	2:37.63	57.41s (1)	28.77s (1)
6 OUR MEMPHIS MAC	10	26.5m	2:38.51	58.00s (1)	29.15s (0)
9 RIVERLEIGH WILLIAM	11	31.3m	2:38.86	59.31s (1)	30.35s (2)

Finish Position and metres gained from 800m



Sectionals
Powered by



Home of Australian Harness Sectionals

Get your sectionals delivered to your inbox daily

Check out www.pjdata.com.au



The Racing Queensland Board (trading as Racing Queensland) and provider are not responsible for the completeness or accuracy of any of the information contained herein, and makes no representations about its suitability for any purpose.

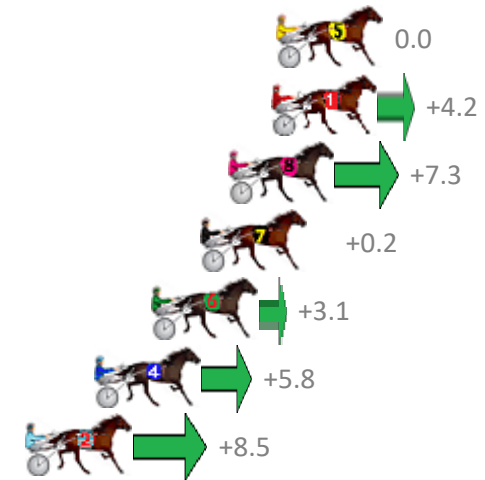
Albion Park Race 7 Distance 2138m

Saturday, 26 October 2019

Gross Time: 2:33.20 MileRate: 1:55.30 LeadTime: 38.30s First Qtr: 30.90s Second Qtr: 28.30s Third Qtr: 27.80s Fourth Qtr: 27.90s

NoHorse	Plc	Margin	Time	800Time (W)	400 Time (W)
5 ELENIARK	1	0.0m	2:33.20	55.70s (0)	27.90s (0)
1 THE BUS	2	0.2m	2:33.21	55.41s (0)	27.55s (0)
8 HUGHIE GREEN	3	1.9m	2:33.33	55.19s (0)	27.29s (0)
7 GLENFERRIE HOOD	4	3.0m	2:33.41	55.69s (1)	27.82s (1)
6 MACH ALERT	5	4.9m	2:33.54	55.48s (1)	27.63s (1)
4 TULHURST ACE	6	7.2m	2:33.70	55.30s (1)	27.47s (1)
2 SECRET JACK	7	9.9m	2:33.89	55.11s (1)	27.43s (0)

Finish Position and metres gained from 800m



Sectionals
Powered by



Home of Australian Harness Sectionals

Get your sectionals delivered to your inbox daily

Check out www.pjdata.com.au



The Racing Queensland Board (trading as Racing Queensland) and provider are not responsible for the completeness or accuracy of any of the information contained herein, and makes no representations about its suitability for any purpose.


Albion Park Race 8 Distance 2138m

Saturday, 26 October 2019

Gross Time: 2:43.10 MileRate: 2:02.20 LeadTime: 42.40s First Qtr: 31.00s Second Qtr: 31.70s Third Qtr: 29.60s Fourth Qtr: 28.40s

NoHorse	Plc	Margin	Time	800Time (W)	400 Time (W)
7 CLOVER MAC	1	0.0m	2:43.10	58.00s (0)	28.40s (0)
5 GEE UP NEDDY	2	0.8m	2:43.16	57.91s (1)	28.39s (1)
3 ALS LAW	3	3.0m	2:43.31	57.91s (0)	28.27s (0)
11 SOUTHERN ALPS	4	7.1m	2:43.60	57.40s (1)	27.75s (1)
1 PRINCESS KATERINA	5	7.8m	2:43.65	57.88s (0)	28.23s (0)
4 ASTRAL RULER	6	8.0m	2:43.67	58.13s (1)	28.51s (1)
10 QUIETLY SPOKEN	7	9.2m	2:43.75	57.85s (1)	28.22s (1)
6 FOURSHARESMOREBEE	8	11.3m	2:43.90	57.76s (0)	28.14s (0)
9 JUSTABITNOISY	9	11.8m	2:43.94	57.41s (0)	27.79s (0)
8 MIRACLE RISING	10	15.5m	2:44.20	57.64s (1)	27.97s (1)
2 DAVEYS GIFT	11	27.7m	2:45.07	58.14s (0)	28.58s (0)

Finish Position and metres gained from 800m



Sectionals
Powered by



Home of Australian Harness Sectionals

Get your sectionals delivered to your inbox daily

Check out www.pjdata.com.au



The Racing Queensland Board (trading as Racing Queensland) and provider are not responsible for the completeness or accuracy of any of the information contained herein, and makes no representations about its suitability for any purpose.

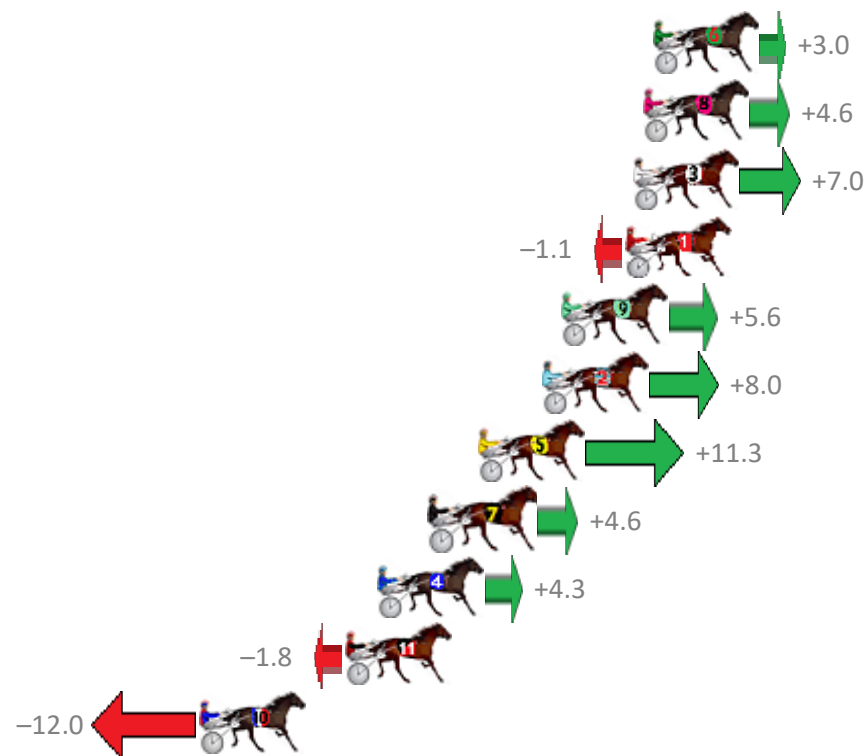
Albion Park Race 9 Distance 2138m

Saturday, 26 October 2019

Gross Time: 2:34.40 MileRate: 1:56.20 LeadTime: 38.40s First Qtr: 30.30s Second Qtr: 29.20s Third Qtr: 28.40s Fourth Qtr: 28.10s

NoHorse	Plc	Margin	Time	800Time (W)	400 Time (W)
6 FORTYEIGHTHENSON	1	0.0m	2:34.40	56.29s (1)	27.97s (1)
8 HARD TO HEAR	2	0.4m	2:34.43	56.18s (0)	27.75s (0)
3 TIN ROOF RAIDER	3	0.8m	2:34.46	56.01s (1)	27.73s (1)
1 CHARMING MAJOR	4	1.1m	2:34.48	56.58s (0)	28.18s (0)
9 SPRINGFIELD SPIRIT	5	3.6m	2:34.65	56.10s (0)	27.64s (0)
2 GOD SAKE	6	4.4m	2:34.71	55.94s (1)	27.66s (1)
5 MISTER HART	7	6.9m	2:34.88	55.70s (0)	27.60s (2)
7 EARL JUJON	8	8.8m	2:35.02	56.18s (0)	27.71s (0)
4 GETARATTLEON	9	10.9m	2:35.17	56.20s (2)	27.66s (3)
11 IM MAJOR HARRY	10	12.2m	2:35.26	56.63s (2)	28.09s (3)
10 STORMONT STAR	11	18.0m	2:35.66	57.35s (2)	28.72s (2)

Finish Position and metres gained from 800m



Sectionals
Powered by



Home of Australian Harness Sectionals

Get your sectionals delivered to your inbox daily

Check out www.pjdata.com.au



The Racing Queensland Board (trading as Racing Queensland) and provider are not responsible for the completeness or accuracy of any of the information contained herein, and makes no representations about its suitability for any purpose.

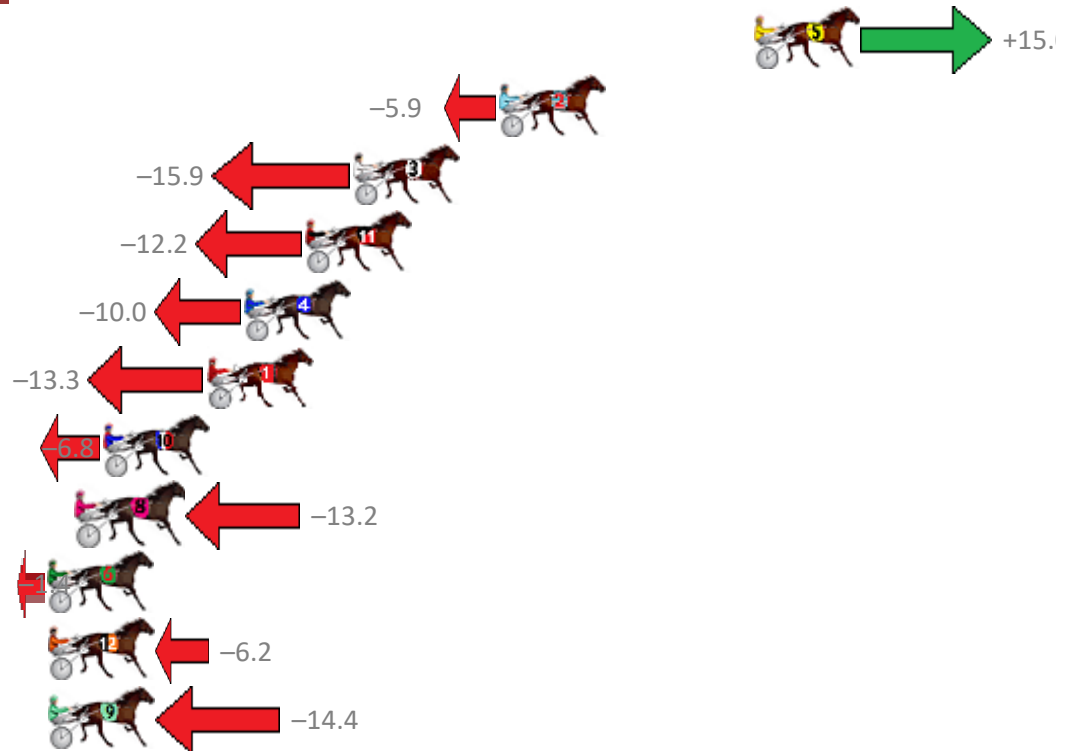
Albion Park Race 10 Distance 1660m

Saturday, 26 October 2019

Gross Time: 1:56.80 MileRate: 1:53.20 LeadTime: 3.40s First Qtr: 28.00s Second Qtr: 30.10s Third Qtr: 28.00s Fourth Qtr: 27.30s

NoHorse	Plc	Margin	Time	800Time (W)	400 Time (W)
5 ISLAND BANNER	1	0.0m	1:56.80	54.26s (1)	27.30s (1)
2 SOULWRITER	2	10.1m	1:57.49	55.71s (0)	27.51s (0)
3 MY SECRET TORQUE	3	15.9m	1:57.89	56.40s (0)	28.34s (0)
11 JANIES GOT A GUN	4	17.8m	1:58.01	56.14s (1)	27.90s (1)
4 VICTREE MIKAYLA	5	20.2m	1:58.18	55.99s (1)	27.70s (1)
1 CHINOOK WINDS	6	21.7m	1:58.28	56.22s (0)	27.85s (0)
10 SLIPPERY JADE	7	25.8m	1:58.56	55.77s (0)	27.40s (0)
8 PAY ME INTEREST	8	26.8m	1:58.63	56.21s (0)	27.74s (1)
6 STEVIE DEE	9	29.2m	1:58.79	55.40s (0)	27.49s (1)
12 CALL ME YOURS	10	30.8m	1:58.90	55.73s (1)	27.74s (2)
9 ICHIBA NEWY	11	34.2m	1:59.13	56.30s (1)	28.43s (2)

Finish Position and metres gained from 800m



Sectionals
Powered by



Home of Australian Harness Sectionals

Get your sectionals delivered to your inbox daily

Check out www.pjdata.com.au



The Racing Queensland Board (trading as Racing Queensland) and provider are not responsible for the completeness or accuracy of any of the information contained herein, and makes no representations about its suitability for any purpose.