

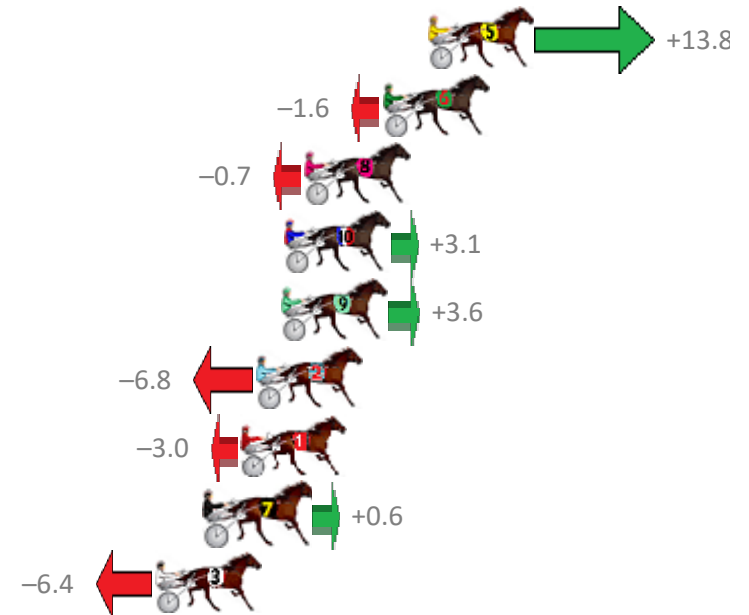
# Redcliffe Race 1 Distance 2040m

Thursday, 7 November 2019

Gross Time: 2:30.50 MileRate: 1:58.70 LeadTime: 29.60s First Qtr: 31.90s Second Qtr: 31.30s Third Qtr: 27.80s Fourth Qtr: 29.90s

NoHorse	Plc	Margin	Time	800Time (W)	400 Time (W)
5 LIVING AGAIN	1	0.0m	2:30.50	56.70s (2)	28.91s (2)
6 FEEL THE REIGN	2	1.8m	2:30.63	57.82s (1)	29.90s (1)
8 STAR OF MONTANA	3	4.9m	2:30.87	57.75s (2)	30.00s (2)
10 OUR MAJOR DAY	4	5.7m	2:30.93	57.48s (2)	29.73s (2)
9 BODHI TREE	5	5.8m	2:30.93	57.44s (1)	29.56s (1)
2 DONNY JONES	6	6.8m	2:31.01	58.19s (0)	30.41s (0)
1 ZAC MAC	7	7.4m	2:31.05	57.92s (0)	29.87s (0)
7 GASMONKEY	8	8.8m	2:31.16	57.66s (0)	29.57s (0)
3 MAJOR GENERALJUJON	9	10.8m	2:31.31	58.16s (1)	30.24s (1)

Finish Position and metres gained from 800m



Sectionals  
Powered by



Home of Australian Harness Sectionals

Get your sectionals delivered to your inbox daily

Check out [www.pjdata.com.au](http://www.pjdata.com.au)



The Racing Queensland Board (trading as Racing Queensland) and provider are not responsible for the completeness or accuracy of any of the information contained herein, and makes no representations about its suitability for any purpose.

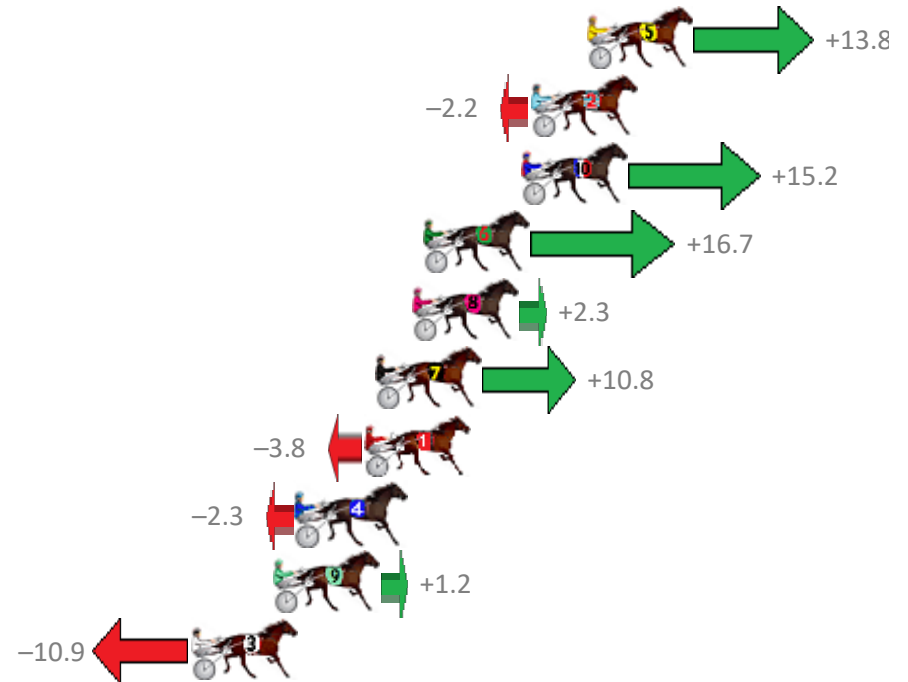
# Redcliffe Race 2 Distance 1780m

Thursday, 7 November 2019

Gross Time: 2:09.40 MileRate: 1:57.00 LeadTime: 11.00s First Qtr: 29.90s Second Qtr: 30.80s Third Qtr: 28.90s Fourth Qtr: 28.80s

NoHorse	Plc	Margin	Time	800Time (W)	400 Time (W)
5 MY SECRET TORQUE	1	0.0m	2:09.40	56.70s (1)	27.94s (1)
2 IM NORMA JEAN	2	2.2m	2:09.56	57.86s (0)	28.96s (0)
10 KURAHAUPO GAMBLER	3	2.6m	2:09.59	56.60s (2)	28.64s (2)
6 GOTTA MOMENT	4	6.5m	2:09.87	56.50s (2)	28.58s (2)
8 INVITE ONLY	5	6.9m	2:09.90	57.53s (0)	28.65s (0)
7 DAPPER	6	8.4m	2:10.00	56.92s (0)	28.17s (1)
1 BIG IN AMERICA	7	8.8m	2:10.03	57.97s (0)	29.09s (0)
4 YKIKAFIL	8	11.5m	2:10.23	57.87s (1)	29.07s (1)
9 CHINOOK WINDS	9	12.4m	2:10.29	57.61s (0)	28.73s (0)
3 MAJOR LUCKY	10	15.7m	2:10.53	58.49s (1)	29.69s (1)

Finish Position and metres gained from 800m



Sectionals  
Powered by



Home of Australian Harness Sectionals

Get your sectionals delivered to your inbox daily

Check out [www.pjdata.com.au](http://www.pjdata.com.au)



The Racing Queensland Board (trading as Racing Queensland) and provider are not responsible for the completeness or accuracy of any of the information contained herein, and makes no representations about its suitability for any purpose.


# Redcliffe Race 3 Distance 1780m

Thursday, 7 November 2019

Gross Time: 2:10.00 MileRate: 1:57.60 LeadTime: 10.90s First Qtr: 29.90s Second Qtr: 31.20s Third Qtr: 28.60s Fourth Qtr: 29.40s

NoHorse	Plc	Margin	Time	800Time (W)	400 Time (W)
3 PINUP BOY	1	0.0m	2:10.00	58.00s (0)	29.40s (0)
1 ULTIMATE AD	2	6.7m	2:10.49	58.09s (0)	29.47s (0)
4 IMPETUOSO	3	13.2m	2:10.97	58.20s (0)	29.58s (0)
2 SHILAH	4	13.7m	2:11.01	57.83s (1)	29.25s (0)
8 BUCKHORN EXCHANGE	5	15.0m	2:11.10	57.61s (1)	29.43s (1)
6 THE GOLDEN CROSS	6	20.0m	2:11.47	59.04s (1)	29.90s (2)
9 RUATO BAY	7	20.2m	2:11.48	59.39s (1)	30.25s (1)
10 OFFTHETOPOFMYHEAD	8	23.0m	2:11.69	57.81s (1)	29.50s (2)
7 VANDE VELDE	9	42.7m	2:13.14	60.31s (1)	31.26s (2)

Finish Position and metres gained from 800m



Sectionals  
Powered by



Home of Australian Harness Sectionals

Get your sectionals delivered to your inbox daily

Check out [www.pjdata.com.au](http://www.pjdata.com.au)



The Racing Queensland Board (trading as Racing Queensland) and provider are not responsible for the completeness or accuracy of any of the information contained herein, and makes no representations about its suitability for any purpose.

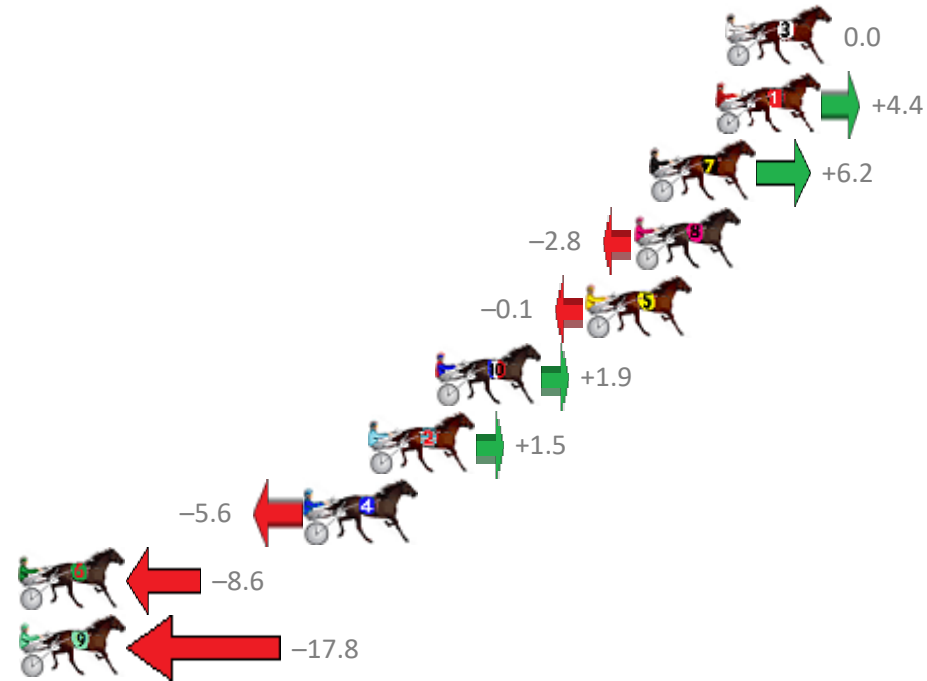
# Redcliffe Race 4 Distance 1780m

Thursday, 7 November 2019

Gross Time: 2:12.00 MileRate: 1:59.40 LeadTime: 11.00s First Qtr: 31.70s Second Qtr: 31.20s Third Qtr: 29.10s Fourth Qtr: 29.00s

NoHorse	Plc	Margin	Time	800Time (W)	400 Time (W)
3 MAYWYN A JUG ORTW	1	0.0m	2:12.00	58.10s (0)	29.00s (0)
1 KYRONTA	2	0.4m	2:12.03	57.78s (0)	28.65s (0)
7 ZED EXPRESS	3	3.0m	2:12.22	57.65s (0)	28.46s (0)
8 GOLD REACTOR	4	3.6m	2:12.26	58.30s (1)	29.15s (1)
5 MACH THE KNIFE	5	5.5m	2:12.40	58.11s (1)	29.14s (2)
10 JENUFLECTION	6	11.5m	2:12.83	57.96s (0)	28.89s (1)
2 THANKHEAVNFORGIRLS	7	14.1m	2:13.02	57.99s (1)	28.98s (2)
4 THE RAGNBONE MAN	8	16.6m	2:13.20	58.51s (1)	29.54s (2)
6 WILD ABOUT TOWN	9	34.2m	2:14.48	58.72s (1)	29.46s (0)
9 CARIBBEAN ROCKET	10	38.4m	2:14.78	59.39s (1)	30.39s (0)

Finish Position and metres gained from 800m



Sectionals  
Powered by



Home of Australian Harness Sectionals

Get your sectionals delivered to your inbox daily

Check out [www.pjdata.com.au](http://www.pjdata.com.au)



The Racing Queensland Board (trading as Racing Queensland) and provider are not responsible for the completeness or accuracy of any of the information contained herein, and makes no representations about its suitability for any purpose.

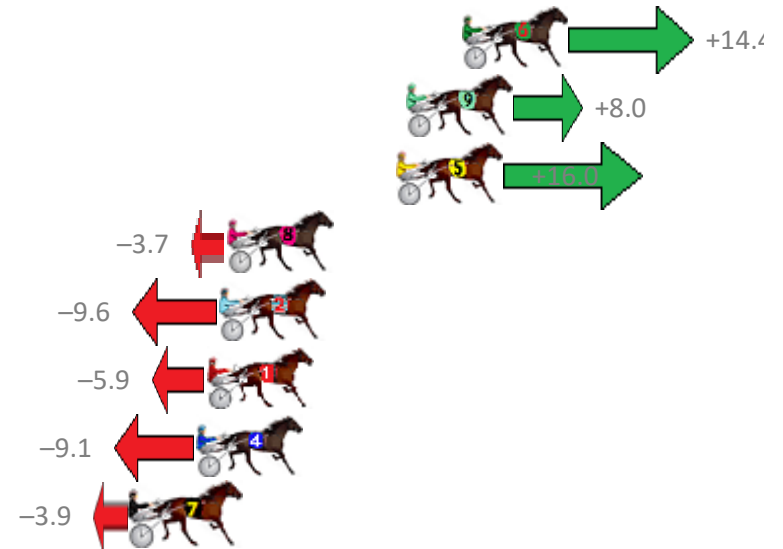
# Redcliffe Race 5 Distance 1780m

Thursday, 7 November 2019

Gross Time: 2:08.70 MileRate: 1:56.30 LeadTime: 11.10s First Qtr: 28.80s Second Qtr: 31.20s Third Qtr: 28.30s Fourth Qtr: 29.30s

NoHorse	Plc	Margin	Time	800Time (W)	400 Time (W)
6 RORY MACH	1	0.0m	2:08.70	56.56s (1)	28.51s (2)
9 OUR MELS DREAM	2	2.2m	2:08.86	57.02s (1)	29.04s (2)
5 WATTLEBANK FLYER	3	2.6m	2:08.89	56.45s (1)	28.32s (2)
8 COMPLY OR DIE	4	9.3m	2:09.38	57.87s (1)	29.45s (1)
2 THREO	5	9.6m	2:09.40	58.29s (0)	30.00s (0)
1 KARLOO MAC	6	10.1m	2:09.44	58.02s (0)	29.56s (0)
4 CRACKA STRIDE	7	10.5m	2:09.47	58.26s (1)	29.89s (1)
7 IM FREE FALLING	8	13.1m	2:09.66	57.88s (0)	29.35s (1)

Finish Position and metres gained from 800m



Sectionals  
Powered by



Home of Australian Harness Sectionals

Get your sectionals delivered to your inbox daily

Check out [www.pjdata.com.au](http://www.pjdata.com.au)



The Racing Queensland Board (trading as Racing Queensland) and provider are not responsible for the completeness or accuracy of any of the information contained herein, and makes no representations about its suitability for any purpose.

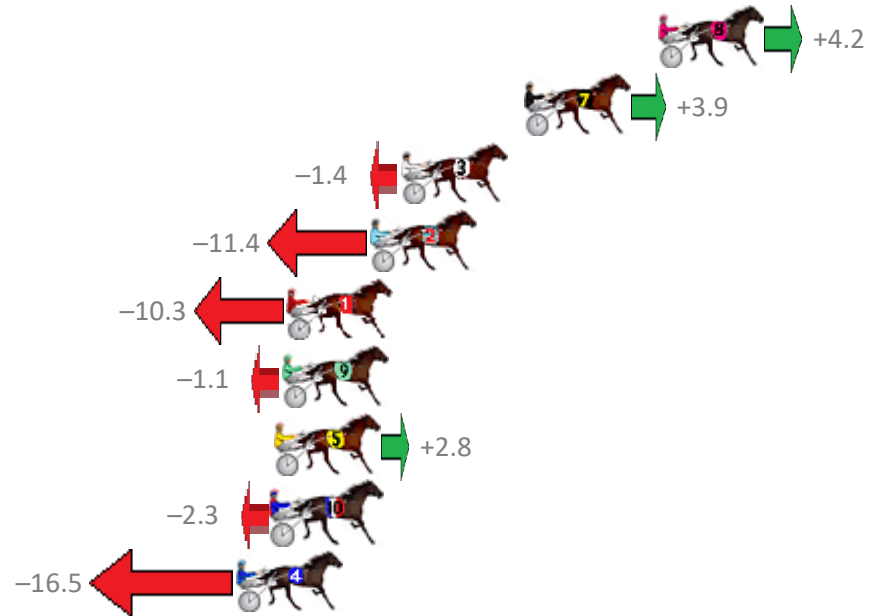
# Redcliffe Race 6 Distance 2040m

Thursday, 7 November 2019

Gross Time: 2:32.60 MileRate: 2:00.40 LeadTime: 31.80s First Qtr: 31.70s Second Qtr: 31.50s Third Qtr: 29.10s Fourth Qtr: 28.50s

NoHorse	Plc	Margin	Time	800Time (W)	400 Time (W)
8 SEA HAWKE	1	0.0m	2:32.60	57.30s (1)	28.19s (1)
7 BOULDER CITY	2	5.3m	2:32.98	57.32s (0)	28.14s (0)
3 MIKE ORR	3	10.2m	2:33.33	57.70s (1)	28.51s (1)
2 EULO FLYER	4	11.4m	2:33.41	58.42s (1)	29.31s (1)
1 KOTARE KASAI	5	14.7m	2:33.65	58.34s (0)	29.18s (0)
9 WAVEDANCER	6	14.9m	2:33.66	57.68s (0)	28.46s (0)
5 JOANNIES GIRL	7	15.2m	2:33.68	57.40s (1)	28.46s (2)
10 BETTING BARON	8	15.3m	2:33.69	57.77s (1)	28.49s (1)
4 HIGH ON MONTANA	9	16.7m	2:33.79	58.79s (0)	29.63s (0)

Finish Position and metres gained from 800m



Sectionals  
Powered by



Home of Australian Harness Sectionals

Get your sectionals delivered to your inbox daily

Check out [www.pjdata.com.au](http://www.pjdata.com.au)



The Racing Queensland Board (trading as Racing Queensland) and provider are not responsible for the completeness or accuracy of any of the information contained herein, and makes no representations about its suitability for any purpose.

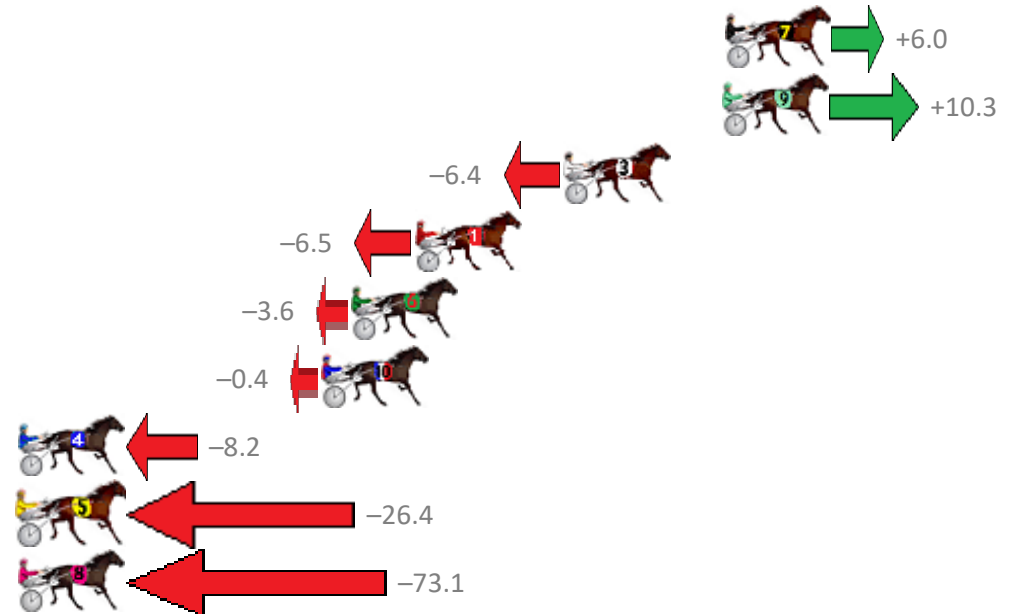
# Redcliffe Race 7 Distance 1780m

Thursday, 7 November 2019

Gross Time: 2:14.10 MileRate: 2:01.20 LeadTime: 11.70s First Qtr: 31.80s Second Qtr: 32.40s Third Qtr: 29.10s Fourth Qtr: 29.10s

NoHorse	Plc	Margin	Time	800Time (W)	400 Time (W)
7 OUR ULTIMATE VICKI	1	0.0m	2:14.10	57.76s (1)	28.81s (2)
9 PRETTYINTHEOUTBACK	2	0.1m	2:14.11	57.45s (1)	28.50s (2)
3 MAKINMEFEELGOOD	3	6.4m	2:14.57	58.67s (0)	29.57s (0)
1 CATCH THE BOUQUET	4	12.3m	2:14.99	58.67s (0)	29.63s (0)
6 GLENEAGLE WARRIOR	5	14.8m	2:15.18	58.46s (0)	29.51s (0)
10 MAYWYNS HONEY	6	16.0m	2:15.26	58.23s (1)	29.26s (2)
4 LANOCH BOY	7	29.4m	2:16.24	58.80s (1)	29.77s (0)
5 HURRIKANE SPECIAL	8	50.4m	2:17.77	60.12s (0)	31.95s (1)
8 CHARAS ACCENT	9	74.3m	2:19.51	63.52s (1)	34.20s (1)

Finish Position and metres gained from 800m



Sectionals  
Powered by



Home of Australian Harness Sectionals

Get your sectionals delivered to your inbox daily

Check out [www.pjdata.com.au](http://www.pjdata.com.au)



The Racing Queensland Board (trading as Racing Queensland) and provider are not responsible for the completeness or accuracy of any of the information contained herein, and makes no representations about its suitability for any purpose.

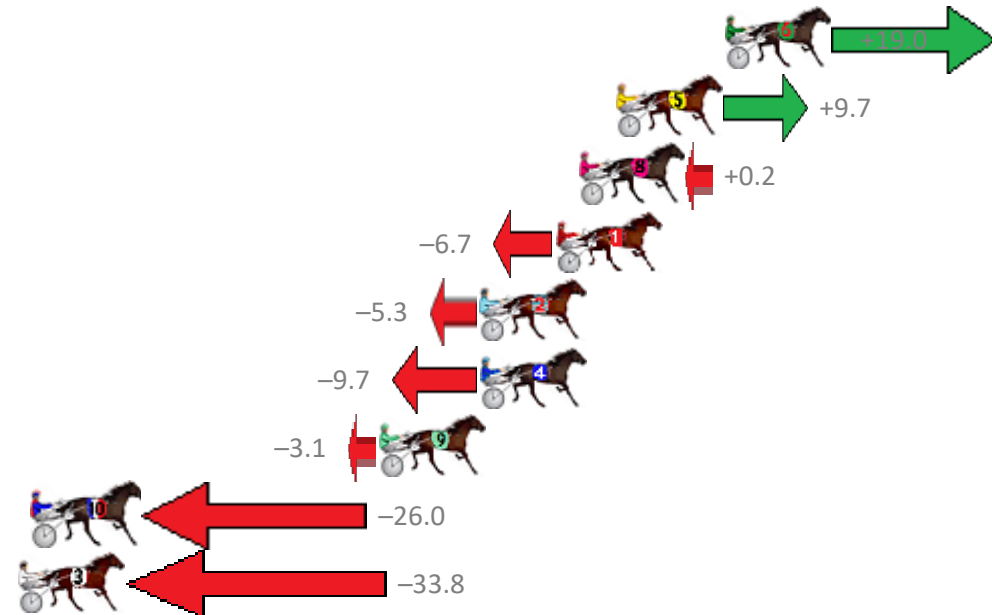
# Redcliffe Race 8 Distance 1780m

Thursday, 7 November 2019

Gross Time: 2:13.10 MileRate: 2:00.30 LeadTime: 11.40s First Qtr: 31.70s Second Qtr: 30.60s Third Qtr: 28.90s Fourth Qtr: 30.50s

NoHorse	Plc	Margin	Time	800Time (W)	400 Time (W)
6 COMMODORE JUJON	1	0.0m	2:13.10	57.99s (1)	29.63s (2)
5 ALL GOOD WALLY	2	4.3m	2:13.43	58.68s (1)	30.29s (2)
8 PURPLE SHADES	3	5.8m	2:13.54	59.39s (0)	30.56s (0)
1 A ROCKNROLL LEGACY	4	6.7m	2:13.61	59.90s (1)	30.90s (1)
2 AROONA	5	9.7m	2:13.84	59.79s (1)	30.81s (1)
4 BEEF CITY STARZZZ	6	9.7m	2:13.84	60.12s (0)	31.24s (0)
9 TRENTLEIGH	7	13.7m	2:14.14	59.63s (0)	30.80s (0)
10 ALL MADNESS	8	27.4m	2:15.19	61.33s (2)	32.41s (2)
3 WHATA REACTOR	9	88.8m	2:19.87	61.91s (0)	32.31s (0)

Finish Position and metres gained from 800m



Sectionals  
Powered by



Home of Australian Harness Sectionals

Get your sectionals delivered to your inbox daily

Check out [www.pjdata.com.au](http://www.pjdata.com.au)



The Racing Queensland Board (trading as Racing Queensland) and provider are not responsible for the completeness or accuracy of any of the information contained herein, and makes no representations about its suitability for any purpose.




# Redcliffe Race 9 Distance 2040m

Thursday, 7 November 2019

Gross Time: 2:34.20 MileRate: 2:01.60 LeadTime: 32.00s First Qtr: 30.40s Second Qtr: 31.60s Third Qtr: 30.10s Fourth Qtr: 30.10s

NoHorse	Plc	Margin	Time	800Time (W)	400 Time (W)
10 BILLBOARD BONNIE	1	0.0m	2:34.20	58.42s (2)	29.51s (2)
2 KID CALVERT	2	12.2m	2:35.12	60.03s (1)	30.78s (2)
4 ASHLEE NITRO	3	14.2m	2:35.27	60.85s (1)	30.82s (1)
5 MISS MIA	4	15.8m	2:35.39	60.38s (0)	30.15s (1)
8 SIXPENNY RED	5	23.1m	2:35.94	60.45s (1)	30.83s (2)
6 MY CARMEN	6	24.1m	2:36.01	61.91s (1)	31.91s (1)
7 MOLLY MONTANA	7	40.0m	2:37.21	62.52s (0)	32.30s (0)
9 GRINYDONTCHA	8	41.8m	2:37.35	62.59s (1)	32.49s (1)
1 VIC HUNTER	9	42.5m	2:37.40	63.08s (0)	32.83s (0)
3 PEGGY STARDUST	10	54.8m	2:38.32	64.32s (0)	34.07s (0)

Finish Position and metres gained from 800m



Sectionals  
Powered by



Home of Australian Harness Sectionals

Get your sectionals delivered to your inbox daily

Check out [www.pjdata.com.au](http://www.pjdata.com.au)



The Racing Queensland Board (trading as Racing Queensland) and provider are not responsible for the completeness or accuracy of any of the information contained herein, and makes no representations about its suitability for any purpose.