

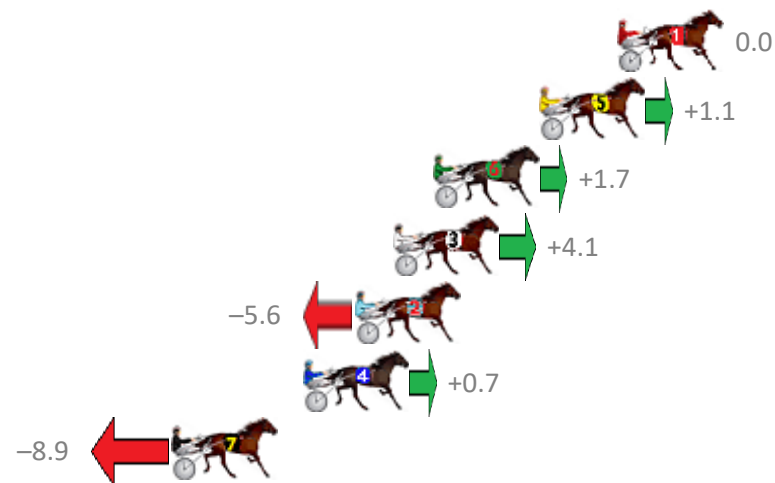
# Albion Park Race 1 Distance 1660m

Friday, 29 November 2019

Gross Time: 1:59.60 MileRate: 1:56.00 LeadTime: 3.40s First Qtr: 27.60s Second Qtr: 30.80s Third Qtr: 30.20s Fourth Qtr: 27.60s

No Horse	Plc	Margin	Time	800Time (W)	400 Time (W)
1 TWITTER BROMAC	1	0.0m	1:59.60	57.80s (0)	27.60s (0)
5 FIRE AND ICE	2	3.1m	1:59.81	57.72s (0)	27.52s (0)
6 CAPTAIN COSMONAUT	3	7.3m	2:00.10	57.68s (0)	27.52s (0)
3 SIR MACADOR	4	8.9m	2:00.21	57.50s (1)	27.30s (1)
2 CC JONES	5	10.4m	2:00.32	58.20s (1)	28.00s (1)
4 LANCELOT BROMAC	6	12.5m	2:00.46	57.75s (0)	27.59s (0)
7 MAGOOGAN	7	17.7m	2:00.82	58.44s (1)	28.21s (1)

Finish Position and metres gained from 800m



Sectionals  
Powered by



Home of Australian Harness Sectionals

Get your sectionals delivered to your inbox daily

Check out [www.pjdata.com.au](http://www.pjdata.com.au)



The Racing Queensland Board (trading as Racing Queensland) and provider are not responsible for the completeness or accuracy of any of the information contained herein, and makes no representations about its suitability for any purpose.

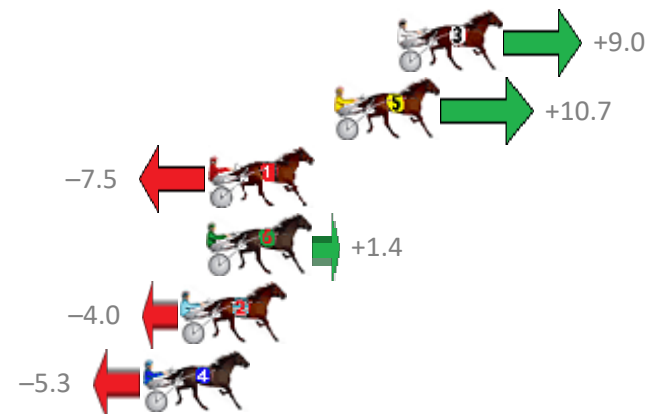
# Albion Park Race 2 Distance 2138m

Friday, 29 November 2019

Gross Time: 2:34.70 MileRate: 1:56.40 LeadTime: 39.10s First Qtr: 29.80s Second Qtr: 29.70s Third Qtr: 28.50s Fourth Qtr: 27.60s

No Horse	Plc	Margin	Time	800Time (W)	400 Time (W)
3 BODHI TREE	1	0.0m	2:34.70	55.47s (1)	27.23s (2)
5 CLARRY	2	2.5m	2:34.87	55.35s (1)	27.07s (2)
1 CHARMING MAJOR	3	7.5m	2:35.22	56.63s (0)	28.12s (0)
6 SPIKE BROMAC	4	7.6m	2:35.22	56.00s (0)	27.49s (0)
2 RED CHARMER	5	8.6m	2:35.29	56.38s (0)	27.88s (0)
4 CASINO TOMMY	6	10.1m	2:35.40	56.47s (1)	28.06s (1)

Finish Position and metres gained from 800m



Sectionals  
Powered by



Home of Australian Harness Sectionals

Get your sectionals delivered to your inbox daily

Check out [www.pjdata.com.au](http://www.pjdata.com.au)



The Racing Queensland Board (trading as Racing Queensland) and provider are not responsible for the completeness or accuracy of any of the information contained herein, and makes no representations about its suitability for any purpose.

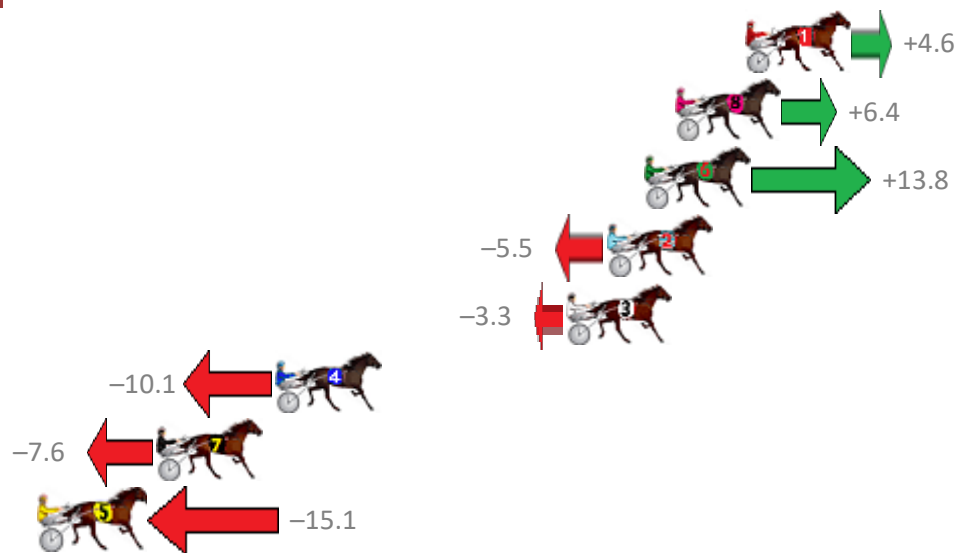
# Albion Park Race 3 Distance 1660m

Friday, 29 November 2019

Gross Time: 1:57.50 MileRate: 1:53.90 LeadTime: 3.20s First Qtr: 27.70s Second Qtr: 30.00s Third Qtr: 28.00s Fourth Qtr: 28.60s

No Horse	Plc	Margin	Time	800Time (W)	400 Time (W)
1 TODAY'S HERO	1	0.0m	1:57.50	56.27s (0)	28.29s (0)
8 ONLY IN ROME	2	2.8m	1:57.70	56.15s (0)	28.17s (0)
6 WE SALUTE YOU	3	4.0m	1:57.79	55.62s (1)	27.71s (0)
2 HOT EMBERS	4	5.5m	1:57.89	56.99s (0)	28.99s (0)
3 NEWPORT DREAMZ	5	7.1m	1:58.01	56.83s (1)	28.92s (1)
4 CUPCAKESNWHIPCREA	6	18.7m	1:58.84	57.31s (1)	29.37s (1)
7 DOLLARBILL	7	23.4m	1:59.17	57.14s (2)	28.74s (0)
5 SOLDIER OF FORTUNE	8	28.5m	1:59.54	57.67s (1)	29.75s (1)

Finish Position and metres gained from 800m



Sectionals  
Powered by



Home of Australian Harness Sectionals

Get your sectionals delivered to your inbox daily

Check out [www.pjdata.com.au](http://www.pjdata.com.au)



The Racing Queensland Board (trading as Racing Queensland) and provider are not responsible for the completeness or accuracy of any of the information contained herein, and makes no representations about its suitability for any purpose.

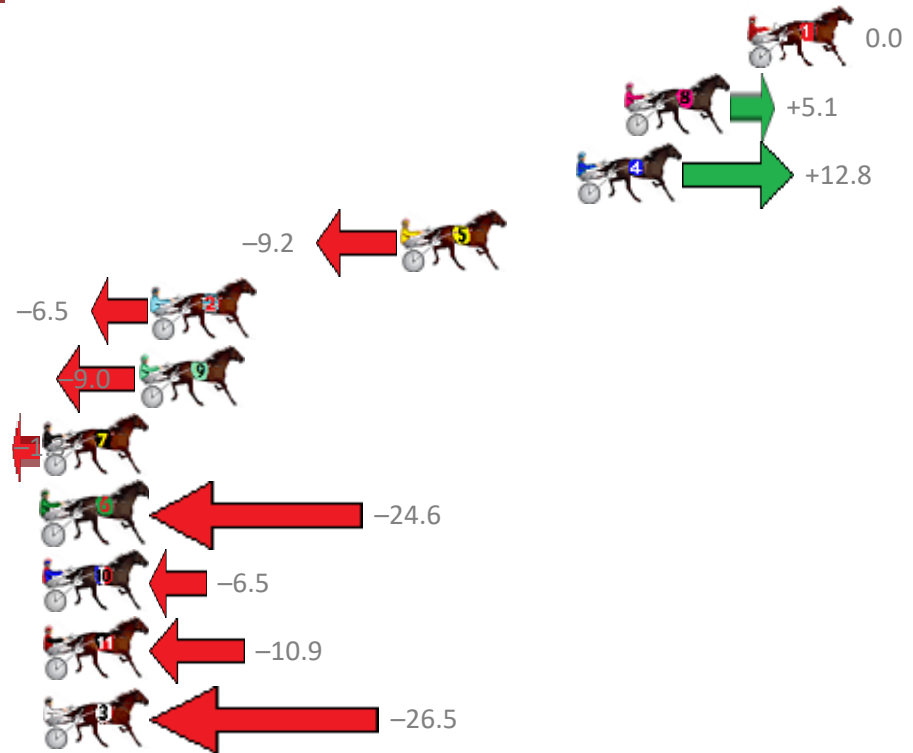
# Albion Park Race 4 Distance 1660m

Friday, 29 November 2019

Gross Time: 2:01.10 MileRate: 1:57.40 LeadTime: 3.40s First Qtr: 28.10s Second Qtr: 31.60s Third Qtr: 28.50s Fourth Qtr: 29.50s

No Horse	Plc	Margin	Time	800Time (W)	400 Time (W)
1 WHITEHAVEN LASS	1	0.0m	2:01.10	58.00s (0)	29.50s (0)
8 ZARAS ALL GOOD	2	4.9m	2:01.46	57.63s (0)	29.20s (0)
4 MODERNDAY FALCON	3	6.8m	2:01.60	57.07s (0)	28.70s (0)
5 REDBANK RENDEZVOUS	4	13.8m	2:02.12	58.67s (0)	30.16s (0)
2 BLACKJEWEL	5	23.7m	2:02.85	58.47s (1)	29.51s (0)
9 LA BELLE CHEVAL	6	24.2m	2:02.88	58.65s (0)	30.33s (0)
7 SOMEHOWSOMEWAY	7	28.3m	2:03.19	58.09s (1)	29.20s (2)
6 SIXPENNY RED	8	31.6m	2:03.43	59.78s (1)	31.05s (1)
10 VALKYRIE HANOVER	9	32.1m	2:03.47	58.47s (0)	29.65s (0)
11 HOLLIE	10	32.7m	2:03.51	58.79s (1)	29.85s (2)
3 ELLE JAY	11	38.5m	2:03.94	59.92s (1)	30.45s (1)

Finish Position and metres gained from 800m



Sectionals  
Powered by



Home of Australian Harness Sectionals

Get your sectionals delivered to your inbox daily

Check out [www.pjdata.com.au](http://www.pjdata.com.au)



The Racing Queensland Board (trading as Racing Queensland) and provider are not responsible for the completeness or accuracy of any of the information contained herein, and makes no representations about its suitability for any purpose.


# Albion Park Race 5 Distance 1660m

Friday, 29 November 2019

Gross Time: 2:01.20 MileRate: 1:57.50 LeadTime: 3.50s First Qtr: 28.90s Second Qtr: 30.40s Third Qtr: 29.60s Fourth Qtr: 28.80s

No Horse	Plc	Margin	Time	800Time (W)	400 Time (W)
10 RUNFORTHROSES	1	0.0m	2:01.20	58.24s (1)	28.80s (1)
1 IAM THE JOKER	2	1.7m	2:01.32	58.52s (0)	28.92s (0)
3 IFYOUBELIEVE	3	2.2m	2:01.36	58.05s (1)	28.63s (1)
5 KYRONTA	4	4.4m	2:01.52	57.57s (1)	28.12s (1)
6 CHEESANDKISSES	5	5.7m	2:01.61	57.03s (1)	27.51s (1)
8 HEADWIN	6	7.9m	2:01.77	58.64s (0)	29.02s (0)
11 PRETTYINTHEOUTBACK	7	8.0m	2:01.78	57.54s (1)	28.02s (1)
9 SIGNOR JUJON	8	8.4m	2:01.80	57.92s (0)	28.44s (0)
4 MOLLY MONTANA	9	10.3m	2:01.94	58.45s (0)	28.88s (0)
7 BEEJAYS DELIGHT	10	14.3m	2:02.23	58.01s (0)	28.53s (0)
2 ASHLEE NITRO	11	15.5m	2:02.32	58.73s (1)	29.27s (1)

Finish Position and metres gained from 800m



Sectionals  
Powered by



Home of Australian Harness Sectionals

Get your sectionals delivered to your inbox daily

Check out [www.pjdata.com.au](http://www.pjdata.com.au)



The Racing Queensland Board (trading as Racing Queensland) and provider are not responsible for the completeness or accuracy of any of the information contained herein, and makes no representations about its suitability for any purpose.

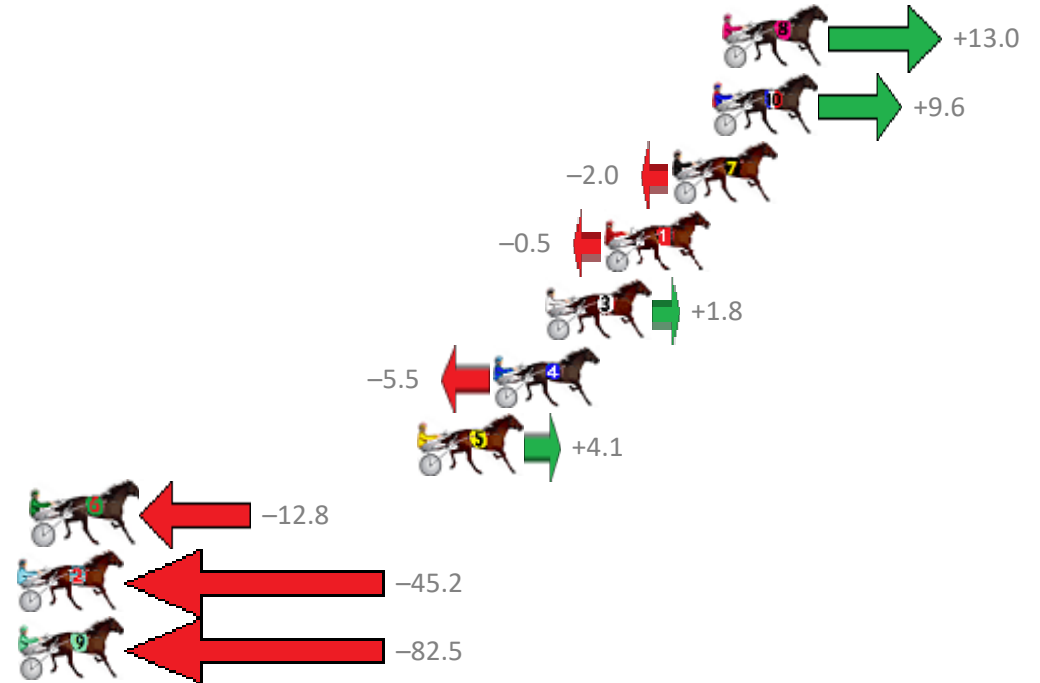
# Albion Park Race 6 Distance 1660m

Friday, 29 November 2019

Gross Time: 1:57.90 MileRate: 1:54.30 LeadTime: 3.30s First Qtr: 27.30s Second Qtr: 30.40s Third Qtr: 28.40s Fourth Qtr: 28.50s

No Horse	Plc	Margin	Time	800Time (W)	400 Time (W)
8 AINTNOBETTOR	1	0.0m	1:57.90	55.98s (0)	27.52s (0)
10 RANDOM TASK	2	0.4m	1:57.93	56.22s (2)	28.29s (2)
7 BALLERINA COURU	3	2.0m	1:58.04	57.04s (0)	28.64s (0)
1 KATNISS	4	4.7m	1:58.23	56.94s (0)	28.52s (0)
3 WEEDONS EXPRESS	5	7.0m	1:58.40	56.77s (0)	28.37s (0)
4 RECIPE FOR DREAMING	6	9.1m	1:58.55	57.29s (1)	28.89s (1)
5 FEELINGFORARAINBOW	7	12.1m	1:58.76	56.61s (1)	28.14s (2)
6 HARD TO HEAR	8	27.4m	1:59.85	57.81s (2)	29.63s (2)
2 BALLATOR THOR	9	53.4m	2:01.70	60.11s (1)	31.29s (1)
9 VANDE VELDE	10	100.1m	2:05.03	62.77s (0)	33.49s (0)

Finish Position and metres gained from 800m



Sectionals  
Powered by



Home of Australian Harness Sectionals

Get your sectionals delivered to your inbox daily

Check out [www.pjdata.com.au](http://www.pjdata.com.au)



The Racing Queensland Board (trading as Racing Queensland) and provider are not responsible for the completeness or accuracy of any of the information contained herein, and makes no representations about its suitability for any purpose.


# Albion Park Race 7 Distance 1660m

Friday, 29 November 2019

Gross Time: 1:59.20 MileRate: 1:55.60 LeadTime: 3.30s First Qtr: 28.70s Second Qtr: 29.80s Third Qtr: 28.70s Fourth Qtr: 28.70s

No Horse	Plc	Margin	Time	800Time (W)	400 Time (W)
1 MACHIN OUT	1	0.0m	1:59.20	57.03s (0)	28.33s (0)
4 STUDLEIGH STRIDE	2	1.3m	1:59.29	57.19s (1)	28.42s (1)
2 IM NORMA JEAN	3	1.4m	1:59.30	57.50s (0)	28.80s (0)
6 INVITE ONLY	4	1.7m	1:59.32	56.62s (1)	27.82s (1)
9 BET IM SPECIAL	5	2.1m	1:59.35	56.85s (0)	28.16s (0)
8 MAKE MINE JOE	6	2.9m	1:59.41	56.56s (0)	27.89s (0)
5 AMILLION PROMISES	7	3.1m	1:59.42	56.42s (1)	27.60s (1)
3 MAJOR CURRENCY	8	5.9m	1:59.62	57.22s (1)	28.43s (1)
7 GREGS LEGACY	9	20.5m	2:00.67	57.35s (1)	28.52s (1)

## Finish Position and metres gained from 800m



Sectionals  
Powered by



Home of Australian Harness Sectionals

Get your sectionals delivered to your inbox daily

Check out [www.pjdata.com.au](http://www.pjdata.com.au)



The Racing Queensland Board (trading as Racing Queensland) and provider are not responsible for the completeness or accuracy of any of the information contained herein, and makes no representations about its suitability for any purpose.

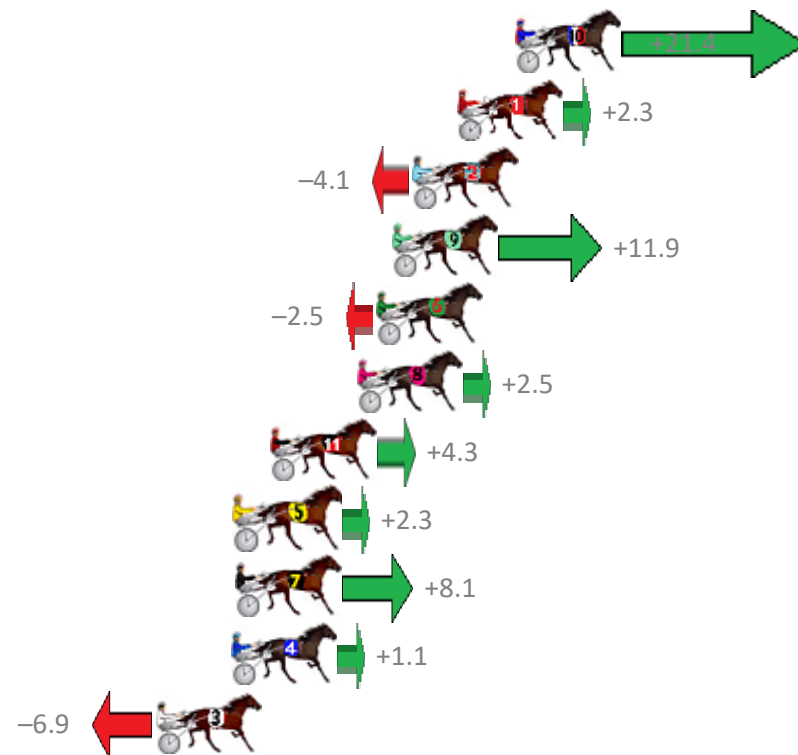
# Albion Park Race 8 Distance 2138m

Friday, 29 November 2019

Gross Time: 2:37.60 MileRate: 1:58.60 LeadTime: 37.70s First Qtr: 30.50s Second Qtr: 30.70s Third Qtr: 28.80s Fourth Qtr: 29.90s

No Horse	Plc	Margin	Time	800Time (W)	400 Time (W)
10 SEA HAWKE	1	0.0m	2:37.60	57.13s (1)	28.46s (2)
1 COLOMBIAN GOLD	2	2.3m	2:37.77	58.53s (0)	29.74s (0)
2 BANGKOK BRAVADO	3	4.1m	2:37.91	59.00s (0)	30.21s (0)
9 OUR ULTIMATE VICKI	4	4.9m	2:37.97	57.83s (1)	29.03s (1)
6 WHERE'S THE SPIRIT	5	5.5m	2:38.01	58.88s (1)	29.83s (1)
8 NIFTY STUDLEIGH	6	6.3m	2:38.07	58.52s (0)	29.68s (0)
11 RAGING INFERNO	7	9.7m	2:38.33	58.38s (2)	30.13s (2)
5 TORQUE FEELS GOOD	8	11.1m	2:38.43	58.53s (0)	29.65s (0)
7 OASIS DREAM	9	11.1m	2:38.43	58.11s (2)	29.61s (2)
4 MONTANA LAD	10	11.3m	2:38.44	58.62s (1)	29.83s (1)
3 GUTS	11	14.3m	2:38.67	59.21s (1)	30.21s (3)

Finish Position and metres gained from 800m



Sectionals  
Powered by



Home of Australian Harness Sectionals

Get your sectionals delivered to your inbox daily

Check out [www.pjdata.com.au](http://www.pjdata.com.au)



The Racing Queensland Board (trading as Racing Queensland) and provider are not responsible for the completeness or accuracy of any of the information contained herein, and makes no representations about its suitability for any purpose.