

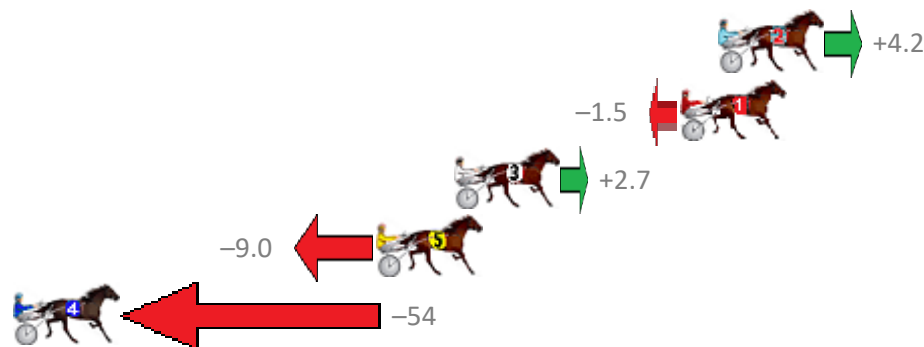
# Albion Park Race 1 Distance 1660m

Tuesday, 4 February 2020

Gross Time: 2:04.00 MileRate: 2:00.20 LeadTime: 3.40s First Qtr: 29.50s Second Qtr: 32.50s Third Qtr: 29.50s Fourth Qtr: 29.10s

No Horse	Plc	Margin	Time	800Time (W)	400 Time (W)
2 ONLYSBEST	1	0.0m	2:04.00	58.29s (0)	28.75s (0)
1 TYPHOON TORQUE	2	1.5m	2:04.11	58.71s (0)	29.21s (0)
3 TORQUE IN CONTROL	3	10.5m	2:04.76	58.40s (0)	29.09s (1)
5 MY CHINA DOLL	4	13.6m	2:04.99	59.26s (1)	29.73s (1)
4 ONE HELLAVA PARTY	5	62.1m	2:08.52	62.50s (0)	32.64s (0)

Finish Position and metres gained from 800m



Sectionals  
Powered by



Home of Australian Harness Sectionals

Get your sectionals delivered to your inbox daily

Check out [www.pjdata.com.au](http://www.pjdata.com.au)



The Racing Queensland Board (trading as Racing Queensland) and provider are not responsible for the completeness or accuracy of any of the information contained herein, and makes no representations about its suitability for any purpose.

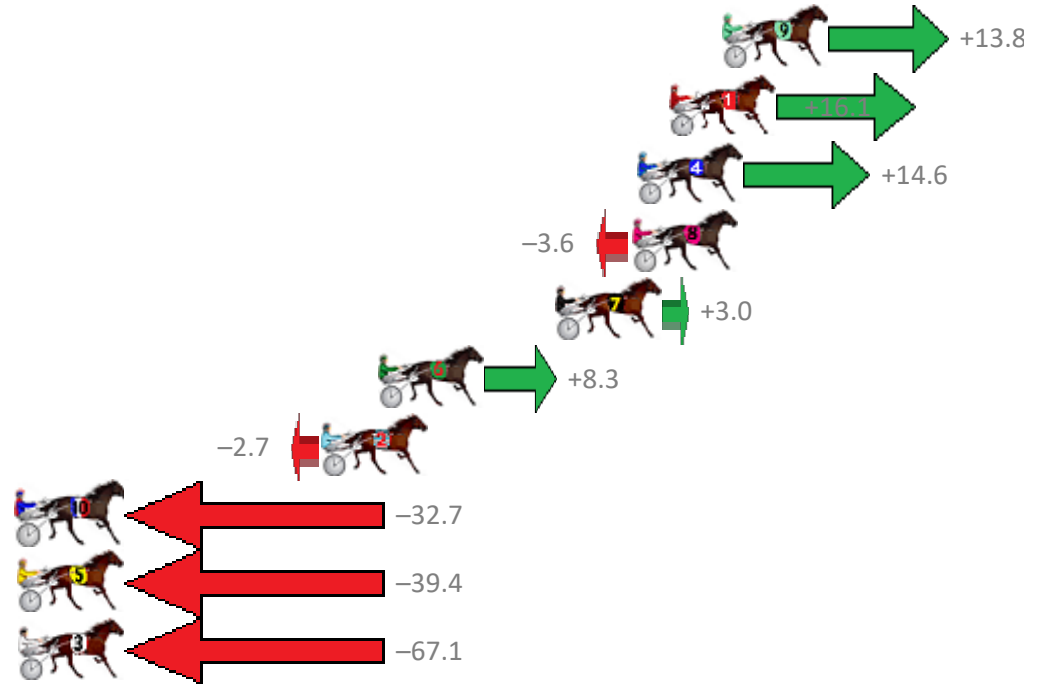
# Albion Park Race 2 Distance 2138m

Tuesday, 4 February 2020

Gross Time: 2:46.00 MileRate: 2:04.40 LeadTime: 43.40s First Qtr: 31.80s Second Qtr: 30.40s Third Qtr: 29.80s Fourth Qtr: 30.60s

No Horse	Plc	Margin	Time	800Time (W)	400 Time (W)
9 JEDDY R YA READY	1	0.0m	2:46.00	59.36s (1)	30.10s (2)
1 MONORAIL	2	2.1m	2:46.16	59.18s (0)	29.55s (2)
4 DOWN UNDER RORS	3	3.4m	2:46.26	59.30s (1)	29.99s (2)
8 JUSTABITLIKEMUM	4	3.6m	2:46.28	60.67s (0)	30.88s (0)
7 MELPARK ROYAL SON	5	6.6m	2:46.50	60.17s (1)	30.94s (1)
6 SCORCHED	6	13.7m	2:47.05	59.77s (1)	30.15s (3)
2 LANSBURY	7	15.9m	2:47.22	60.60s (0)	30.53s (1)
10 ANY OLD WAY	8	38.1m	2:48.91	62.87s (1)	32.67s (1)
5 STONED AGAIN	9	47.4m	2:49.63	63.37s (0)	33.29s (0)
3 ONE MUSCLE HILL	10	112.1m	2:54.58	65.47s (0)	34.20s (0)

Finish Position and metres gained from 800m



Sectionals  
Powered by



Home of Australian Harness Sectionals

Get your sectionals delivered to your inbox daily

Check out [www.pjdata.com.au](http://www.pjdata.com.au)



The Racing Queensland Board (trading as Racing Queensland) and provider are not responsible for the completeness or accuracy of any of the information contained herein, and makes no representations about its suitability for any purpose.

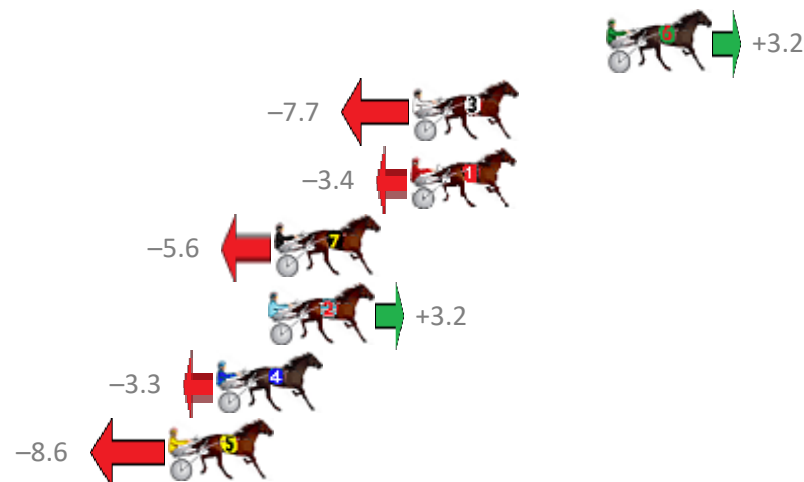
# Albion Park Race 3 Distance 1660m

Tuesday, 4 February 2020

Gross Time: 2:01.80 MileRate: 1:58.10 LeadTime: 3.40s First Qtr: 30.00s Second Qtr: 30.60s Third Qtr: 29.20s Fourth Qtr: 28.60s

No Horse	Plc	Margin	Time	800Time (W)	400 Time (W)
6 MUMMYS BOY	1	0.0m	2:01.80	57.57s (1)	28.60s (1)
3 IFYOUBELIEVE	2	7.7m	2:02.35	58.36s (0)	29.15s (0)
1 MY ULTIMATE HELL	3	7.8m	2:02.36	58.05s (0)	28.81s (0)
7 A ROCKNROLL LEGACY	4	13.2m	2:02.74	58.20s (1)	29.20s (1)
2 NIKALONG HENRY	5	13.4m	2:02.76	57.57s (1)	28.67s (1)
4 SIR BULSKI	6	15.5m	2:02.91	58.04s (1)	29.34s (2)
5 MAGHERA MAGGIE	7	17.4m	2:03.04	58.42s (0)	29.16s (0)

Finish Position and metres gained from 800m



Sectionals  
Powered by



Home of Australian Harness Sectionals

Get your sectionals delivered to your inbox daily

Check out [www.pjdata.com.au](http://www.pjdata.com.au)



The Racing Queensland Board (trading as Racing Queensland) and provider are not responsible for the completeness or accuracy of any of the information contained herein, and makes no representations about its suitability for any purpose.

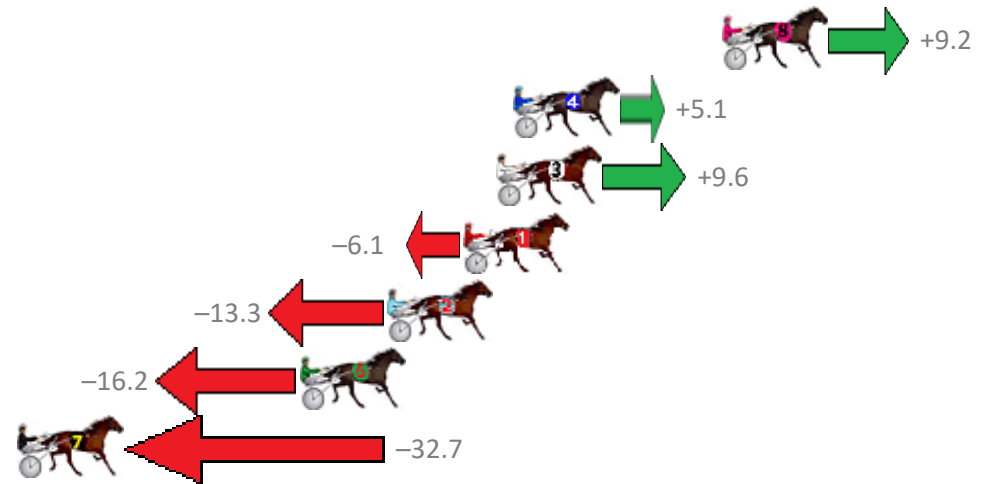
# Albion Park Race 4 Distance 1660m

Tuesday, 4 February 2020

Gross Time: 1:57.70 MileRate: 1:54.10 LeadTime: 3.30s First Qtr: 27.30s Second Qtr: 30.80s Third Qtr: 28.00s Fourth Qtr: 28.30s

No Horse	Plc	Margin	Time	800Time (W)	400 Time (W)
8 MACEY JAYDE	1	0.0m	1:57.70	55.65s (1)	28.30s (1)
4 GOTTA MOMENT	2	8.3m	1:58.29	55.94s (1)	27.97s (2)
3 SOLE AMBITION	3	9.0m	1:58.34	55.62s (1)	28.38s (2)
1 OYSTER STRIDE	4	10.3m	1:58.43	56.73s (0)	28.53s (0)
2 MUCH BETTOR	5	13.3m	1:58.64	57.24s (0)	29.09s (0)
6 CRACKA STRIDE	6	16.8m	1:58.89	57.44s (1)	29.19s (1)
7 SOME EXCUSESOMEW	7	37.5m	2:00.35	58.60s (1)	30.30s (1)

Finish Position and metres gained from 800m



Sectionals  
Powered by



Home of Australian Harness Sectionals

Get your sectionals delivered to your inbox daily

Check out [www.pjdata.com.au](http://www.pjdata.com.au)



The Racing Queensland Board (trading as Racing Queensland) and provider are not responsible for the completeness or accuracy of any of the information contained herein, and makes no representations about its suitability for any purpose.

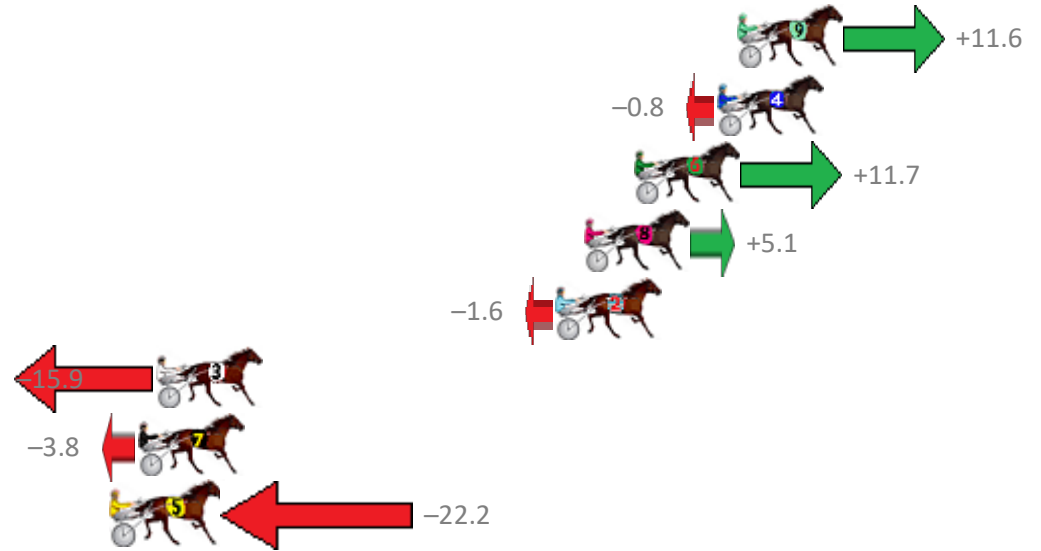
# Albion Park Race 5 Distance 1660m

Tuesday, 4 February 2020

Gross Time: 1:56.90 MileRate: 1:53.40 LeadTime: 3.30s First Qtr: 27.00s Second Qtr: 29.60s Third Qtr: 28.30s Fourth Qtr: 28.70s

No Horse	Plc	Margin	Time	800Time (W)	400 Time (W)
9 THATS HOW WEROLL	1	0.0m	1:56.90	56.17s (1)	28.00s (1)
4 DOUBLE OR NOTHING	2	0.8m	1:56.96	57.06s (0)	28.76s (0)
6 ROCKNROLL CLASSIC	3	4.1m	1:57.19	56.17s (1)	28.15s (2)
8 TORI MAY	4	6.1m	1:57.34	56.64s (0)	28.31s (0)
2 MACHIN OUT	5	7.2m	1:57.42	57.11s (0)	28.76s (0)
3 MAJORDOIT	6	23.1m	1:58.56	58.13s (1)	29.93s (2)
7 RUNFORTHEROSES	7	23.8m	1:58.61	57.27s (1)	29.04s (1)
5 AT WEST POINT	8	24.8m	1:58.68	58.58s (1)	30.14s (1)

Finish Position and metres gained from 800m



Sectionals  
Powered by



Home of Australian Harness Sectionals

Get your sectionals delivered to your inbox daily

Check out [www.pjdata.com.au](http://www.pjdata.com.au)



The Racing Queensland Board (trading as Racing Queensland) and provider are not responsible for the completeness or accuracy of any of the information contained herein, and makes no representations about its suitability for any purpose.


# Albion Park Race 6 Distance 1660m

Tuesday, 4 February 2020

Gross Time: 1:59.10 MileRate: 1:55.50 LeadTime: 3.30s First Qtr: 27.50s Second Qtr: 30.90s Third Qtr: 27.70s Fourth Qtr: 29.70s

No Horse	Plc	Margin	Time	800Time (W)	400 Time (W)
11 JUSTA DALE	1	0.0m	1:59.10	55.94s (1)	27.98s (1)
9 DATA LDO	2	0.1m	1:59.11	57.21s (1)	29.62s (1)
5 SCHEU CREEK	3	2.6m	1:59.29	57.24s (0)	29.45s (0)
6 TIMELESS APPEAL	4	10.1m	1:59.85	58.12s (0)	30.45s (0)
10 SIGNORINA JUJON	5	10.1m	1:59.85	56.98s (1)	29.01s (2)
2 THANKHEAVNFORGIRLS	6	11.0m	1:59.92	57.39s (1)	29.40s (1)
1 JUST ONE GOOD ONE	7	12.8m	2:00.05	57.64s (0)	29.82s (0)
3 HUGHIES SISTER	8	13.0m	2:00.07	56.71s (0)	29.00s (0)
8 WHERE'S TASCOTT	9	14.8m	2:00.20	57.44s (0)	29.63s (0)
4 CANDYFLOSS	10	17.6m	2:00.41	56.71s (0)	28.96s (0)
7 SIR TIGER	11	18.4m	2:00.47	58.22s (1)	30.26s (1)

Finish Position and metres gained from 800m



Sectionals  
Powered by



Home of Australian Harness Sectionals

Get your sectionals delivered to your inbox daily

Check out [www.pjdata.com.au](http://www.pjdata.com.au)



The Racing Queensland Board (trading as Racing Queensland) and provider are not responsible for the completeness or accuracy of any of the information contained herein, and makes no representations about its suitability for any purpose.


# Albion Park Race 7 Distance 1660m

Tuesday, 4 February 2020

Gross Time: 1:59.70 MileRate: 1:56.00 LeadTime: 3.40s First Qtr: 28.60s Second Qtr: 32.30s Third Qtr: 27.60s Fourth Qtr: 27.80s

No Horse	Plc	Margin	Time	800Time (W)	400 Time (W)
5 STREET APPEAL	1	0.0m	1:59.70	55.40s (0)	27.80s (0)
1 LEFT A HURRIKANE	2	11.4m	2:00.49	55.88s (0)	28.27s (0)
10 ANOTHER STATEMENT	3	16.8m	2:00.87	55.34s (2)	28.36s (2)
9 OUR FRIEND	4	17.5m	2:00.92	55.68s (2)	28.75s (2)
8 HIGH ON MONTANA	5	18.5m	2:00.99	56.09s (0)	28.46s (0)
3 DEVOUGED	6	19.8m	2:01.08	56.44s (1)	28.94s (1)
6 SUGARKANE	7	22.5m	2:01.26	55.13s (2)	27.88s (1)
4 ALL GOOD WALLY	8	23.7m	2:01.35	55.52s (2)	28.27s (1)
11 WHATA REACTOR	9	30.6m	2:01.83	56.63s (0)	28.81s (0)
7 EULO FLYER	10	32.1m	2:01.93	56.39s (0)	28.43s (0)
2 TORQUE ONETWOTHRE	11	93.2m	2:06.18	61.23s (1)	31.33s (1)

Finish Position and metres gained from 800m



Sectionals  
Powered by



Home of Australian Harness Sectionals

Get your sectionals delivered to your inbox daily

Check out [www.pjdata.com.au](http://www.pjdata.com.au)



The Racing Queensland Board (trading as Racing Queensland) and provider are not responsible for the completeness or accuracy of any of the information contained herein, and makes no representations about its suitability for any purpose.

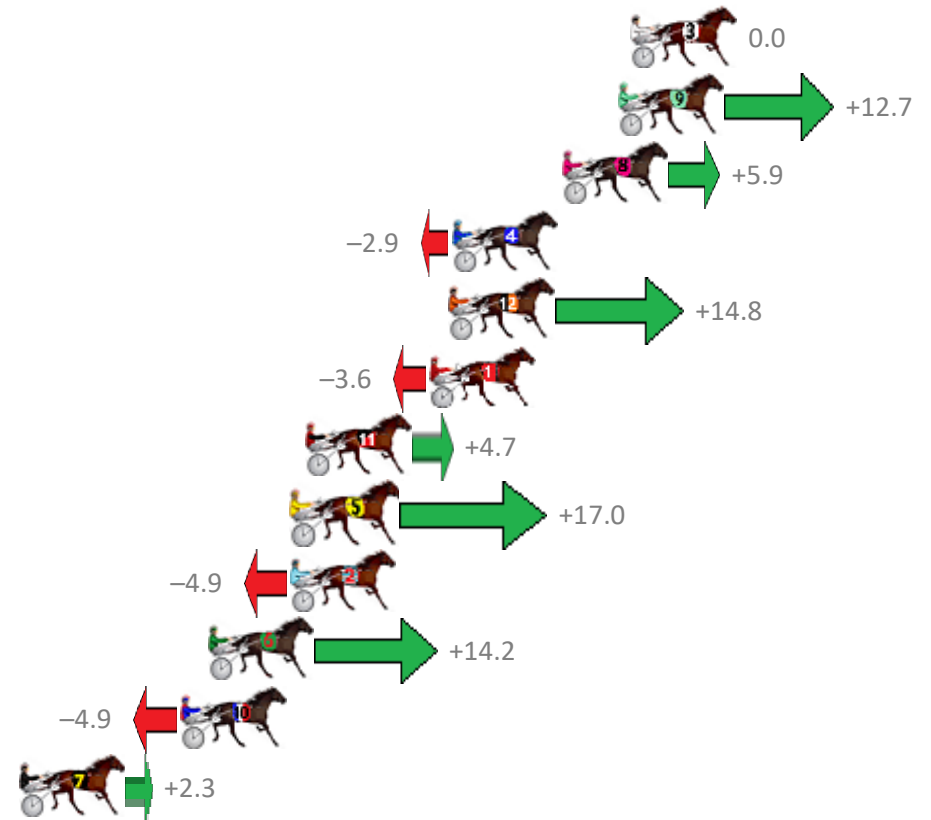
# Albion Park Race 8 Distance 2138m

Tuesday, 4 February 2020

Gross Time: 2:36.40 MileRate: 1:57.80 LeadTime: 37.30s First Qtr: 29.90s Second Qtr: 32.00s Third Qtr: 28.20s Fourth Qtr: 29.00s

No Horse	Plc	Margin	Time	800Time (W)	400 Time (W)
3 CALLMEDEMARO	1	0.0m	2:36.40	57.20s (0)	29.00s (0)
9 TEARAWAY DIAMOND	2	0.5m	2:36.44	56.29s (1)	28.60s (2)
8 ETERNAL PROMISE	3	2.7m	2:36.60	56.78s (0)	28.50s (0)
4 BLACKSADANCE	4	7.1m	2:36.91	57.41s (1)	29.37s (1)
12 FIRE AND ICE	5	7.2m	2:36.92	56.14s (1)	28.42s (2)
1 SIRIUS VICKI	6	8.0m	2:36.98	57.46s (0)	29.22s (0)
11 COBBLER LANE	7	12.9m	2:37.34	56.86s (1)	29.15s (2)
5 LEFT A TERROR	8	13.4m	2:37.37	55.98s (0)	28.75s (0)
2 GOLD REACTOR	9	13.5m	2:37.38	57.55s (1)	29.46s (1)
6 NEWPORT DREAMZ	10	16.8m	2:37.62	56.18s (1)	28.91s (1)
10 UNDERTHEKILT	11	17.9m	2:37.70	57.55s (0)	29.34s (1)
7 WITH THE BAND	12	24.3m	2:38.16	57.04s (1)	29.41s (3)

Finish Position and metres gained from 800m



Sectionals  
Powered by



Home of Australian Harness Sectionals

Get your sectionals delivered to your inbox daily

Check out [www.pjdata.com.au](http://www.pjdata.com.au)



The Racing Queensland Board (trading as Racing Queensland) and provider are not responsible for the completeness or accuracy of any of the information contained herein, and makes no representations about its suitability for any purpose.



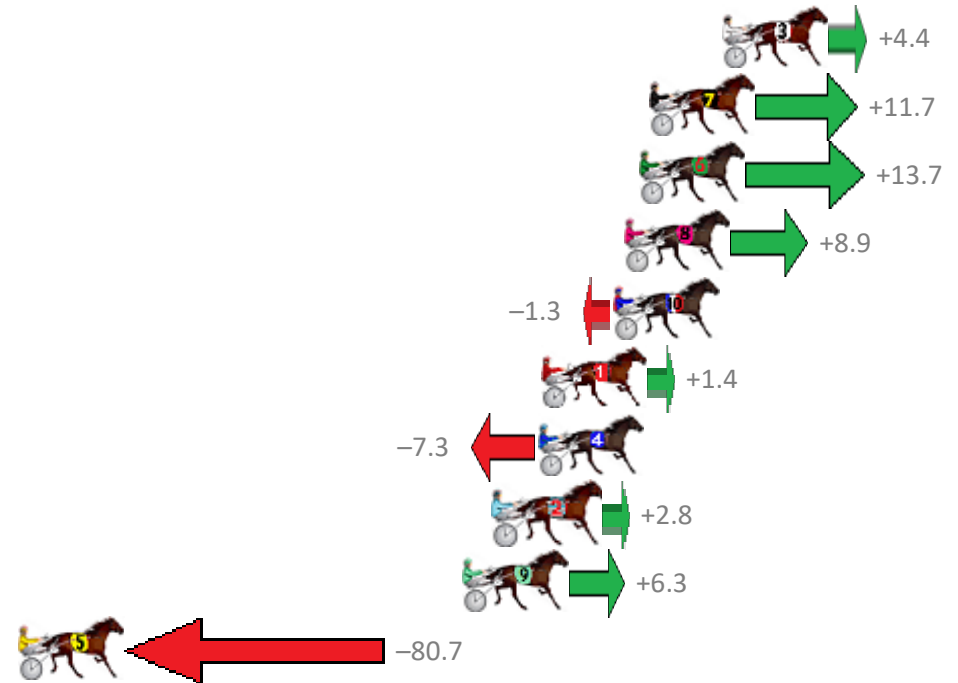
# Albion Park Race 9 Distance 2138m

Tuesday, 4 February 2020

Gross Time: 2:36.90 MileRate: 1:58.10 LeadTime: 37.70s First Qtr: 31.00s Second Qtr: 31.30s Third Qtr: 27.70s Fourth Qtr: 29.20s

No Horse	Plc	Margin	Time	800Time (W)	400 Time (W)
3 PLATINUM ROULETTE	1	0.0m	2:36.90	56.59s (0)	28.86s (0)
7 SIR JULIAN	2	2.9m	2:37.11	56.07s (2)	28.67s (2)
6 MAKE MINE JOE	3	3.3m	2:37.14	55.93s (0)	28.51s (1)
8 ILLAWONG DREAMTIM	4	3.9m	2:37.18	56.27s (0)	28.52s (0)
10 GASMONKEY	5	4.3m	2:37.21	56.99s (1)	29.40s (1)
1 BEAU CISHLOM	6	7.2m	2:37.43	56.80s (0)	29.07s (0)
4 KAPOW SHANNON	7	7.3m	2:37.43	57.42s (0)	29.73s (0)
2 GOD SAKE	8	9.0m	2:37.56	56.70s (1)	29.29s (1)
9 BEE GEES BANDIT	9	10.3m	2:37.65	56.45s (1)	28.89s (2)
5 TOMEARA	10	88.1m	2:43.33	62.64s (1)	35.62s (2)

Finish Position and metres gained from 800m



Sectionals  
Powered by



Home of Australian Harness Sectionals

Get your sectionals delivered to your inbox daily

Check out [www.pjdata.com.au](http://www.pjdata.com.au)



The Racing Queensland Board (trading as Racing Queensland) and provider are not responsible for the completeness or accuracy of any of the information contained herein, and makes no representations about its suitability for any purpose.