

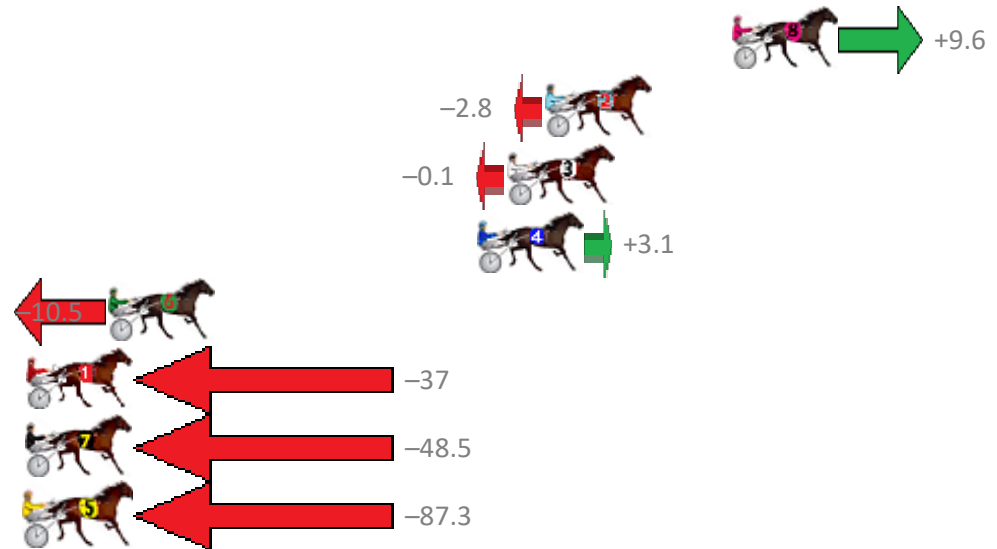
Albion Park Race 1 Distance 2138m

Friday, 14 February 2020

Gross Time: 2:43.80 MileRate: 2:01.00 LeadTime: 41.90s First Qtr: 30.60s Second Qtr: 31.40s Third Qtr: 30.10s Fourth Qtr: 29.80s

| NoHorse | Plc | Margin | Time | 800Time (W) | 400 Time (W) |
|---------------------|-----|--------|---------|-------------|--------------|
| 8 HEART OF CHANGE | 1 | 0.0m | 2:43.80 | 59.18s (1) | 29.80s (1) |
| 2 SOH TWISTED | 2 | 7.4m | 2:44.35 | 60.11s (0) | 30.01s (1) |
| 3 NO TRANSACTIONS | 3 | 8.9m | 2:44.46 | 59.91s (0) | 29.99s (2) |
| 4 MYRTLE BEACH | 4 | 10.1m | 2:44.55 | 59.67s (0) | 29.63s (0) |
| 6 PRINCESS KATERINA | 5 | 24.7m | 2:45.64 | 60.69s (1) | 30.92s (3) |
| 1 ILLAWONG CHAMPERS | 6 | 36.2m | 2:46.50 | 62.61s (0) | 32.38s (0) |
| 7 KAPAI | 7 | 108.5m | 2:51.88 | 63.53s (0) | 31.92s (0) |
| 5 MAKIN GOOD | 8 | 237.3m | 3:01.48 | 66.44s (0) | 32.58s (0) |

Finish Position and metres gained from 800m



Sectionals
Powered by



Home of Australian Harness Sectionals

Get your sectionals delivered to your inbox daily

Check out www.pjdata.com.au



The Racing Queensland Board (trading as Racing Queensland) and provider are not responsible for the completeness or accuracy of any of the information contained herein, and makes no representations about its suitability for any purpose.


Albion Park Race 2 Distance 1660m

Friday, 14 February 2020

Gross Time: 1:58.00 MileRate: 1:54.40 LeadTime: 3.50s First Qtr: 27.30s Second Qtr: 30.60s Third Qtr: 28.00s Fourth Qtr: 28.60s

| NoHorse | Plc | Margin | Time | 800Time (W) | 400 Time (W) |
|---------------------|-----|--------|---------|-------------|--------------|
| 4 WHITEHAVEN LASS | 1 | 0.0m | 1:58.00 | 56.29s (0) | 28.21s (0) |
| 7 DOUBLE OR NOTHING | 2 | 0.2m | 1:58.01 | 56.61s (0) | 28.61s (0) |
| 6 CALLMEDEMARO | 3 | 4.7m | 1:58.34 | 56.64s (1) | 28.66s (1) |
| 5 ARTFUL JINKS | 4 | 8.2m | 1:58.59 | 55.93s (1) | 27.84s (1) |
| 1 WANJIRU | 5 | 8.4m | 1:58.60 | 56.59s (0) | 28.40s (0) |
| 3 GOLD REACTOR | 6 | 9.2m | 1:58.66 | 56.30s (0) | 28.13s (0) |
| 2 SIR JUJON | 7 | 9.2m | 1:58.66 | 56.63s (1) | 28.67s (1) |
| 8 SOULWRITER | 8 | 11.3m | 1:58.81 | 56.47s (1) | 28.46s (1) |

Finish Position and metres gained from 800m



Sectionals
Powered by



Home of Australian Harness Sectionals

Get your sectionals delivered to your inbox daily

Check out www.pjdata.com.au



The Racing Queensland Board (trading as Racing Queensland) and provider are not responsible for the completeness or accuracy of any of the information contained herein, and makes no representations about its suitability for any purpose.

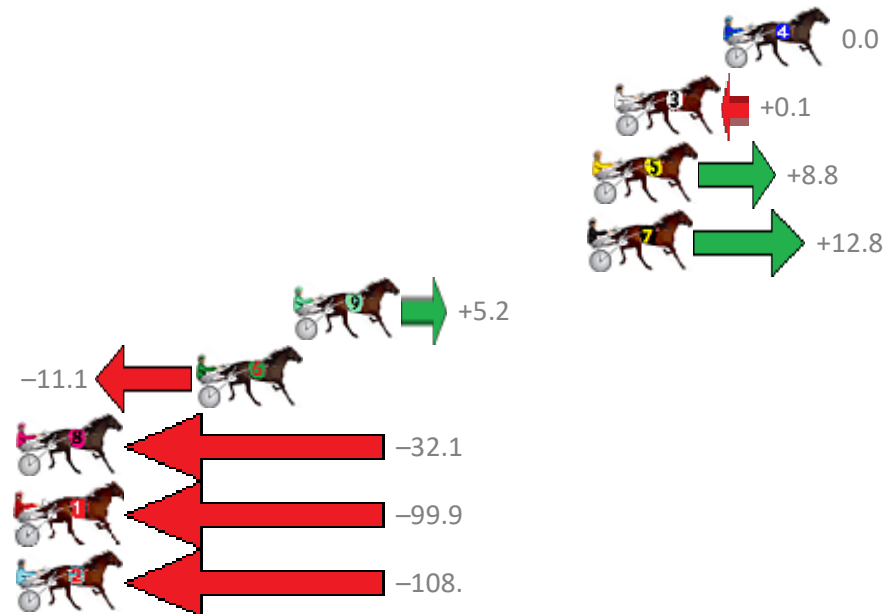
Albion Park Race 3 Distance 1660m

Friday, 14 February 2020

Gross Time: 2:00.30 MileRate: 1:56.60 LeadTime: 3.30s First Qtr: 27.30s Second Qtr: 30.70s Third Qtr: 29.50s Fourth Qtr: 29.50s

| NoHorse | Plc | Margin | Time | 800Time (W) | 400 Time (W) |
|-------------------|-----|--------|---------|-------------|--------------|
| 4 BEAUDACIOUS | 1 | 0.0m | 2:00.30 | 59.00s (0) | 29.50s (0) |
| 3 SIR BULSKI | 2 | 4.3m | 2:00.62 | 58.99s (0) | 29.46s (0) |
| 5 GIDUP DARCY | 3 | 5.2m | 2:00.68 | 58.35s (1) | 28.61s (1) |
| 7 MIND OF MY OWN | 4 | 5.4m | 2:00.70 | 58.06s (2) | 29.25s (1) |
| 9 GOJOE | 5 | 17.0m | 2:01.55 | 58.62s (1) | 29.81s (2) |
| 6 FEEL THE THRILL | 6 | 20.9m | 2:01.84 | 59.82s (1) | 30.70s (1) |
| 8 OURS TO KEEP | 7 | 46.3m | 2:03.71 | 61.37s (0) | 31.00s (1) |
| 1 FOREST MAJOR | 8 | 109.3m | 2:08.36 | 66.37s (0) | 35.63s (0) |
| 2 TILDALYN | 9 | 113.5m | 2:08.67 | 66.99s (1) | 36.35s (0) |

Finish Position and metres gained from 800m



Sectionals
Powered by



Home of Australian Harness Sectionals

Get your sectionals delivered to your inbox daily

Check out www.pjdata.com.au



The Racing Queensland Board (trading as Racing Queensland) and provider are not responsible for the completeness or accuracy of any of the information contained herein, and makes no representations about its suitability for any purpose.

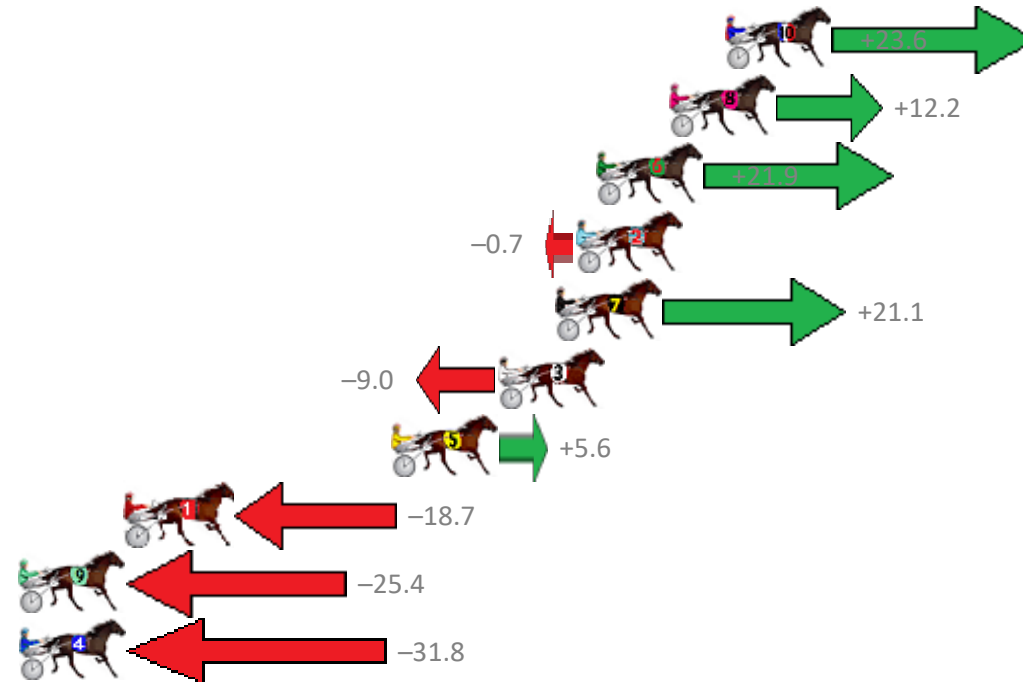
Albion Park Race 4 Distance 1660m

Friday, 14 February 2020

Gross Time: 2:00.80 MileRate: 1:57.10 LeadTime: 3.50s First Qtr: 28.40s Second Qtr: 30.00s Third Qtr: 28.90s Fourth Qtr: 30.00s

| NoHorse | Plc | Margin | Time | 800Time (W) | 400 Time (W) |
|-----------------------|-----|--------|---------|-------------|--------------|
| 10 SIR SEMPER FIDELIS | 1 | 0.0m | 2:00.80 | 57.16s (1) | 28.92s (2) |
| 8 JUST ONE GOOD ONE | 2 | 2.2m | 2:00.97 | 58.00s (1) | 29.40s (1) |
| 6 BROKEN ARK | 3 | 5.1m | 2:01.18 | 57.29s (2) | 28.93s (2) |
| 2 MY ULTIMATE HELL | 4 | 5.9m | 2:01.24 | 58.95s (1) | 30.11s (0) |
| 7 WHERE'S TASCOTT | 5 | 6.7m | 2:01.30 | 57.35s (1) | 29.42s (1) |
| 3 RAINBOW ATOMIC | 6 | 9.0m | 2:01.48 | 59.56s (0) | 30.67s (0) |
| 5 MALIBU DREAM | 7 | 13.2m | 2:01.79 | 58.49s (1) | 29.91s (0) |
| 1 RAYONG PRINCESS | 8 | 23.7m | 2:02.58 | 60.28s (0) | 31.01s (0) |
| 9 NAUGHTYINHEAVEN | 9 | 35.2m | 2:03.44 | 60.77s (1) | 32.19s (1) |
| 4 BERTILS DELIGHT | 10 | 54.6m | 2:04.90 | 61.24s (2) | 31.78s (0) |

Finish Position and metres gained from 800m



Sectionals
Powered by



Home of Australian Harness Sectionals

Get your sectionals delivered to your inbox daily

Check out www.pjdata.com.au



The Racing Queensland Board (trading as Racing Queensland) and provider are not responsible for the completeness or accuracy of any of the information contained herein, and makes no representations about its suitability for any purpose.

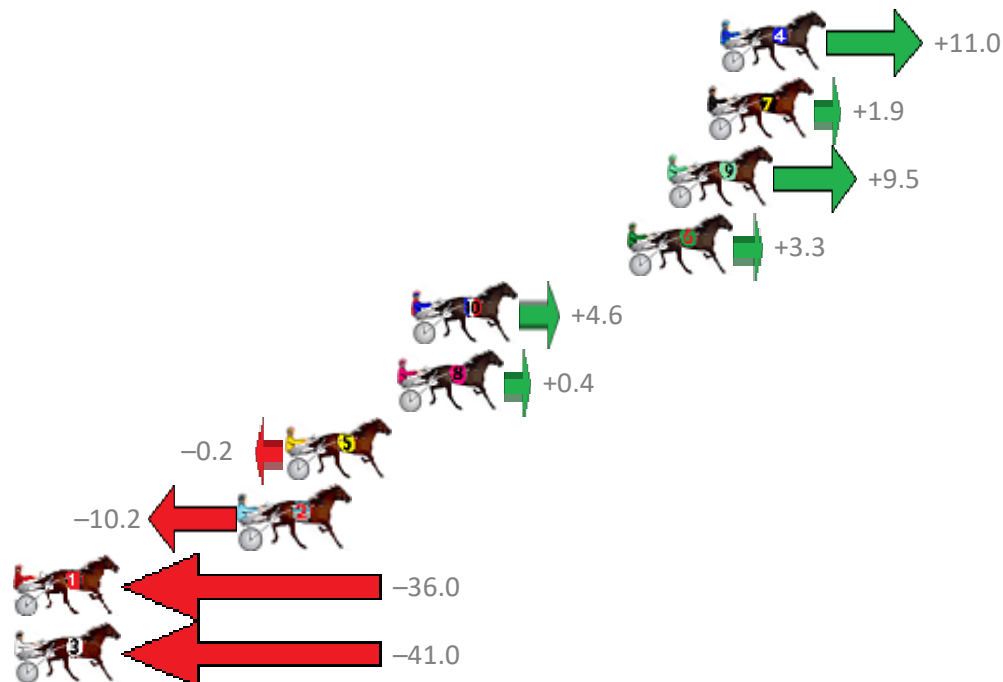
Albion Park Race 5 Distance 1660m

Friday, 14 February 2020

Gross Time: 1:59.60 MileRate: 1:55.90 LeadTime: 3.50s First Qtr: 28.60s Second Qtr: 31.50s Third Qtr: 27.60s Fourth Qtr: 28.40s

| NoHorse | Plc | Margin | Time | 800Time (W) | 400 Time (W) |
|----------------------|-----|--------|---------|-------------|--------------|
| 4 FOREVER ROCKING | 1 | 0.0m | 1:59.60 | 55.23s (1) | 27.66s (1) |
| 7 BLACKSADANCE | 2 | 0.5m | 1:59.64 | 55.87s (1) | 28.44s (0) |
| 9 MUMMYS BOY | 3 | 2.1m | 1:59.75 | 55.33s (2) | 28.17s (2) |
| 6 AMAYA BECOMES | 4 | 3.7m | 1:59.86 | 55.77s (1) | 28.28s (1) |
| 10 REDS GOOD TO GO | 5 | 12.2m | 2:00.47 | 55.68s (2) | 28.34s (2) |
| 8 FAVOURITEHIGHLIGHT | 6 | 12.8m | 2:00.51 | 55.97s (0) | 27.79s (0) |
| 5 MEGA STAR | 7 | 17.2m | 2:00.82 | 56.01s (1) | 28.49s (1) |
| 2 SUKI DAYO | 8 | 19.0m | 2:00.95 | 56.71s (0) | 28.57s (0) |
| 1 FEEL THE THUNDER | 9 | 40.4m | 2:02.47 | 58.52s (0) | 30.39s (0) |
| 3 BRONSKI MACARENA | 10 | 41.0m | 2:02.51 | 58.87s (0) | 30.74s (0) |

Finish Position and metres gained from 800m



Sectionals
Powered by



Home of Australian Harness Sectionals

Get your sectionals delivered to your inbox daily

Check out www.pjdata.com.au



The Racing Queensland Board (trading as Racing Queensland) and provider are not responsible for the completeness or accuracy of any of the information contained herein, and makes no representations about its suitability for any purpose.

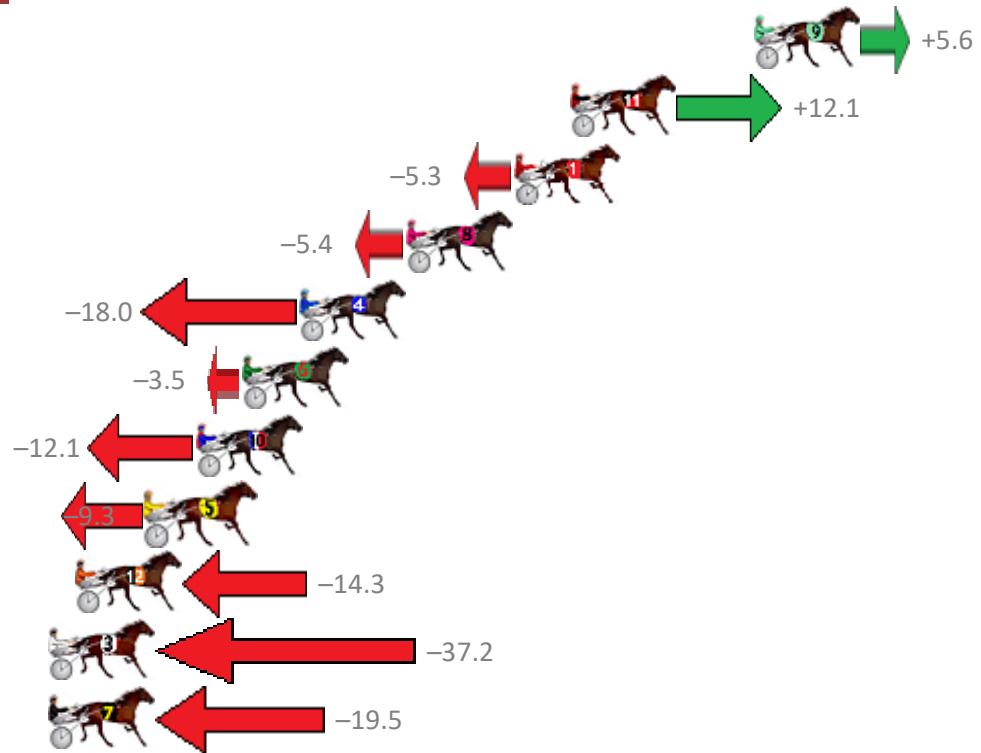
Albion Park Race 6 Distance 1660m

Friday, 14 February 2020

Gross Time: 1:57.60 MileRate: 1:54.00 LeadTime: 3.30s First Qtr: 27.10s Second Qtr: 31.00s Third Qtr: 28.50s Fourth Qtr: 27.70s

| NoHorse | Plc | Margin | Time | 800Time (W) | 400 Time (W) |
|----------------------|-----|--------|---------|-------------|--------------|
| 9 HUNTAWAY | 1 | 0.0m | 1:57.60 | 55.81s (1) | 27.67s (1) |
| 11 DATTITUDE | 2 | 7.3m | 1:58.11 | 55.35s (2) | 27.87s (3) |
| 1 SIGNORINA JUJON | 3 | 9.5m | 1:58.26 | 56.57s (0) | 28.07s (0) |
| 8 THE CRUISE MISSILE | 4 | 13.8m | 1:58.56 | 56.58s (0) | 27.99s (0) |
| 4 JOVIAL JULIE | 5 | 18.0m | 1:58.85 | 57.46s (0) | 28.95s (0) |
| 6 DYNAMIC DEEJAY | 6 | 20.3m | 1:59.01 | 56.45s (0) | 27.97s (0) |
| 10 MAJOR LUCKY | 7 | 22.1m | 1:59.13 | 57.05s (1) | 28.61s (2) |
| 5 SIRIUS VICKI | 8 | 24.1m | 1:59.27 | 56.85s (1) | 28.70s (1) |
| 12 JUSTA DALE | 9 | 26.9m | 1:59.46 | 57.20s (0) | 28.61s (1) |
| 3 LETHAL STAR | 10 | 38.6m | 2:00.27 | 58.81s (1) | 30.00s (1) |
| 7 KANAPALI | 11 | 42.7m | 2:00.56 | 57.57s (1) | 29.37s (1) |

Finish Position and metres gained from 800m



Sectionals
Powered by



Home of Australian Harness Sectionals

Get your sectionals delivered to your inbox daily

Check out www.pjdata.com.au



The Racing Queensland Board (trading as Racing Queensland) and provider are not responsible for the completeness or accuracy of any of the information contained herein, and makes no representations about its suitability for any purpose.

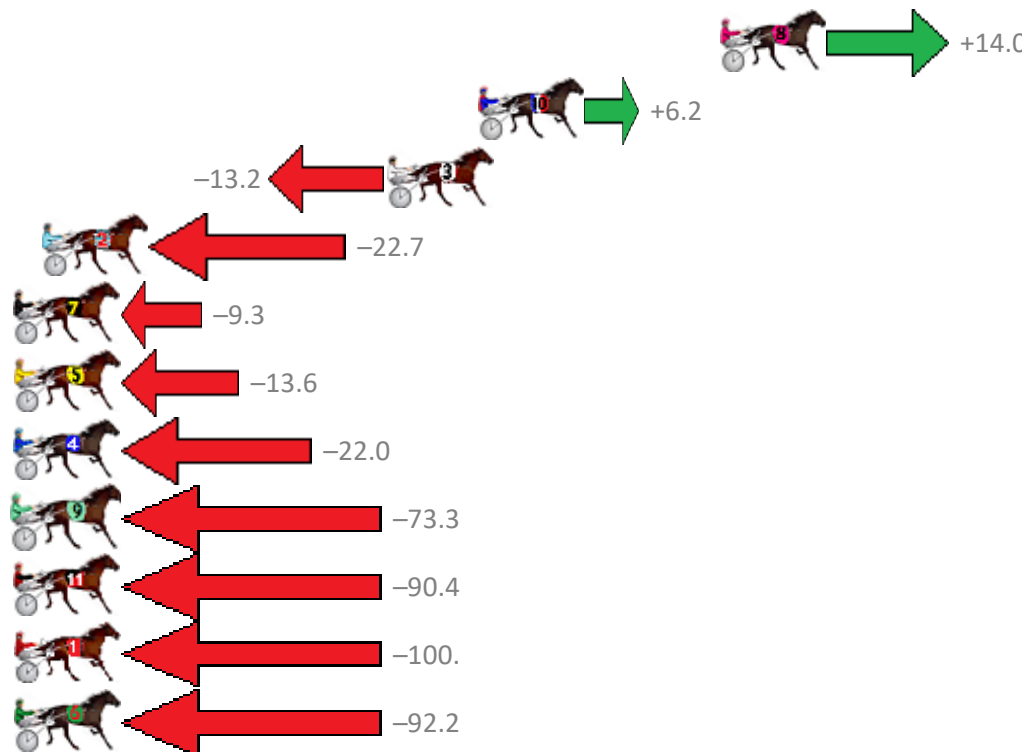
Albion Park Race 7 Distance 2138m

Friday, 14 February 2020

Gross Time: 2:33.60 MileRate: 1:55.60 LeadTime: 36.00s First Qtr: 29.50s Second Qtr: 30.60s Third Qtr: 28.30s Fourth Qtr: 29.20s

| No | Horse | Plc | Margin | Time | 800Time (W) | 400 Time (W) |
|----|-------------------|-----|--------|---------|-------------|--------------|
| 8 | B MAC C | 1 | 0.0m | 2:33.60 | 56.49s (0) | 26.62s (2) |
| 10 | ROLL WITH ROCKY | 2 | 9.6m | 2:34.30 | 57.05s (1) | 29.90s (0) |
| 3 | CC JONES | 3 | 13.2m | 2:34.56 | 58.45s (0) | 29.80s (0) |
| 2 | OASIS DREAM | 4 | 26.9m | 2:35.56 | 59.13s (0) | 30.49s (1) |
| 7 | TARGARYEN HANOVER | 5 | 29.7m | 2:35.77 | 58.17s (1) | 30.14s (1) |
| 5 | EULO FLYER | 6 | 38.0m | 2:36.37 | 58.48s (1) | 29.97s (1) |
| 4 | ZENMACH | 7 | 45.6m | 2:36.93 | 59.08s (0) | 29.86s (1) |
| 9 | SWAFFHAM WATER | 8 | 84.3m | 2:39.75 | 62.77s (1) | 33.03s (1) |
| 11 | MONTANA EXPRESS | 9 | 95.0m | 2:40.54 | 64.00s (1) | 34.60s (0) |
| 1 | SIXPENNY RED | 10 | 110.2m | 2:41.64 | 64.72s (0) | 34.88s (0) |
| 6 | WHATA CHALLENGE | 11 | 110.6m | 2:41.67 | 64.13s (0) | 34.40s (2) |

Finish Position and metres gained from 800m



Sectionals
Powered by



Home of Australian Harness Sectionals

Get your sectionals delivered to your inbox daily

Check out www.pjdata.com.au




The Racing Queensland Board (trading as Racing Queensland) and provider are not responsible for the completeness or accuracy of any of the information contained herein, and makes no representations about its suitability for any purpose.

Albion Park Race 8 Distance 2138m

Friday, 14 February 2020

Gross Time: 2:33.90 MileRate: 1:55.90 LeadTime: 38.40s First Qtr: 29.70s Second Qtr: 29.60s Third Qtr: 27.70s Fourth Qtr: 28.50s

| NoHorse | Plc | Margin | Time | 800Time (W) | 400 Time (W) |
|---------------------|-----|--------|---------|-------------|--------------|
| 4 HARD TO HEAR | 1 | 0.0m | 2:33.90 | 54.78s (1) | 27.23s (2) |
| 3 CHERRYS THE BEST | 2 | 2.4m | 2:34.07 | 55.29s (1) | 27.70s (2) |
| 1 LIFES BLACK | 3 | 3.1m | 2:34.12 | 56.11s (0) | 28.41s (0) |
| 2 COLOMBIAN GOLD | 4 | 6.7m | 2:34.38 | 56.67s (0) | 28.98s (0) |
| 8 KURAHAUPO GAMBLER | 5 | 10.3m | 2:34.63 | 56.29s (0) | 28.39s (0) |
| 7 PACIFIC DRUMS | 6 | 13.7m | 2:34.88 | 56.71s (1) | 29.22s (1) |
| 5 MAKE MINE JOE | 7 | 14.5m | 2:34.93 | 55.48s (1) | 27.98s (1) |
| 6 RIVERLEIGH ROCKET | 8 | 17.2m | 2:35.13 | 56.65s (1) | 28.93s (1) |
| 10 UNASSUMING CHAMP | 9 | 19.4m | 2:35.28 | 56.61s (0) | 28.67s (0) |



Sectionals
Powered by



Home of Australian Harness Sectionals

Get your sectionals delivered to your inbox daily

Check out www.pjdata.com.au



The Racing Queensland Board (trading as Racing Queensland) and provider are not responsible for the completeness or accuracy of any of the information contained herein, and makes no representations about its suitability for any purpose.

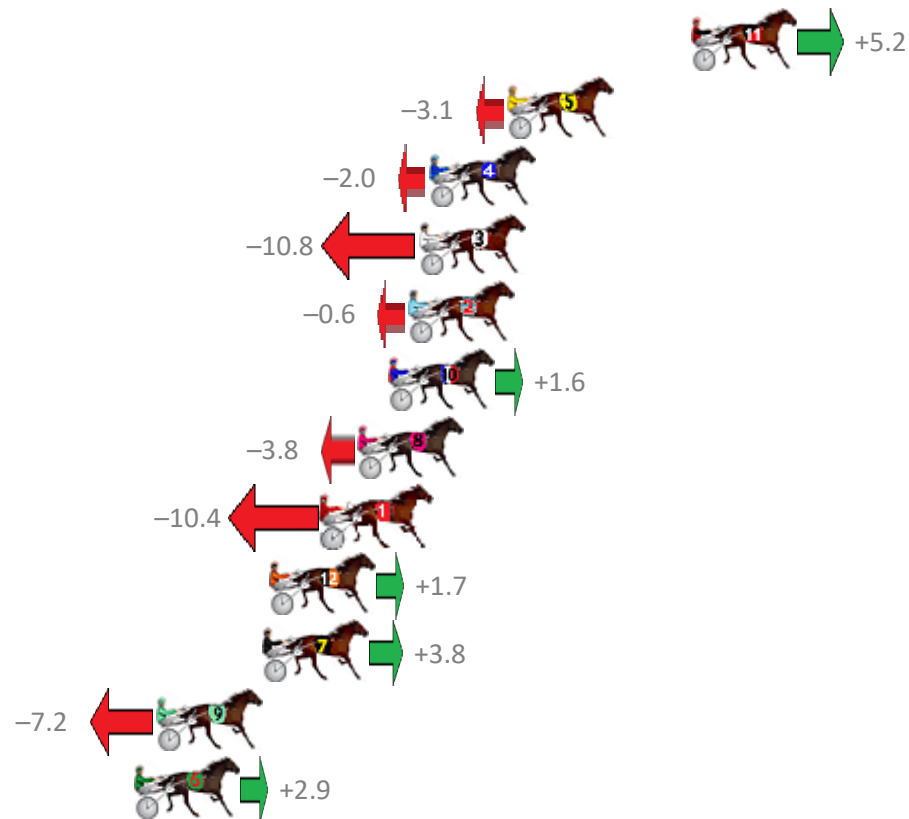
Albion Park Race 9 Distance 1660m

Friday, 14 February 2020

Gross Time: 1:57.90 MileRate: 1:54.30 LeadTime: 3.40s First Qtr: 27.30s Second Qtr: 30.40s Third Qtr: 28.30s Fourth Qtr: 28.50s

| NoHorse | Plc | Margin | Time | 800Time (W) | 400 Time (W) |
|-----------------------|-----|--------|---------|-------------|--------------|
| 11 KILLARA KAOS | 1 | 0.0m | 1:57.90 | 56.43s (2) | 28.47s (1) |
| 5 SAINT KILDA BEACH | 2 | 7.3m | 1:58.42 | 57.02s (1) | 28.69s (1) |
| 4 TWITTER BROMAC | 3 | 10.4m | 1:58.64 | 56.94s (1) | 28.60s (2) |
| 3 ONLY IN ROME | 4 | 10.8m | 1:58.67 | 57.57s (0) | 29.27s (0) |
| 2 TUESDAYS FELLA | 5 | 11.2m | 1:58.70 | 56.84s (2) | 28.96s (2) |
| 10 TELL THE LINESMEN | 6 | 12.0m | 1:58.76 | 56.69s (1) | 28.60s (1) |
| 8 COBBLER LANE | 7 | 13.2m | 1:58.84 | 57.07s (0) | 28.81s (0) |
| 1 LAUGHING EMOJI | 8 | 14.6m | 1:58.94 | 57.54s (0) | 29.23s (0) |
| 12 FUTURE STRIDE | 9 | 16.7m | 1:59.09 | 56.68s (2) | 28.68s (2) |
| 7 HANDSOME HERO | 10 | 17.0m | 1:59.11 | 56.53s (1) | 28.53s (1) |
| 9 RECIPE FOR DREAMING | 11 | 21.2m | 1:59.41 | 57.31s (0) | 29.06s (0) |
| 6 MACHIN OUT | 12 | 22.1m | 1:59.47 | 56.59s (0) | 28.76s (0) |

Finish Position and metres gained from 800m



Sectionals
Powered by



Home of Australian Harness Sectionals

Get your sectionals delivered to your inbox daily

Check out www.pjdata.com.au



The Racing Queensland Board (trading as Racing Queensland) and provider are not responsible for the completeness or accuracy of any of the information contained herein, and makes no representations about its suitability for any purpose.