

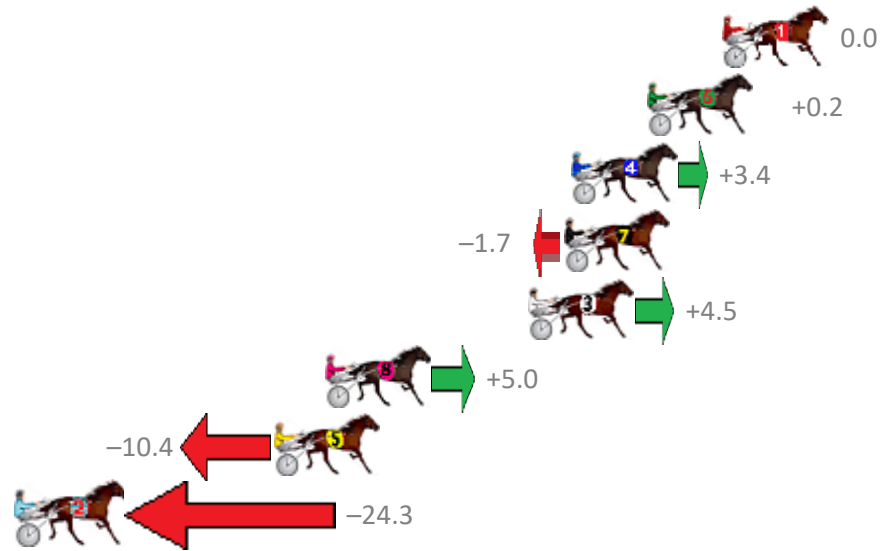
Redcliffe Race 1 Distance 1780m

Thursday, 20 February 2020

Gross Time: 2:11.60 MileRate: 1:59.00 LeadTime: 11.00s First Qtr: 30.40s Second Qtr: 31.40s Third Qtr: 30.10s Fourth Qtr: 28.70s

No Horse	Plc	Margin	Time	800Time (W)	400 Time (W)
1 WHERE'S SEGGY	1	0.0m	2:11.60	58.80s (0)	28.70s (0)
6 MISTER COLE	2	3.0m	2:11.82	58.79s (1)	28.73s (1)
4 SUKI DAYO	3	6.0m	2:12.03	58.55s (0)	28.48s (0)
7 GLENEAGLE WARRIOR	4	6.3m	2:12.05	58.92s (0)	28.82s (0)
3 FOUR FOR FOUR	5	7.7m	2:12.15	58.47s (1)	28.35s (1)
8 BRONSKI MACARENA	6	15.8m	2:12.73	58.43s (1)	28.50s (2)
5 MISS GIULIETTA	7	17.8m	2:12.88	59.56s (1)	29.47s (1)
2 ROLLON TWICE	8	40.7m	2:14.52	60.59s (1)	30.31s (0)

Finish Position and metres gained from 800m



Sectionals
Powered by



Home of Australian Harness Sectionals

Get your sectionals delivered to your inbox daily

Check out www.pjdata.com.au



The Racing Queensland Board (trading as Racing Queensland) and provider are not responsible for the completeness or accuracy of any of the information contained herein, and makes no representations about its suitability for any purpose.

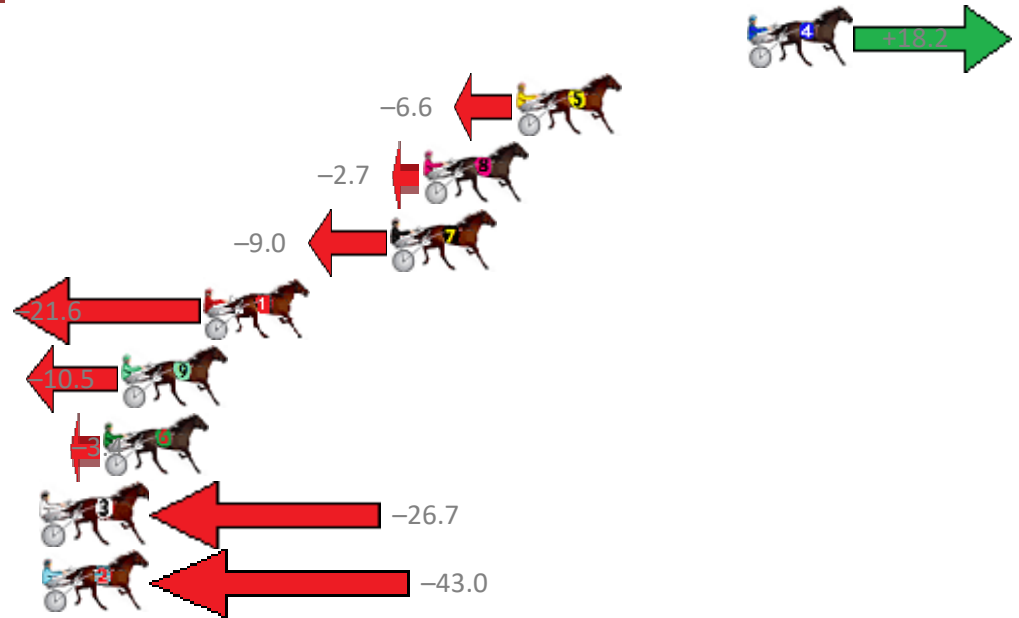
Redcliffe Race 2 Distance 2040m

Thursday, 20 February 2020

Gross Time: 2:34.50 MileRate: 2:01.90 LeadTime: 32.60s First Qtr: 32.00s Second Qtr: 31.30s Third Qtr: 29.50s Fourth Qtr: 29.10s

No Horse	Plc	Margin	Time	800Time (W)	400 Time (W)
4 TULHURST KATE	1	0.0m	2:34.50	57.27s (1)	28.59s (1)
5 WECANONLYHOPE	2	9.2m	2:35.17	59.08s (1)	29.59s (1)
8 BEEF CITY STARZZZ	3	12.9m	2:35.44	58.80s (0)	29.35s (0)
7 ELLE JAY	4	14.2m	2:35.53	59.26s (0)	29.81s (0)
1 PERFECT FEELING	5	21.6m	2:36.07	60.18s (0)	30.67s (0)
9 SISTER FEELGOOD	6	24.9m	2:36.31	59.37s (0)	29.89s (0)
6 ALL MADNESS	7	25.6m	2:36.36	58.85s (1)	30.69s (2)
3 TEACHERS PET	8	40.7m	2:37.46	60.56s (1)	30.52s (0)
2 RAYONG PRINCESS	9	52.6m	2:38.33	61.75s (1)	31.79s (1)

Finish Position and metres gained from 800m



Sectionals
Powered by



Home of Australian Harness Sectionals

Get your sectionals delivered to your inbox daily

Check out www.pjdata.com.au



The Racing Queensland Board (trading as Racing Queensland) and provider are not responsible for the completeness or accuracy of any of the information contained herein, and makes no representations about its suitability for any purpose.

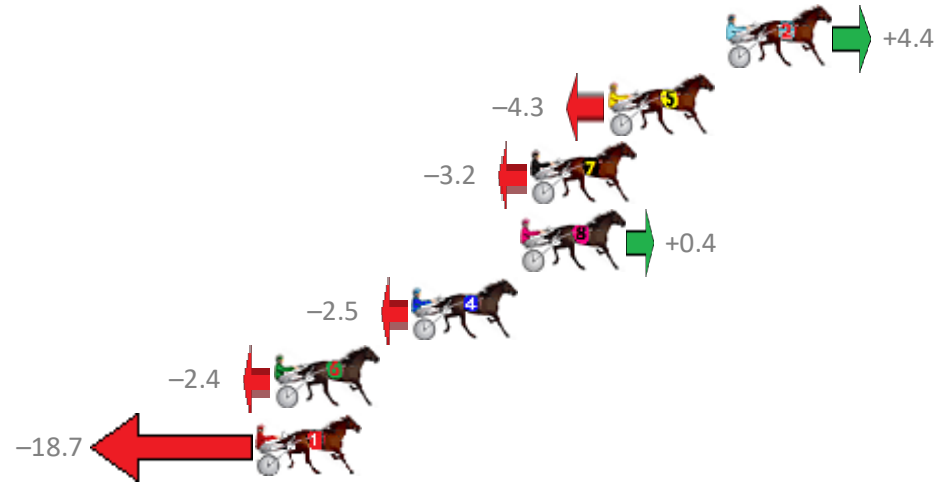
Redcliffe Race 3 Distance 2040m

Thursday, 20 February 2020

Gross Time: 2:32.20 MileRate: 2:00.00 LeadTime: 31.20s First Qtr: 30.10s Second Qtr: 30.30s Third Qtr: 29.40s Fourth Qtr: 31.20s

No Horse	Plc	Margin	Time	800Time (W)	400 Time (W)
2 BAMBOLE NERE	1	0.0m	2:32.20	60.27s (1)	30.56s (1)
5 SHAZAM SHANNON	2	4.7m	2:32.57	60.93s (1)	31.47s (1)
7 SHADYS DELIGHT	3	7.8m	2:32.81	60.84s (0)	31.42s (0)
8 COULDNTNOKHIMBAK	4	8.2m	2:32.84	60.57s (1)	30.93s (2)
4 BERTILS DELIGHT	5	12.5m	2:33.18	60.79s (0)	31.44s (0)
6 MAGHERA MAGGIE	6	18.0m	2:33.60	60.78s (1)	31.48s (1)
1 BONNIES CAM	7	18.7m	2:33.66	62.02s (0)	32.66s (0)

Finish Position and metres gained from 800m



Sectionals
Powered by



Home of Australian Harness Sectionals

Get your sectionals delivered to your inbox daily

Check out www.pjdata.com.au



The Racing Queensland Board (trading as Racing Queensland) and provider are not responsible for the completeness or accuracy of any of the information contained herein, and makes no representations about its suitability for any purpose.

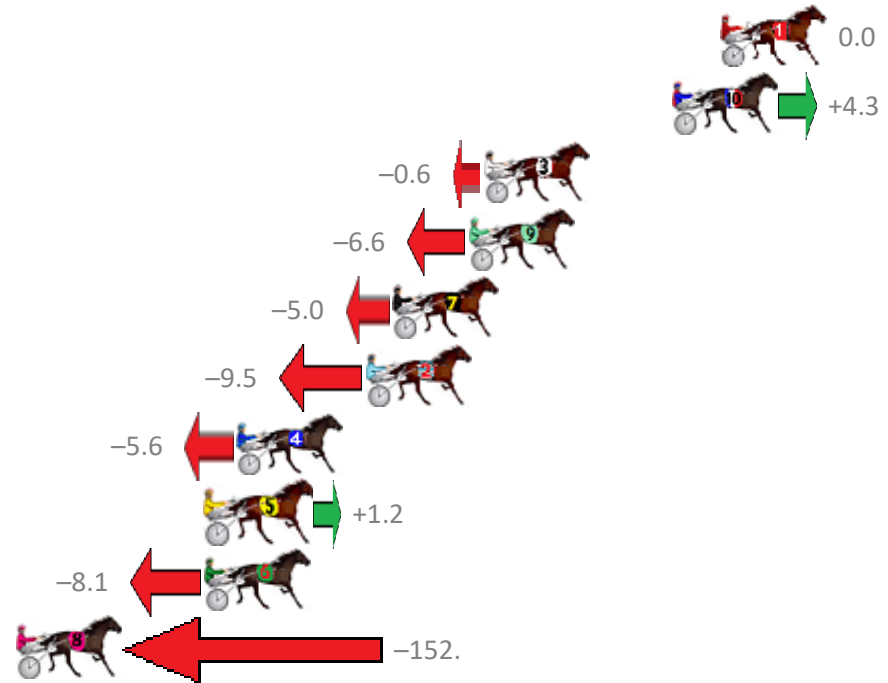
Redcliffe Race 4 Distance 1780m

Thursday, 20 February 2020

Gross Time: 2:14.70 MileRate: 2:01.80 LeadTime: 11.40s First Qtr: 32.10s Second Qtr: 32.40s Third Qtr: 29.00s Fourth Qtr: 29.80s

No Horse	Plc	Margin	Time	800Time (W)	400 Time (W)
1 STARZZZ ON HIGH	1	0.0m	2:14.70	58.80s (0)	29.77s (0)
10 BETTERTHANLEGO	2	1.9m	2:14.84	58.48s (2)	29.94s (1)
3 DANCING IN MANOLOS	3	9.4m	2:15.40	58.84s (0)	29.73s (0)
9 ILLBEWATCHING	4	10.0m	2:15.44	59.29s (1)	30.13s (1)
7 PROMISES MADE	5	13.0m	2:15.67	59.17s (1)	29.99s (1)
2 ITMIGHTBEYOU	6	14.1m	2:15.75	59.50s (0)	30.43s (0)
4 VALKYRIE HANOVER	7	19.2m	2:16.13	59.21s (0)	29.67s (0)
5 LANOCH BOY	8	20.4m	2:16.22	58.71s (1)	29.52s (2)
6 IDIOTS DREAM	9	20.5m	2:16.23	59.40s (1)	29.97s (1)
8 CROSSED LEGS	10	302.0m	2:37.20	69.97s (0)	35.91s (0)

Finish Position and metres gained from 800m



Sectionals
Powered by



Home of Australian Harness Sectionals

Get your sectionals delivered to your inbox daily

Check out www.pjdata.com.au



The Racing Queensland Board (trading as Racing Queensland) and provider are not responsible for the completeness or accuracy of any of the information contained herein, and makes no representations about its suitability for any purpose.

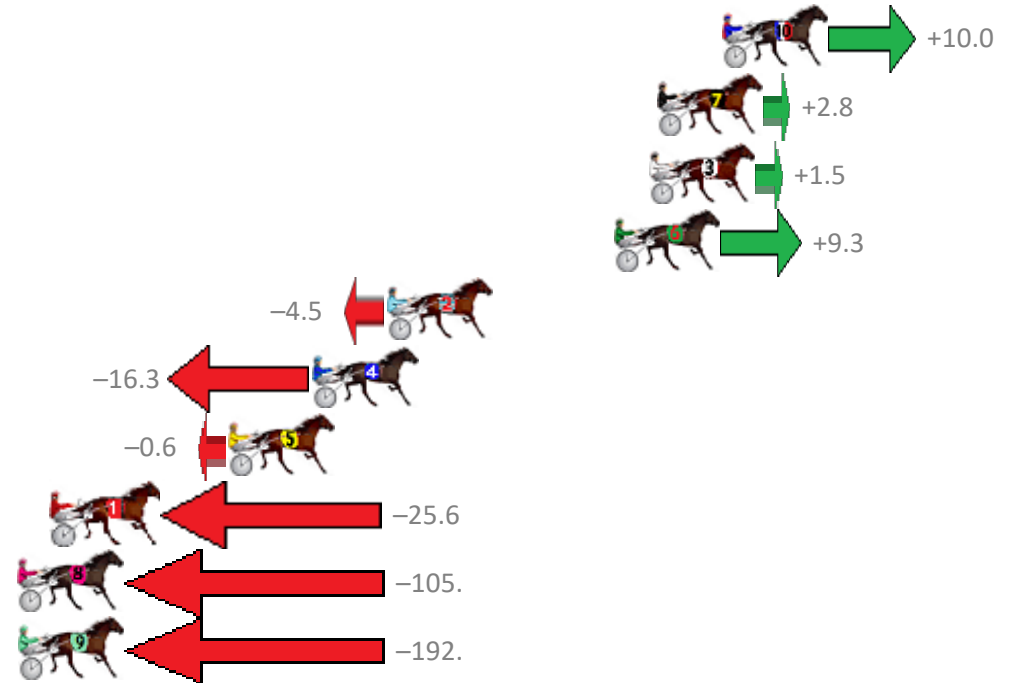
Redcliffe Race 5 Distance 1780m

Thursday, 20 February 2020

Gross Time: 2:13.60 MileRate: 2:00.80 LeadTime: 11.40s First Qtr: 29.70s Second Qtr: 31.50s Third Qtr: 30.40s Fourth Qtr: 30.60s

No Horse	Plc	Margin	Time	800Time (W)	400 Time (W)
10 SWANKYS ATOM	1	0.0m	2:13.60	60.24s (1)	29.80s (1)
7 CATCH THE BOUQUET	2	2.6m	2:13.80	60.79s (1)	30.43s (2)
3 SWEET JASMINE	3	2.9m	2:13.82	60.89s (0)	30.50s (0)
6 LEFTHOOKRIGHTCROSS	4	4.3m	2:13.93	60.29s (0)	29.78s (1)
2 FRANCO BELLE	5	13.3m	2:14.62	61.34s (0)	30.93s (0)
4 BETTOR MEMORIES	6	16.3m	2:14.85	62.24s (0)	31.85s (0)
5 LOOKS JUST RIGHT	7	19.6m	2:15.10	61.05s (0)	30.22s (0)
1 HURRIKANE SPECIAL	8	26.6m	2:15.63	62.95s (1)	32.56s (1)
8 MISS FRICTION	9	205.9m	2:29.35	69.07s (0)	35.64s (0)
9 REAP THE REWARDS	10	392.5m	2:43.63	75.68s (0)	37.68s (0)

Finish Position and metres gained from 800m



Sectionals
Powered by



Home of Australian Harness Sectionals

Get your sectionals delivered to your inbox daily

Check out www.pjdata.com.au



The Racing Queensland Board (trading as Racing Queensland) and provider are not responsible for the completeness or accuracy of any of the information contained herein, and makes no representations about its suitability for any purpose.


Redcliffe Race 6 Distance 1780m

Thursday, 20 February 2020

Gross Time: 2:09.90 MileRate: 1:57.50 LeadTime: 11.20s First Qtr: 28.40s Second Qtr: 30.70s Third Qtr: 29.50s Fourth Qtr: 30.10s

No Horse	Plc	Margin	Time	800Time (W)	400 Time (W)
5 TARGARYEN HANOVER	1	0.0m	2:09.90	58.17s (1)	29.29s (2)
1 KWASII	2	3.1m	2:10.13	59.83s (0)	30.33s (0)
7 ASHLEE NITRO	3	9.3m	2:10.60	59.97s (0)	30.45s (0)
10 KOOKABURRAPRINCESS	4	9.6m	2:10.62	59.21s (1)	30.34s (2)
9 TASCOTT LADY	5	10.6m	2:10.70	59.72s (0)	30.24s (0)
8 WANJIRU	6	13.1m	2:10.89	59.82s (1)	30.92s (1)
3 TICK OF THE CLOCK	7	22.7m	2:11.61	61.23s (1)	31.15s (1)
2 A ROCKNROLL LEGACY	8	23.6m	2:11.68	60.97s (1)	30.85s (1)
6 READILY	9	24.6m	2:11.75	60.42s (0)	30.72s (2)
4 GHOST GUM	10	37.7m	2:12.74	60.70s (0)	31.84s (0)

Finish Position and metres gained from 800m



Sectionals
Powered by



Home of Australian Harness Sectionals

Get your sectionals delivered to your inbox daily

Check out www.pjdata.com.au



The Racing Queensland Board (trading as Racing Queensland) and provider are not responsible for the completeness or accuracy of any of the information contained herein, and makes no representations about its suitability for any purpose.

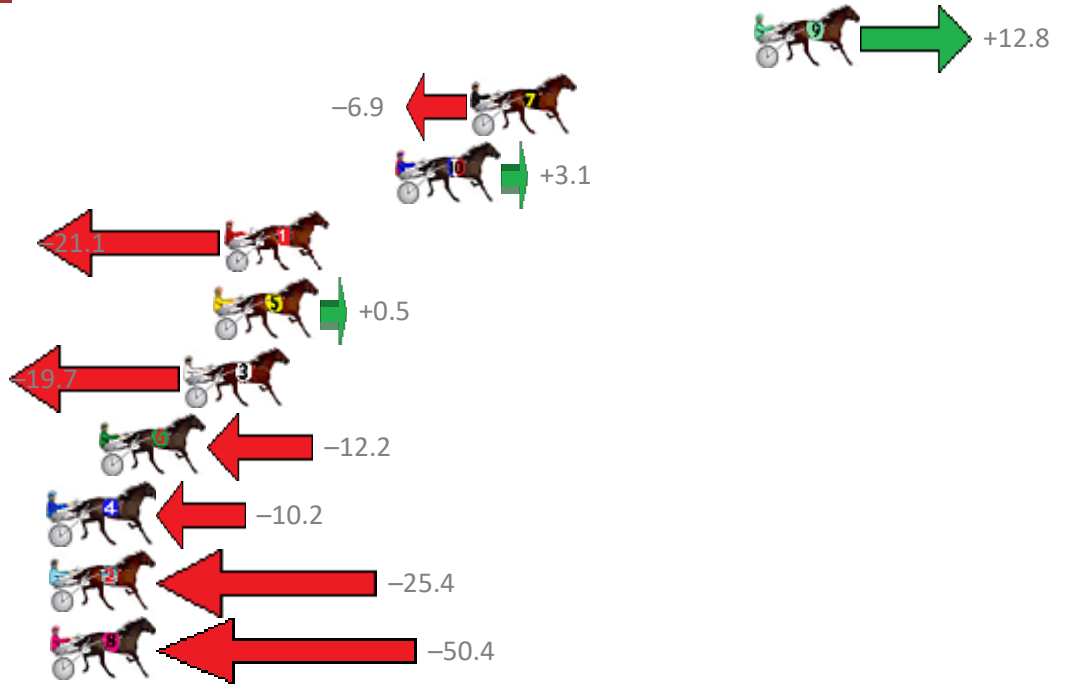
Redcliffe Race 7 Distance 2040m

Thursday, 20 February 2020

Gross Time: 2:29.20 MileRate: 1:57.70 LeadTime: 30.70s First Qtr: 30.20s Second Qtr: 29.90s Third Qtr: 29.20s Fourth Qtr: 29.20s

No Horse	Plc	Margin	Time	800Time (W)	400 Time (W)
9 ANDREW JAY	1	0.0m	2:29.20	57.47s (1)	28.97s (2)
7 MISS CATALINA	2	11.3m	2:30.02	58.90s (0)	29.72s (0)
10 RAFFERTY DELIGHTS	3	14.3m	2:30.24	58.17s (1)	29.47s (2)
1 TAPTHEKEG	4	21.1m	2:30.74	59.94s (0)	30.74s (0)
5 OUR LITTLE GIRL	5	21.5m	2:30.77	58.36s (1)	29.63s (2)
3 HESLUVABLE	6	22.7m	2:30.86	59.84s (1)	30.64s (1)
6 DARBY BRIGHTS	7	26.0m	2:31.10	59.29s (0)	30.09s (0)
4 LETHAL STAR	8	28.6m	2:31.29	59.14s (0)	30.21s (1)
2 ROWDYS ACE	9	33.6m	2:31.65	60.25s (1)	31.04s (1)
8 THATS BETTOR	10	59.6m	2:33.55	62.08s (0)	32.85s (0)

Finish Position and metres gained from 800m



Sectionals
Powered by



Home of Australian Harness Sectionals

Get your sectionals delivered to your inbox daily

Check out www.pjdata.com.au



The Racing Queensland Board (trading as Racing Queensland) and provider are not responsible for the completeness or accuracy of any of the information contained herein, and makes no representations about its suitability for any purpose.

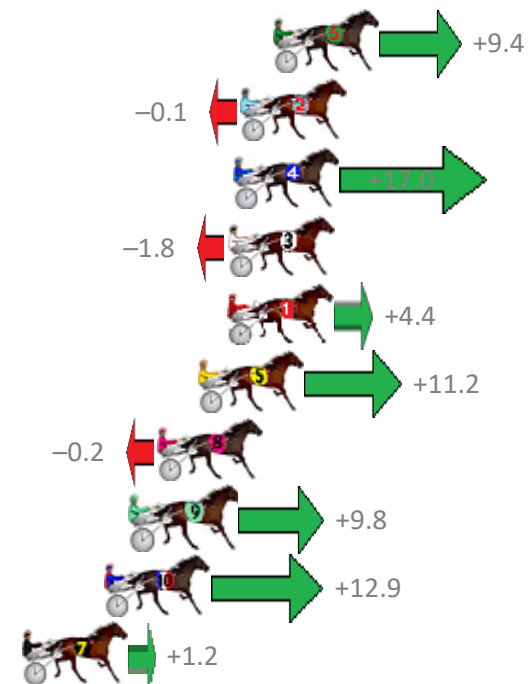
Redcliffe Race 8 Distance 1780m

Thursday, 20 February 2020

Gross Time: 2:10.20 MileRate: 1:57.70 LeadTime: 11.10s First Qtr: 30.10s Second Qtr: 30.60s Third Qtr: 28.20s Fourth Qtr: 30.20s

No	Horse	Plc	Margin	Time	800Time (W)	400 Time (W)
6	JACKS AT THE BEACH	1	0.0m	2:10.20	57.71s (1)	29.49s (1)
2	TORQUE WITH ESTEEM	2	1.3m	2:10.30	58.41s (0)	30.27s (0)
4	GOES BOOM	3	1.6m	2:10.32	57.16s (1)	28.90s (1)
3	TAXI METER	4	1.8m	2:10.34	58.53s (1)	30.34s (1)
1	ONLY IN ROME	5	1.8m	2:10.34	58.08s (0)	29.99s (0)
5	SWORD AND SHIELD	6	3.0m	2:10.43	57.58s (1)	29.35s (1)
8	PURE CHARISMA	7	4.6m	2:10.55	58.41s (1)	30.22s (1)
9	WILLS	8	5.6m	2:10.62	57.68s (0)	29.48s (0)
10	CAMROLLER	9	6.7m	2:10.71	57.46s (0)	29.23s (0)
7	BEZZA	10	10.0m	2:10.96	58.31s (0)	30.11s (0)

Finish Position and metres gained from 800m



Sectionals
Powered by



Home of Australian Harness Sectionals

Get your sectionals delivered to your inbox daily

Check out www.pjdata.com.au



The Racing Queensland Board (trading as Racing Queensland) and provider are not responsible for the completeness or accuracy of any of the information contained herein, and makes no representations about its suitability for any purpose.

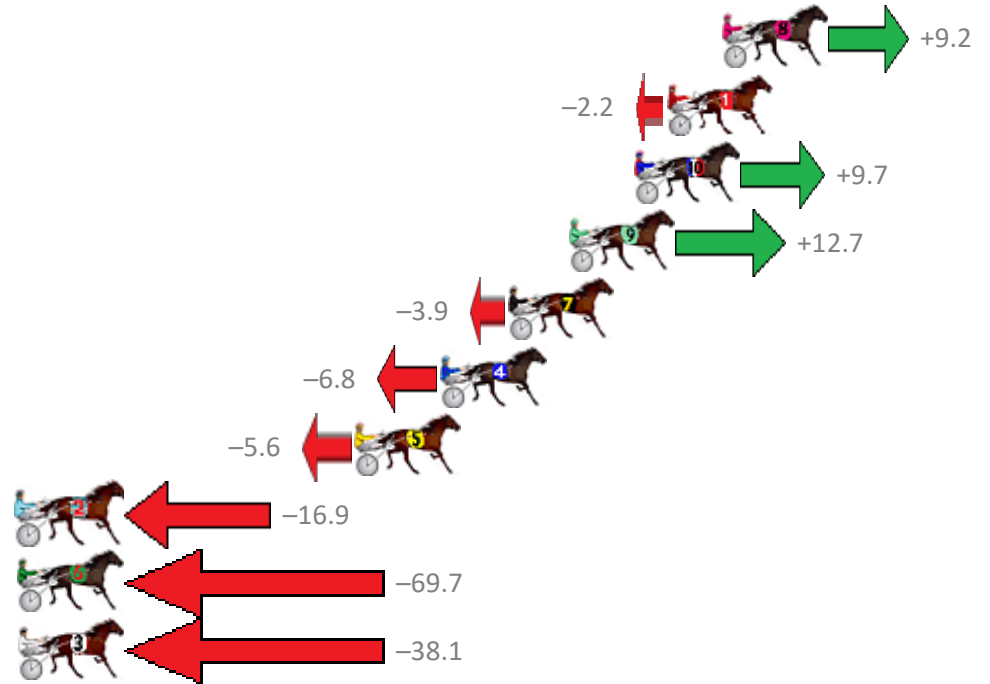
Redcliffe Race 9 Distance 1780m

Thursday, 20 February 2020

Gross Time: 2:09.30 MileRate: 1:56.90 LeadTime: 11.10s First Qtr: 27.40s Second Qtr: 30.70s Third Qtr: 29.30s Fourth Qtr: 30.80s

No Horse	Plc	Margin	Time	800Time (W)	400 Time (W)
8 BEACH GODDESS	1	0.0m	2:09.30	59.41s (0)	30.09s (0)
1 LETTUCEFIRESTAR	2	2.2m	2:09.47	60.27s (0)	30.97s (0)
10 ILLAWONG DREAMTIM	3	3.5m	2:09.57	59.37s (0)	30.25s (1)
9 FEELINGFORARAINBOW	4	6.1m	2:09.77	59.15s (1)	30.02s (2)
7 MAYWYN A JUG ORTW	5	8.5m	2:09.95	60.39s (0)	31.08s (0)
4 SPRINGFIELD SPIRIT	6	11.2m	2:10.16	60.61s (1)	31.17s (2)
5 MAJOR GENERALJUJON	7	14.6m	2:10.42	60.52s (1)	31.08s (2)
2 SOLDIER OF FORTUNE	8	30.5m	2:11.65	61.37s (1)	31.89s (0)
6 LIFES BLACK	9	69.9m	2:14.68	65.34s (1)	35.72s (1)
3 KEAYANG SPONGE BOB	10	75.1m	2:15.08	62.96s (0)	32.58s (0)

Finish Position and metres gained from 800m



Sectionals
Powered by



Home of Australian Harness Sectionals

Get your sectionals delivered to your inbox daily

Check out www.pjdata.com.au



The Racing Queensland Board (trading as Racing Queensland) and provider are not responsible for the completeness or accuracy of any of the information contained herein, and makes no representations about its suitability for any purpose.