

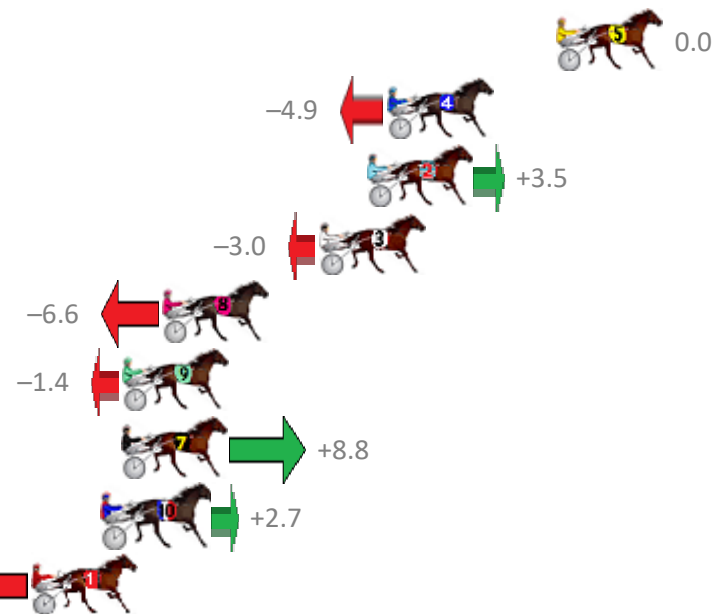
Albion Park Race 1 Distance 1660m

Saturday, 7 March 2020

Gross Time: 1:56.80 MileRate: 1:53.20 LeadTime: 3.40s First Qtr: 27.90s Second Qtr: 30.70s Third Qtr: 27.50s Fourth Qtr: 27.30s

NoHorse	Plc	Margin	Time	800Time (W)	400 Time (W)
5 DARK ENERGY	1	0.0m	1:56.80	54.80s (0)	27.30s (0)
4 THE BUS	2	6.7m	1:57.26	55.14s (1)	27.66s (1)
2 CLARKEY	3	7.5m	1:57.31	54.56s (1)	27.07s (1)
3 INNOCENT CROCKER	4	9.4m	1:57.44	55.01s (1)	27.50s (1)
8 WHISKEY BLAZE	5	15.6m	1:57.86	55.25s (0)	27.55s (0)
9 BODHI TREE	6	17.2m	1:57.97	54.90s (1)	27.42s (1)
7 MY MASTERCRAFTSMA	7	17.2m	1:57.97	54.20s (1)	27.22s (0)
10 CLARRY	8	17.9m	1:58.02	54.62s (1)	27.17s (1)
1 PARISIAN ROCKSTAR	9	20.8m	1:58.22	55.94s (0)	28.23s (0)

Finish Position and metres gained from 800m



Sectionals
Powered by



Home of Australian Harness Sectionals

Get your sectionals delivered to your inbox daily

Check out www.pjdata.com.au



The Racing Queensland Board (trading as Racing Queensland) and provider are not responsible for the completeness or accuracy of any of the information contained herein, and makes no representations about its suitability for any purpose.

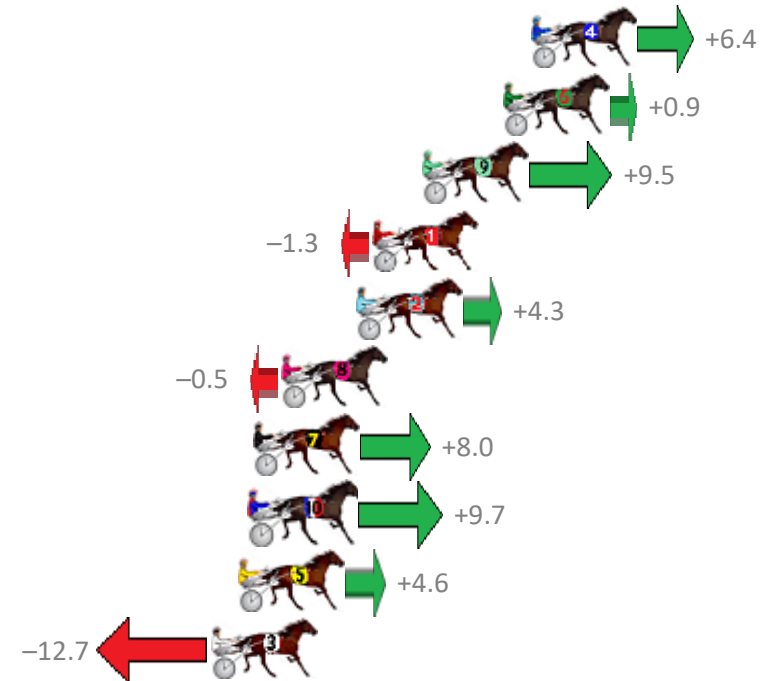
Albion Park Race 2 Distance 1660m

Saturday, 7 March 2020

Gross Time: 1:57.90 MileRate: 1:54.30 LeadTime: 3.40s First Qtr: 27.70s Second Qtr: 30.20s Third Qtr: 27.70s Fourth Qtr: 28.90s

NoHorse	Plc	Margin	Time	800Time (W)	400 Time (W)
4 LEFT A TERROR	1	0.0m	1:57.90	56.15s (1)	28.58s (1)
6 BETTOR TO BE TRICKY	2	1.1m	1:57.98	56.54s (1)	28.98s (1)
9 SO BOBS YOUR UNCLE	3	4.3m	1:58.21	55.93s (0)	28.16s (0)
1 TELL THE LINESMEN	4	6.3m	1:58.36	56.69s (0)	29.02s (0)
2 TUESDAYS FELLA	5	6.9m	1:58.40	56.30s (1)	28.73s (1)
8 DONNY JONES	6	9.9m	1:58.62	56.64s (0)	28.94s (0)
7 HES NOVAK	7	11.0m	1:58.69	56.03s (0)	28.28s (0)
10 CAMROLLER	8	11.1m	1:58.70	55.91s (1)	28.17s (1)
5 LIVING GRAND	9	11.6m	1:58.74	56.27s (1)	28.55s (1)
3 THE DOORMAN	10	12.7m	1:58.82	57.50s (0)	29.82s (0)

Finish Position and metres gained from 800m



Sectionals
Powered by



Home of Australian Harness Sectionals

Get your sectionals delivered to your inbox daily

Check out www.pjdata.com.au



The Racing Queensland Board (trading as Racing Queensland) and provider are not responsible for the completeness or accuracy of any of the information contained herein, and makes no representations about its suitability for any purpose.

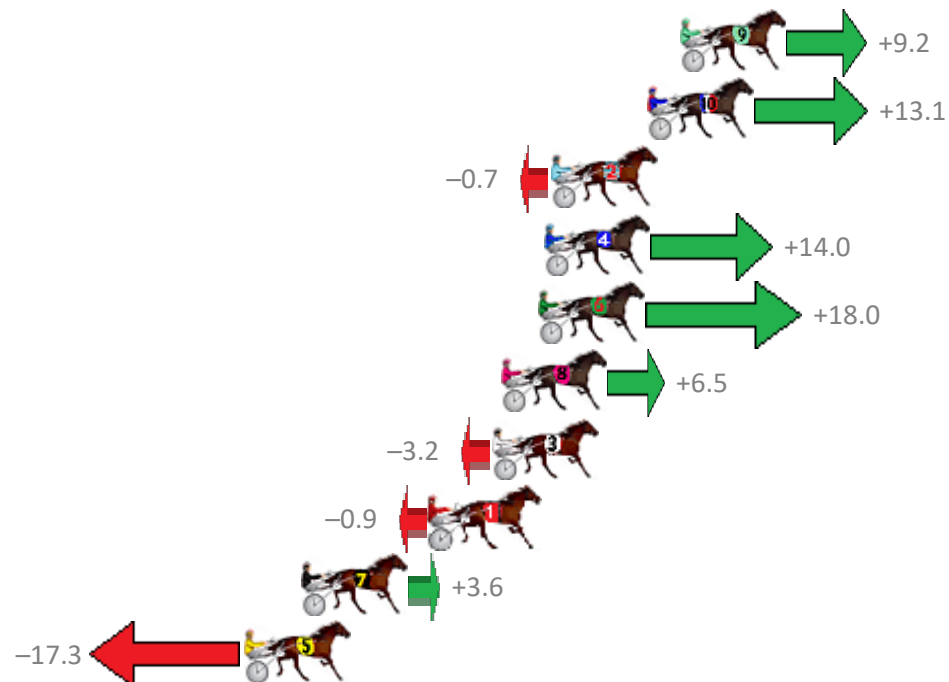
Albion Park Race 3 Distance 1660m

Saturday, 7 March 2020

Gross Time: 1:58.90 MileRate: 1:55.30 LeadTime: 3.30s First Qtr: 27.00s Second Qtr: 30.90s Third Qtr: 27.90s Fourth Qtr: 29.80s

NoHorse	Plc	Margin	Time	800Time (W)	400 Time (W)
9 BUMPER	1	0.0m	1:58.90	57.04s (1)	29.37s (2)
10 ARTISTIC SAINT	2	1.3m	1:59.00	56.76s (1)	29.32s (3)
2 WHERE'S THE SPIRIT	3	5.1m	1:59.28	57.75s (1)	30.08s (1)
4 TOO GOOD FOR YOU	4	5.4m	1:59.30	56.69s (1)	29.16s (1)
6 RIVERLEIGH ROCKET	5	5.6m	1:59.32	56.40s (1)	29.32s (2)
8 CELTIC CRUZA	6	7.1m	1:59.43	57.23s (0)	29.42s (0)
3 OUR SEQUEL	7	7.4m	1:59.45	57.93s (0)	30.04s (0)
1 JUST JOSHIN	8	9.9m	1:59.64	57.76s (0)	29.90s (1)
7 PACIFIC COIN	9	15.0m	2:00.02	57.44s (0)	29.62s (0)
5 HUNTAWAY	10	17.3m	2:00.19	58.95s (0)	31.09s (0)

Finish Position and metres gained from 800m



Sectionals
Powered by



Home of Australian Harness Sectionals

Get your sectionals delivered to your inbox daily

Check out www.pjdata.com.au



The Racing Queensland Board (trading as Racing Queensland) and provider are not responsible for the completeness or accuracy of any of the information contained herein, and makes no representations about its suitability for any purpose.

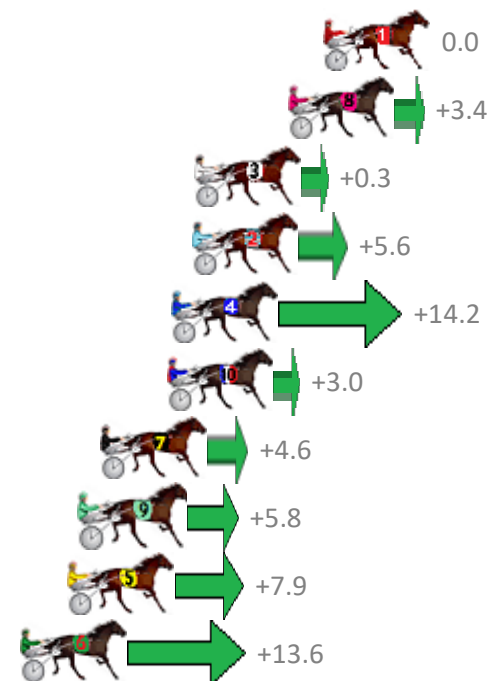
Albion Park Race 4 Distance 2138m

Saturday, 7 March 2020

Gross Time: 2:33.80 MileRate: 1:55.70 LeadTime: 37.30s First Qtr: 29.70s Second Qtr: 30.40s Third Qtr: 27.60s Fourth Qtr: 28.80s

NoHorse	Plc	Margin	Time	800Time (W)	400 Time (W)
1 MAJOR CURRENCY	1	0.0m	2:33.80	56.40s (0)	28.80s (0)
8 IM MAJOR HARRY	2	1.4m	2:33.90	56.16s (0)	28.54s (0)
3 COREY WILLIAM	3	5.1m	2:34.17	56.38s (1)	29.05s (1)
2 BIG BANG LEONARD	4	5.2m	2:34.17	56.01s (1)	28.71s (1)
4 JAMIES BAD BOY	5	6.0m	2:34.23	55.40s (1)	28.09s (2)
10 WEEDONS EXPRESS	6	6.2m	2:34.25	56.19s (0)	28.51s (0)
7 THREE MUGS IN	7	8.8m	2:34.43	56.08s (0)	28.34s (0)
9 WITH AUTHORITY	8	9.6m	2:34.49	55.99s (1)	28.63s (1)
5 JAMES DEAN	9	10.1m	2:34.53	55.84s (0)	28.06s (0)
6 TOMEARA	10	12.0m	2:34.66	55.44s (1)	28.07s (1)

Finish Position and metres gained from 800m



Sectionals
Powered by



Home of Australian Harness Sectionals

Get your sectionals delivered to your inbox daily

Check out www.pjdata.com.au



The Racing Queensland Board (trading as Racing Queensland) and provider are not responsible for the completeness or accuracy of any of the information contained herein, and makes no representations about its suitability for any purpose.

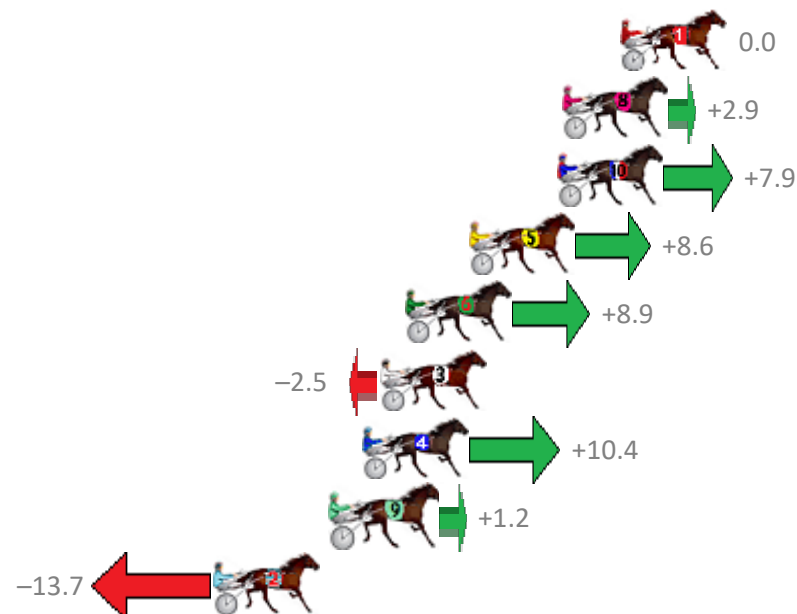
Albion Park Race 5 Distance 1660m

Saturday, 7 March 2020

Gross Time: 1:56.10 MileRate: 1:52.60 LeadTime: 3.40s First Qtr: 27.50s Second Qtr: 29.10s Third Qtr: 27.50s Fourth Qtr: 28.60s

NoHorse	Plc	Margin	Time	800Time (W)	400 Time (W)
1 SMOOTH SHOWGIRL	1	0.0m	1:56.10	56.10s (0)	28.60s (0)
8 MATTGREGOR	2	2.3m	1:56.26	55.90s (0)	28.46s (0)
10 MACH ALERT	3	2.5m	1:56.28	55.55s (0)	28.16s (0)
5 AZTEC BROMAC	4	6.0m	1:56.53	55.50s (0)	28.10s (0)
6 CASINO TOMMY	5	8.5m	1:56.71	55.48s (1)	28.08s (1)
3 NORTHVIEW HUSTLER	6	9.5m	1:56.78	56.28s (1)	28.78s (2)
4 GLENFERRIE HOOD	7	10.2m	1:56.83	55.37s (0)	28.10s (0)
9 ROCK WITH SAM	8	11.4m	1:56.92	56.02s (1)	28.50s (2)
2 SAMS THE MASTER	9	16.1m	1:57.25	57.06s (1)	29.52s (1)

Finish Position and metres gained from 800m



Sectionals
Powered by



Home of Australian Harness Sectionals

Get your sectionals delivered to your inbox daily

Check out www.pjdata.com.au



The Racing Queensland Board (trading as Racing Queensland) and provider are not responsible for the completeness or accuracy of any of the information contained herein, and makes no representations about its suitability for any purpose.

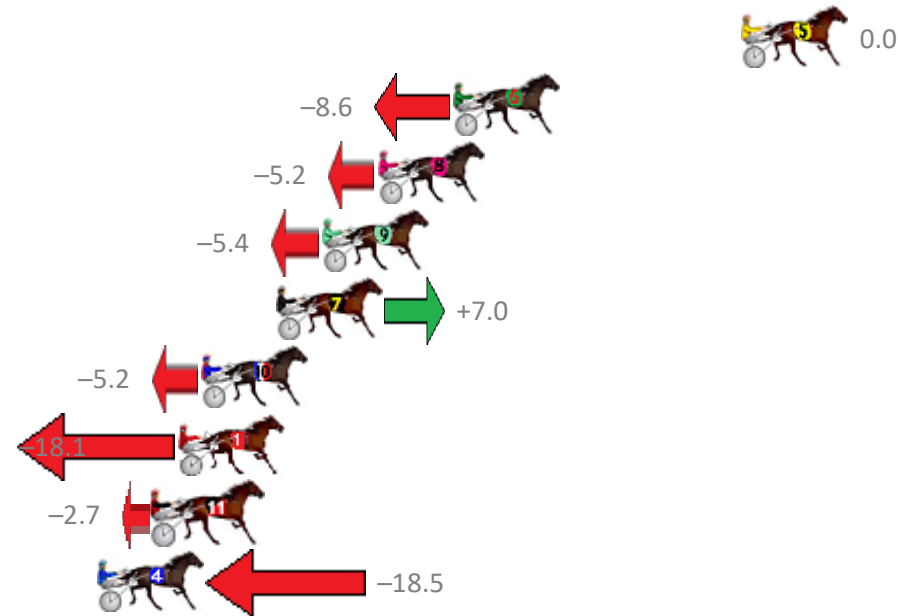
Albion Park Race 6 Distance 1660m

Saturday, 7 March 2020

Gross Time: 1:57.30 MileRate: 1:53.70 LeadTime: 3.40s First Qtr: 27.80s Second Qtr: 30.80s Third Qtr: 27.80s Fourth Qtr: 27.50s

NoHorse	Plc	Margin	Time	800Time (W)	400 Time (W)
5 WITH THE BAND	1	0.0m	1:57.30	55.30s (0)	27.50s (0)
6 IMMORTAL CHANGE	2	11.4m	1:58.08	55.89s (1)	28.05s (1)
8 GOALKICKER	3	14.4m	1:58.29	55.66s (0)	27.75s (1)
9 SAINT KILDA BEACH	4	16.6m	1:58.44	55.67s (1)	27.77s (2)
7 HOT FLUSH	5	18.4m	1:58.57	54.82s (1)	27.49s (0)
10 JOANNIES GIRL	6	21.4m	1:58.77	55.66s (1)	27.73s (1)
1 MISS MIA	7	22.3m	1:58.83	56.55s (0)	28.59s (0)
11 MACH TORQUE	8	23.3m	1:58.90	55.49s (1)	27.52s (2)
4 CALL ME TRISH	9	25.5m	1:59.05	56.58s (1)	28.77s (2)

Finish Position and metres gained from 800m



Sectionals
Powered by



Home of Australian Harness Sectionals

Get your sectionals delivered to your inbox daily

Check out www.pjdata.com.au



The Racing Queensland Board (trading as Racing Queensland) and provider are not responsible for the completeness or accuracy of any of the information contained herein, and makes no representations about its suitability for any purpose.

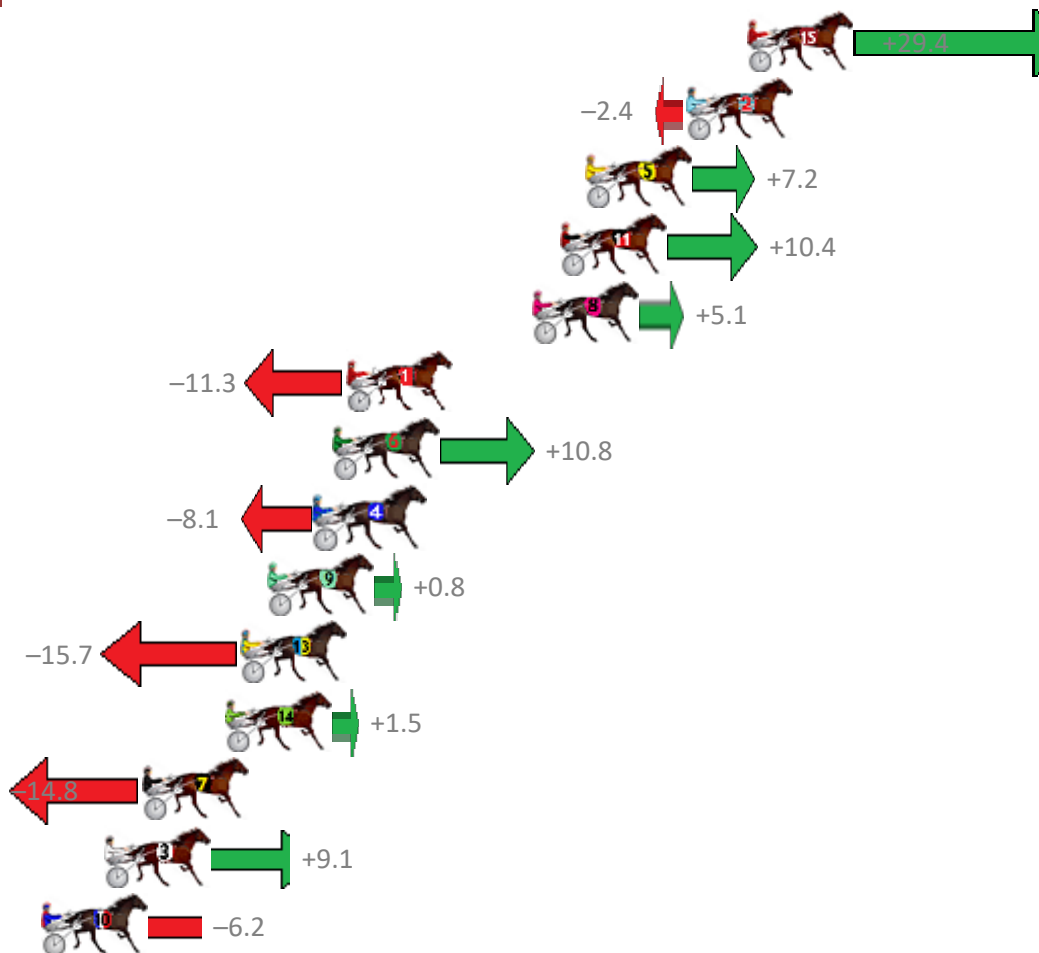
Albion Park Race 7 Distance 2647m

Saturday, 7 March 2020

Gross Time: 3:23.00 MileRate: 2:02.00 LeadTime: 81.10s First Qtr: 31.20s Second Qtr: 30.30s Third Qtr: 29.60s Fourth Qtr: 30.80s

NoHorse	Plc	Margin	Time	800Time (W)	400 Time (W)
15 MAJESTIC SIMON	1	0.0m	3:23.00	58.18s (1)	29.77s (4)
2 THE REAPER	2	2.4m	3:23.18	60.58s (0)	30.98s (0)
5 MELPARK MAGIC	3	6.4m	3:23.49	59.86s (1)	30.29s (1)
11 MUSCULUS	4	7.4m	3:23.57	59.61s (0)	30.05s (1)
8 AVEROSS DON	5	8.5m	3:23.65	60.01s (0)	30.24s (0)
1 BOURBONONTHEROCK	6	15.9m	3:24.22	61.25s (0)	31.53s (0)
6 DOWN UNDER RORS	7	16.4m	3:24.26	59.58s (0)	30.43s (2)
4 NORAH'S FLING	8	17.1m	3:24.32	61.01s (0)	31.22s (0)
9 LANSBURY	9	19.0m	3:24.46	60.34s (1)	31.09s (2)
13 HEART OF CHANGE	10	20.1m	3:24.55	61.59s (1)	32.12s (1)
14 ASTRAL RULER	11	20.7m	3:24.59	60.29s (0)	30.85s (0)
7 SKYLINE	12	24.0m	3:24.85	61.52s (1)	32.03s (1)
3 ZOOMALONG JOHNNY	13	25.5m	3:24.96	59.71s (0)	30.53s (0)
10 ROSEHILL MAGIC	14	30.8m	3:25.37	60.87s (1)	31.74s (3)

Finish Position and metres gained from 800m



Sectionals
Powered by



Home of Australian Harness Sectionals

Get your sectionals delivered to your inbox daily

Check out www.pjdata.com.au



The Racing Queensland Board (trading as Racing Queensland) and provider are not responsible for the completeness or accuracy of any of the information contained herein, and makes no representations about its suitability for any purpose.

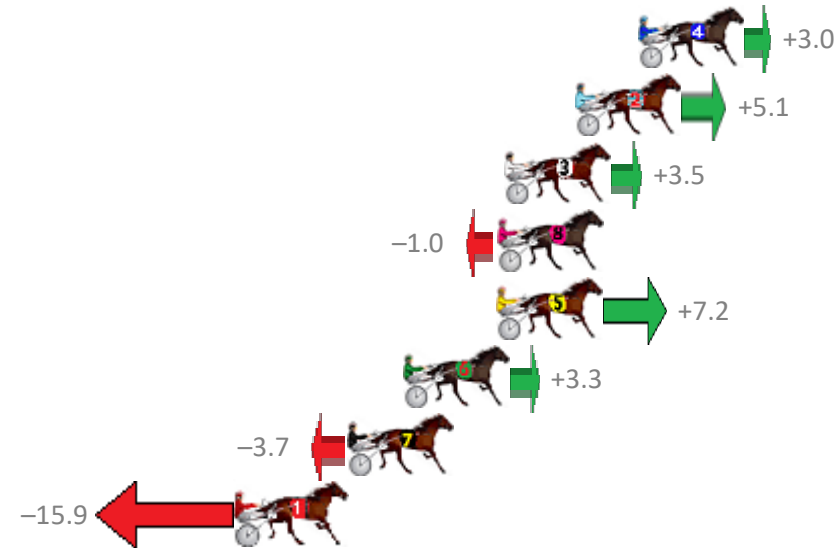
Albion Park Race 8 Distance 1660m

Saturday, 7 March 2020

Gross Time: 1:58.60 MileRate: 1:55.00 LeadTime: 3.30s First Qtr: 28.40s Second Qtr: 30.70s Third Qtr: 27.60s Fourth Qtr: 28.60s

NoHorse	Plc	Margin	Time	800Time (W)	400 Time (W)
4 JUST ROKIN	1	0.0m	1:58.60	55.99s (1)	28.57s (1)
2 SWEET AS	2	2.5m	1:58.78	55.84s (1)	28.45s (1)
3 RED CHARMER	3	5.3m	1:58.98	55.95s (0)	28.25s (0)
8 BEACH GODDESS	4	5.6m	1:59.00	56.27s (0)	28.61s (0)
5 COMIGAL	5	5.6m	1:59.00	55.69s (1)	28.34s (1)
6 MATRON JUJON	6	9.3m	1:59.26	55.97s (2)	28.31s (1)
7 SLIPPERY JADE	7	11.5m	1:59.42	56.46s (2)	28.76s (2)
1 TWITTER BROMAC	8	15.9m	1:59.74	57.32s (0)	29.74s (0)

Finish Position and metres gained from 800m



Sectionals
Powered by



Home of Australian Harness Sectionals

Get your sectionals delivered to your inbox daily

Check out www.pjdata.com.au



The Racing Queensland Board (trading as Racing Queensland) and provider are not responsible for the completeness or accuracy of any of the information contained herein, and makes no representations about its suitability for any purpose.

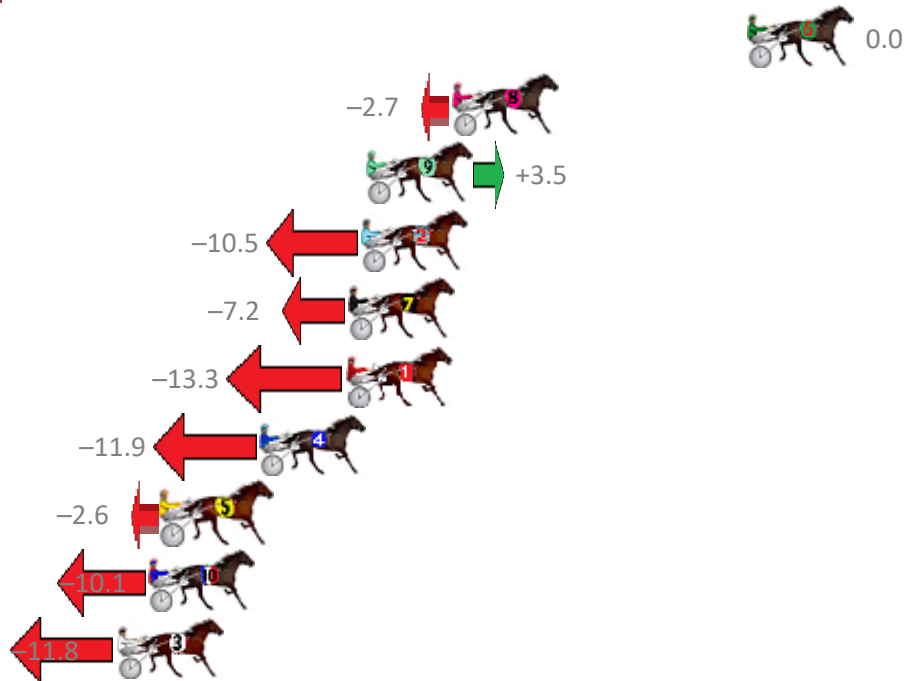
Albion Park Race 9 Distance 1660m

Saturday, 7 March 2020

Gross Time: 1:57.20 MileRate: 1:53.60 LeadTime: 3.50s First Qtr: 27.10s Second Qtr: 28.60s Third Qtr: 27.70s Fourth Qtr: 30.30s

NoHorse	Plc	Margin	Time	800Time (W)	400 Time (W)
6 FEELINGFORARAINBOW	1	0.0m	1:57.20	58.00s (0)	30.30s (0)
8 CONDAFEW	2	11.7m	1:58.09	58.20s (0)	30.05s (0)
9 JEROSH	3	15.1m	1:58.34	57.75s (1)	29.78s (3)
2 TASCOTT LADY	4	15.3m	1:58.36	58.76s (0)	30.73s (0)
7 LUCKY UNLUCKY	5	15.8m	1:58.40	58.52s (2)	30.60s (2)
1 HIGH ON MONTANA	6	15.9m	1:58.40	58.96s (1)	30.73s (1)
4 VANTO HANOVER	7	19.3m	1:58.66	58.86s (1)	30.60s (1)
5 SHILAH	8	23.2m	1:58.96	58.19s (0)	30.41s (0)
10 COBBLER LANE	9	23.7m	1:59.00	58.73s (2)	30.67s (2)
3 CUPCAKESNWHIPCREA	10	25.0m	1:59.09	58.86s (1)	30.66s (1)

Finish Position and metres gained from 800m



Sectionals
Powered by



Home of Australian Harness Sectionals

Get your sectionals delivered to your inbox daily

Check out www.pjdata.com.au



The Racing Queensland Board (trading as Racing Queensland) and provider are not responsible for the completeness or accuracy of any of the information contained herein, and makes no representations about its suitability for any purpose.

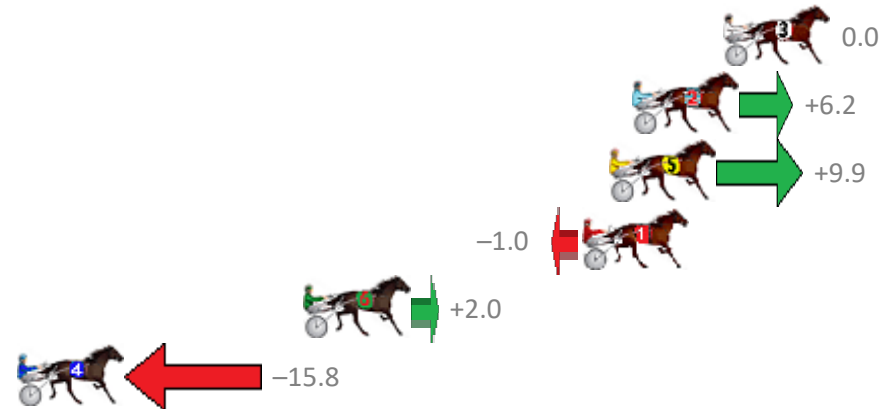
Albion Park Race 10 Distance 2138m

Saturday, 7 March 2020

Gross Time: 2:34.80 MileRate: 1:56.50 LeadTime: 37.40s First Qtr: 31.20s Second Qtr: 29.80s Third Qtr: 27.80s Fourth Qtr: 28.60s

NoHorse	Plc	Margin	Time	800Time (W)	400 Time (W)
3 SECRET JACK	1	0.0m	2:34.80	56.40s (0)	28.60s (0)
2 DIVAS DELIGHT	2	3.6m	2:35.06	55.96s (0)	28.16s (0)
5 MAKE MINE JOE	3	4.5m	2:35.12	55.70s (0)	27.92s (0)
1 SPIKE BROMAC	4	5.6m	2:35.20	56.47s (0)	28.64s (0)
6 FIOKI	5	16.6m	2:35.99	56.26s (0)	28.46s (0)
4 KAPOW SHANNON	6	39.4m	2:37.62	57.51s (0)	29.70s (0)

Finish Position and metres gained from 800m



Sectionals
Powered by



Home of Australian Harness Sectionals

Get your sectionals delivered to your inbox daily

Check out www.pjdata.com.au



The Racing Queensland Board (trading as Racing Queensland) and provider are not responsible for the completeness or accuracy of any of the information contained herein, and makes no representations about its suitability for any purpose.

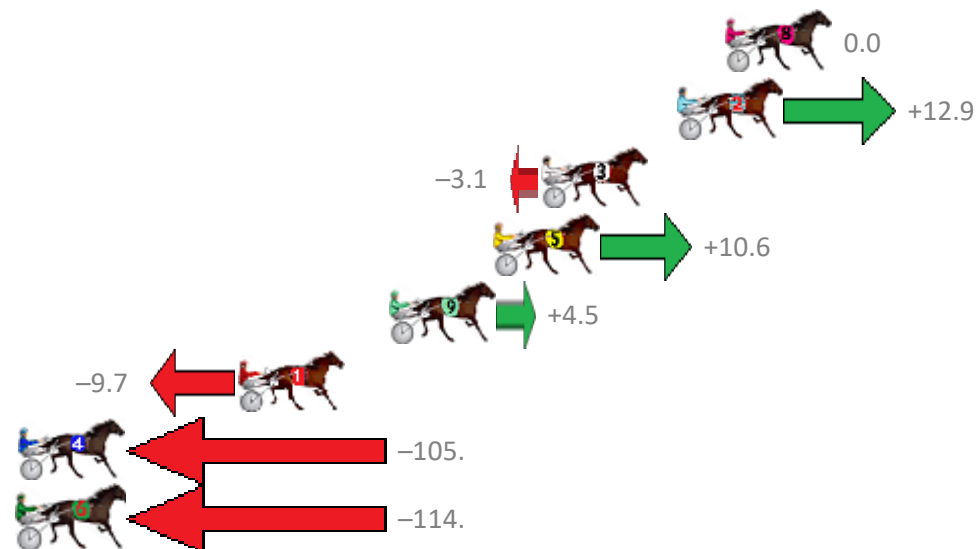
Albion Park Race 11 Distance 2138m

Saturday, 7 March 2020

Gross Time: 2:42.80 MileRate: 2:01.40 LeadTime: 43.20s First Qtr: 31.60s Second Qtr: 30.30s Third Qtr: 28.40s Fourth Qtr: 29.30s

NoHorse	Plc	Margin	Time	800Time (W)	400 Time (W)
8 JUSTABITNOISY	1	0.0m	2:42.80	57.70s (0)	29.30s (0)
2 JEDDY R YA READY	2	1.9m	2:42.94	56.77s (0)	28.63s (0)
3 ALS LAW	3	7.3m	2:43.33	57.92s (0)	29.48s (0)
5 REIGN ON ME	4	9.2m	2:43.47	56.94s (0)	28.82s (1)
9 QUIETLY SPOKEN	5	13.3m	2:43.77	57.38s (1)	28.59s (0)
1 WHATABOYZ	6	19.3m	2:44.21	58.40s (0)	29.91s (1)
4 WATTS UP MAORI	7	118.8m	2:51.50	65.33s (1)	32.87s (1)
6 NORTHERN MUSCLE	8	121.0m	2:51.66	65.98s (1)	37.71s (1)

Finish Position and metres gained from 800m



Sectionals
Powered by



Home of Australian Harness Sectionals

Get your sectionals delivered to your inbox daily

Check out www.pjdata.com.au



The Racing Queensland Board (trading as Racing Queensland) and provider are not responsible for the completeness or accuracy of any of the information contained herein, and makes no representations about its suitability for any purpose.