

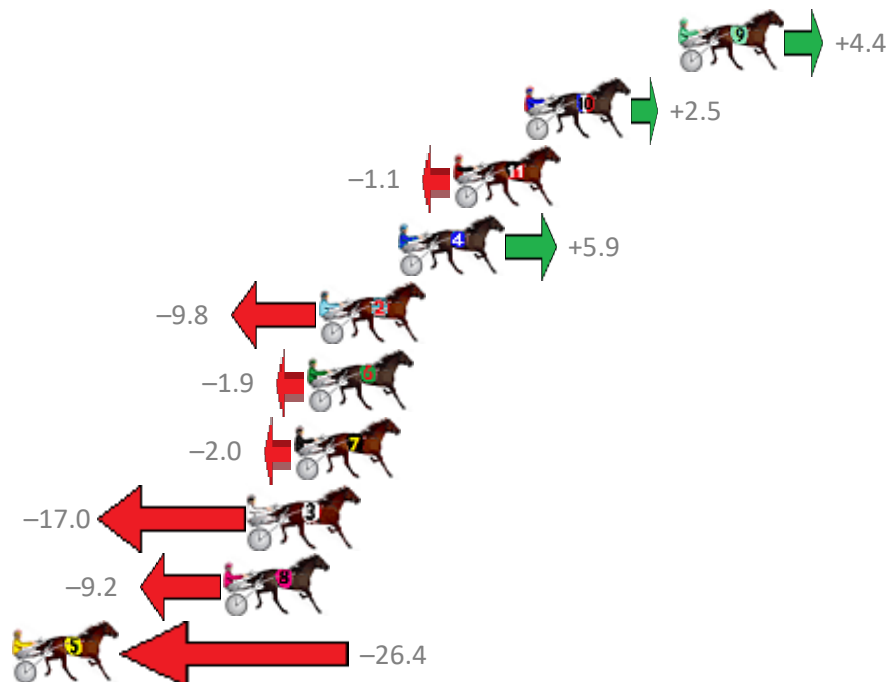
Albion Park Race 1 Distance 2138m

Saturday, 14 March 2020

Gross Time: 2:34.10 MileRate: 1:56.00 LeadTime: 37.30s First Qtr: 30.30s Second Qtr: 29.70s Third Qtr: 27.60s Fourth Qtr: 29.20s

NoHorse	Plc	Margin	Time	800Time (W)	400 Time (W)
9 I AM SERENGETI	1	0.0m	2:34.10	56.49s (1)	29.20s (1)
10 MAJORDOIT	2	6.1m	2:34.55	56.62s (1)	28.83s (1)
11 CELTIC CRUZA	3	8.9m	2:34.75	56.88s (2)	29.40s (2)
4 NEWPORT DREAMZ	4	11.1m	2:34.91	56.38s (1)	28.84s (1)
2 TOO GOOD FOR YOU	5	14.2m	2:35.14	57.50s (0)	29.59s (0)
6 MISTER BLACKJACK	6	14.7m	2:35.17	56.93s (2)	29.41s (2)
7 HES NOVAK	7	15.2m	2:35.21	56.94s (0)	28.97s (2)
3 LIVING GRAND	8	17.0m	2:35.34	58.01s (1)	29.94s (1)
8 SHERIFF JUJON	9	18.0m	2:35.41	57.45s (0)	29.42s (0)
5 JEROSH	10	26.4m	2:36.03	58.67s (0)	30.91s (0)

Finish Position and metres gained from 800m



Sectionals
Powered by



Home of Australian Harness Sectionals

Get your sectionals delivered to your inbox daily

Check out www.pjdata.com.au



The Racing Queensland Board (trading as Racing Queensland) and provider are not responsible for the completeness or accuracy of any of the information contained herein, and makes no representations about its suitability for any purpose.

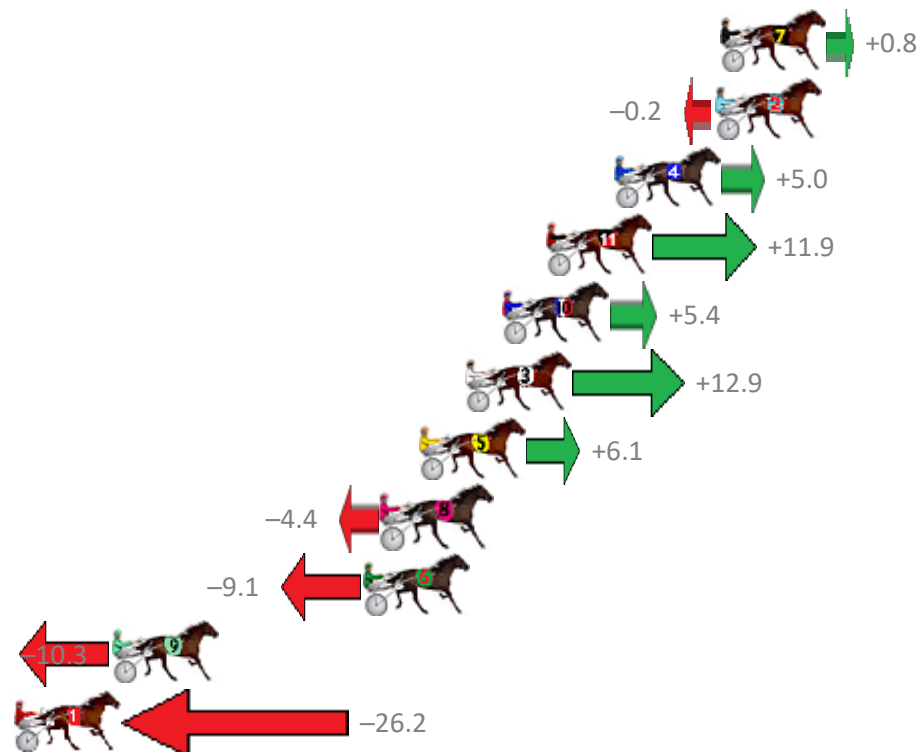
Albion Park Race 2 Distance 2138m

Saturday, 14 March 2020

Gross Time: 2:33.50 MileRate: 1:55.50 LeadTime: 37.40s First Qtr: 29.50s Second Qtr: 29.50s Third Qtr: 28.10s Fourth Qtr: 29.00s

NoHorse	Plc	Margin	Time	800Time (W)	400 Time (W)
7 BETTOR TO BE TRICKY	1	0.0m	2:33.50	57.04s (1)	29.00s (1)
2 OASIS DREAM	2	0.2m	2:33.51	57.11s (0)	28.97s (0)
4 ONLY IN ROME	3	4.2m	2:33.80	56.74s (1)	28.59s (1)
11 OYSTER STRIDE	4	6.9m	2:34.00	56.25s (1)	28.37s (2)
10 RIVERLEIGH ROCKET	5	8.6m	2:34.12	56.71s (1)	29.09s (2)
3 SEA HAWKE	6	10.1m	2:34.23	56.18s (1)	28.24s (2)
5 SO BOBS YOUR UNCLE	7	11.9m	2:34.36	56.66s (0)	28.53s (1)
8 CONDAFEW	8	13.4m	2:34.47	57.41s (0)	28.94s (1)
6 TELL THE LINESMEN	9	14.1m	2:34.52	57.75s (1)	29.66s (1)
9 LIFES A JUNGLE	10	24.1m	2:35.25	57.84s (0)	29.54s (0)
1 NIFTY STUDLEIGH	11	31.0m	2:35.75	58.97s (0)	30.38s (0)

Finish Position and metres gained from 800m



Sectionals
Powered by



Home of Australian Harness Sectionals

Get your sectionals delivered to your inbox daily

Check out www.pjdata.com.au



The Racing Queensland Board (trading as Racing Queensland) and provider are not responsible for the completeness or accuracy of any of the information contained herein, and makes no representations about its suitability for any purpose.

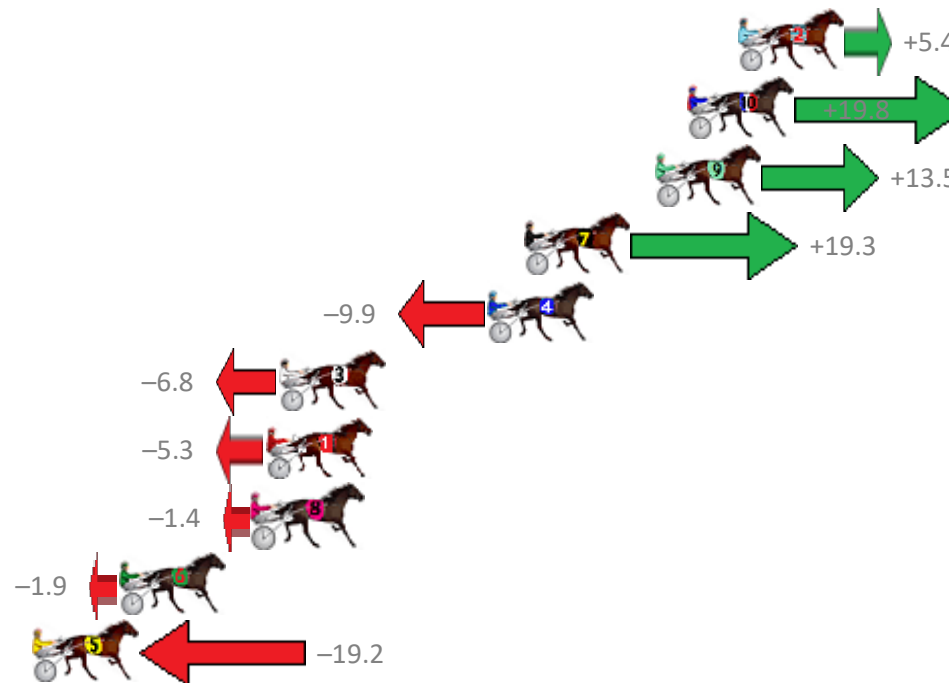
Albion Park Race 3 Distance 1660m

Saturday, 14 March 2020

Gross Time: 1:56.70 MileRate: 1:53.20 LeadTime: 3.40s First Qtr: 27.20s Second Qtr: 28.00s Third Qtr: 28.40s Fourth Qtr: 29.70s

NoHorse	Plc	Margin	Time	800Time (W)	400 Time (W)
2 RICH VIRGIN	1	0.0m	1:56.70	57.71s (0)	29.36s (0)
10 SO KOOL MASTER	2	2.0m	1:56.85	56.66s (1)	28.69s (1)
9 COREY WILLIAM	3	3.3m	1:56.95	57.12s (1)	29.10s (1)
7 OUR BONDI BEACH	4	8.5m	1:57.33	56.70s (0)	28.86s (1)
4 MARETTI	5	9.9m	1:57.44	58.82s (0)	30.44s (0)
3 DIVAS DELIGHT	6	18.2m	1:58.05	58.59s (1)	30.55s (1)
1 MACHIN OUT	7	18.7m	1:58.09	58.48s (0)	30.32s (0)
8 JAMES DEAN	8	19.2m	1:58.13	58.20s (0)	30.03s (0)
6 MAYWYNS COURAGE	9	24.5m	1:58.52	58.24s (0)	30.09s (0)
5 BLADE	10	29.8m	1:58.91	59.49s (2)	30.89s (2)

Finish Position and metres gained from 800m



Sectionals
Powered by



Home of Australian Harness Sectionals

Get your sectionals delivered to your inbox daily

Check out www.pjdata.com.au



The Racing Queensland Board (trading as Racing Queensland) and provider are not responsible for the completeness or accuracy of any of the information contained herein, and makes no representations about its suitability for any purpose.

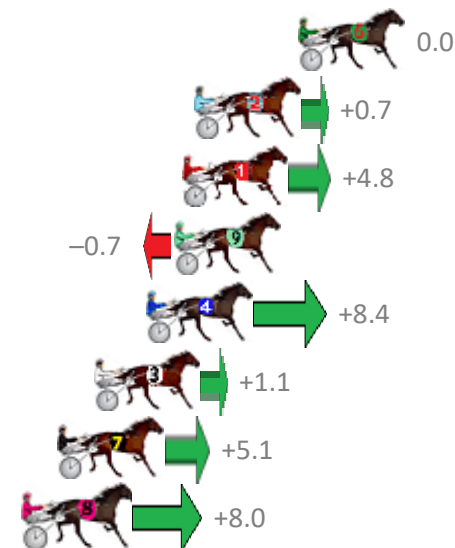
Albion Park Race 4 Distance 1660m

Saturday, 14 March 2020

Gross Time: 1:56.70 MileRate: 1:53.10 LeadTime: 3.40s First Qtr: 28.40s Second Qtr: 29.30s Third Qtr: 27.70s Fourth Qtr: 27.90s

NoHorse	Plc	Margin	Time	800Time (W)	400 Time (W)
6 DARK ENERGY	1	0.0m	1:56.70	55.60s (0)	27.90s (0)
2 BODHI TREE	2	4.1m	1:56.99	55.55s (0)	27.84s (0)
1 PARISIAN ROCKSTAR	3	4.6m	1:57.02	55.27s (0)	27.48s (0)
9 THE BUS	4	4.9m	1:57.04	55.65s (1)	28.02s (1)
4 CLARKEY	5	6.0m	1:57.12	55.02s (1)	27.43s (2)
3 WHISKEY BLAZE	6	8.1m	1:57.26	55.52s (1)	27.85s (1)
7 HARD TO HEAR	7	9.5m	1:57.36	55.25s (0)	27.49s (0)
8 MY MASTERCRAFTSMA	8	10.8m	1:57.45	55.04s (1)	27.43s (1)

Finish Position and metres gained from 800m



Sectionals
Powered by



Home of Australian Harness Sectionals

Get your sectionals delivered to your inbox daily

Check out www.pjdata.com.au



The Racing Queensland Board (trading as Racing Queensland) and provider are not responsible for the completeness or accuracy of any of the information contained herein, and makes no representations about its suitability for any purpose.

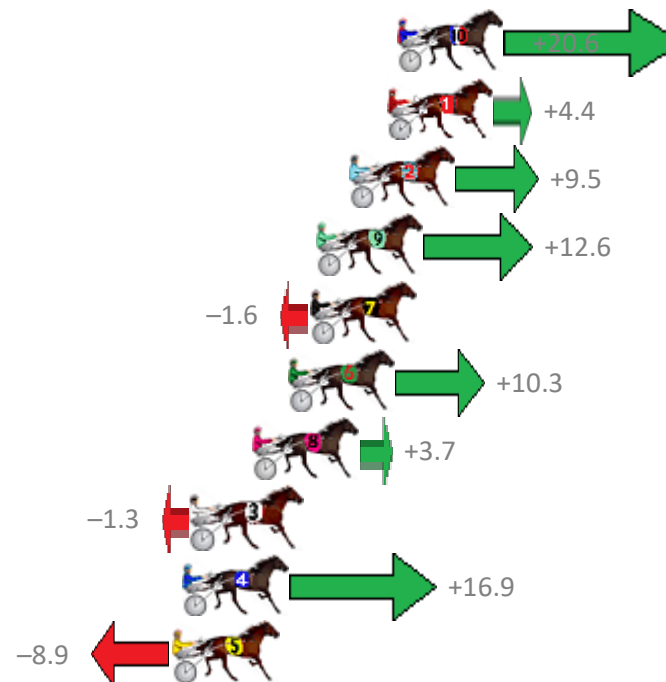
Albion Park Race 5 Distance 1660m

Saturday, 14 March 2020

Gross Time: 1:58.20 MileRate: 1:54.60 LeadTime: 3.40s First Qtr: 27.30s Second Qtr: 30.20s Third Qtr: 28.00s Fourth Qtr: 29.30s

NoHorse	Plc	Margin	Time	800Time (W)	400 Time (W)
10 INNOCENT CROCKER	1	0.0m	1:58.20	55.82s (1)	28.33s (3)
1 KATNISS	2	0.4m	1:58.23	56.98s (0)	29.01s (0)
2 MATRON JUJON	3	1.9m	1:58.34	56.62s (1)	28.65s (2)
9 SWEET AS	4	3.2m	1:58.43	56.40s (1)	28.44s (1)
7 MACEY JAYDE	5	3.4m	1:58.45	57.41s (1)	29.42s (1)
6 RED CHARMER	6	4.3m	1:58.51	56.56s (0)	28.66s (0)
8 BEACH GODDESS	7	5.7m	1:58.62	57.03s (0)	29.07s (0)
3 SLIPPERY JADE	8	8.1m	1:58.79	57.39s (1)	29.34s (1)
4 COMIGAL	9	8.5m	1:58.82	56.09s (1)	28.47s (2)
5 COLOMBIAN GOLD	10	8.9m	1:58.85	57.94s (0)	29.95s (0)

Finish Position and metres gained from 800m



Sectionals
Powered by



Home of Australian Harness Sectionals

Get your sectionals delivered to your inbox daily

Check out www.pjdata.com.au



The Racing Queensland Board (trading as Racing Queensland) and provider are not responsible for the completeness or accuracy of any of the information contained herein, and makes no representations about its suitability for any purpose.

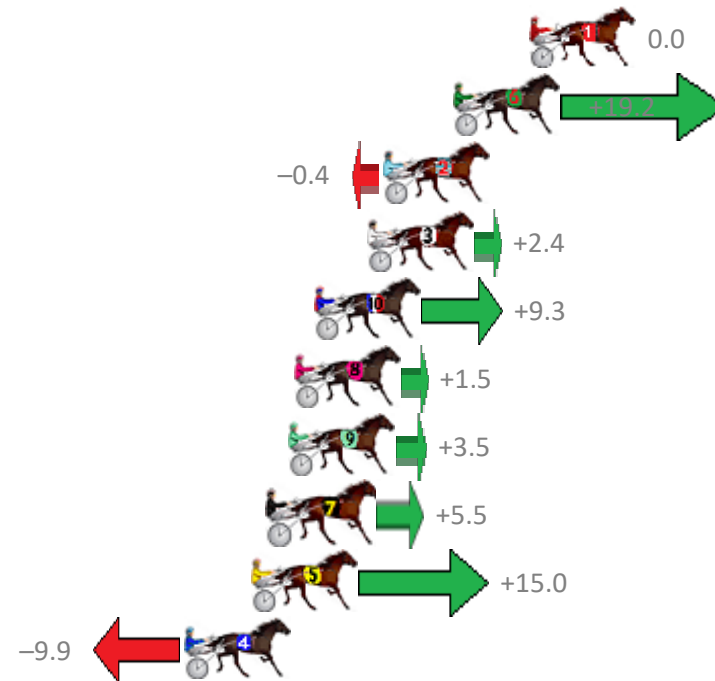
Albion Park Race 6 Distance 1660m

Saturday, 14 March 2020

Gross Time: 1:57.90 MileRate: 1:54.30 LeadTime: 3.40s First Qtr: 28.10s Second Qtr: 29.00s Third Qtr: 28.20s Fourth Qtr: 29.20s

NoHorse	Plc	Margin	Time	800Time (W)	400 Time (W)
1 MAYWYNS BEST	1	0.0m	1:57.90	57.40s (0)	29.20s (0)
6 THREE MUGS IN	2	3.0m	1:58.12	56.02s (1)	28.46s (2)
2 NEWMERELLA SHARKIE	3	5.8m	1:58.32	57.43s (0)	29.14s (0)
3 URBAN GIRL	4	6.4m	1:58.37	57.23s (1)	29.07s (2)
10 BEAU CISHLOM	5	8.5m	1:58.52	56.73s (1)	28.51s (1)
8 WITH AUTHORITY	6	9.3m	1:58.58	57.29s (0)	29.06s (0)
9 SOME EXCUSESOMEW	7	9.5m	1:58.59	57.15s (1)	28.93s (1)
7 JUST ROKIN	8	10.3m	1:58.65	57.01s (0)	28.80s (0)
5 MAJOR CURRENCY	9	11.0m	1:58.70	56.32s (0)	28.48s (0)
4 RAIN MAN	10	13.7m	1:58.90	58.11s (1)	29.85s (1)

Finish Position and metres gained from 800m



Sectionals
Powered by



Home of Australian Harness Sectionals

Get your sectionals delivered to your inbox daily

Check out www.pjdata.com.au



The Racing Queensland Board (trading as Racing Queensland) and provider are not responsible for the completeness or accuracy of any of the information contained herein, and makes no representations about its suitability for any purpose.

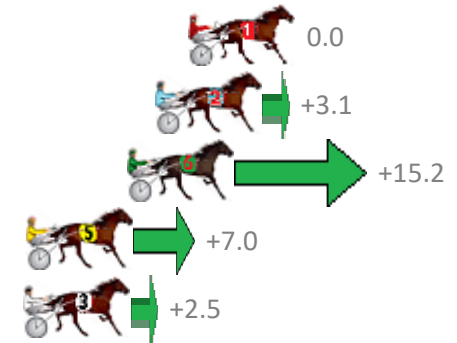
Albion Park Race 7 Distance 2138m

Saturday, 14 March 2020

Gross Time: 2:41.30 MileRate: 2:01.40 LeadTime: 40.10s First Qtr: 32.90s Second Qtr: 32.60s Third Qtr: 28.70s Fourth Qtr: 27.00s

NoHorse	Plc	Margin	Time	800Time (W)	400 Time (W)
1 SMOOTH SHOWGIRL	1	0.0m	2:41.30	55.70s (0)	27.00s (0)
2 NORTHVIEW HUSTLER	2	1.3m	2:41.39	55.48s (0)	26.76s (0)
6 GLENFERRIE HOOD	3	2.4m	2:41.46	54.64s (0)	26.62s (1)
5 MACH ALERT	4	6.4m	2:41.73	55.21s (0)	26.77s (0)
3 AZTEC BROMAC	5	6.5m	2:41.74	55.53s (0)	27.21s (1)

Finish Position and metres gained from 800m



Sectionals
Powered by



Home of Australian Harness Sectionals

Get your sectionals delivered to your inbox daily

Check out www.pjdata.com.au



The Racing Queensland Board (trading as Racing Queensland) and provider are not responsible for the completeness or accuracy of any of the information contained herein, and makes no representations about its suitability for any purpose.

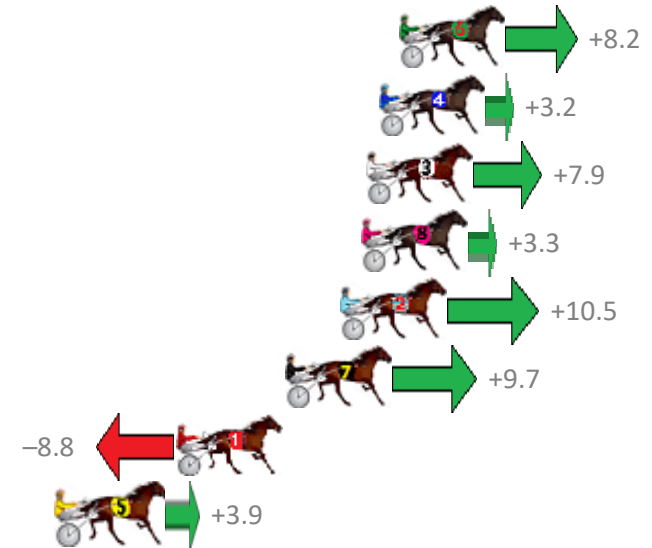
Albion Park Race 8 Distance 1660m

Saturday, 14 March 2020

Gross Time: 2:00.00 MileRate: 1:56.40 LeadTime: 3.30s First Qtr: 28.00s Second Qtr: 30.50s Third Qtr: 28.90s Fourth Qtr: 29.30s

NoHorse	Plc	Margin	Time	800Time (W)	400 Time (W)
6 TORQUE WITH ESTEEM	1	0.0m	2:00.00	57.60s (1)	28.90s (1)
4 IMMORTAL CHANGE	2	0.8m	2:00.06	57.97s (1)	29.30s (1)
3 JOANNIES GIRL	3	1.3m	2:00.10	57.63s (0)	28.74s (0)
8 HOT FLUSH	4	1.5m	2:00.11	57.96s (0)	29.10s (0)
2 GOALKICKER	5	2.3m	2:00.17	57.44s (1)	28.71s (1)
7 THATS BETTOR	6	4.5m	2:00.33	57.49s (0)	28.63s (0)
1 BETTERTHANSPRAYING	7	8.8m	2:00.64	58.84s (0)	29.94s (0)
5 MACH TORQUE	8	13.5m	2:00.99	57.92s (1)	29.19s (1)

Finish Position and metres gained from 800m



Sectionals
Powered by



Home of Australian Harness Sectionals

Get your sectionals delivered to your inbox daily

Check out www.pjdata.com.au



The Racing Queensland Board (trading as Racing Queensland) and provider are not responsible for the completeness or accuracy of any of the information contained herein, and makes no representations about its suitability for any purpose.