

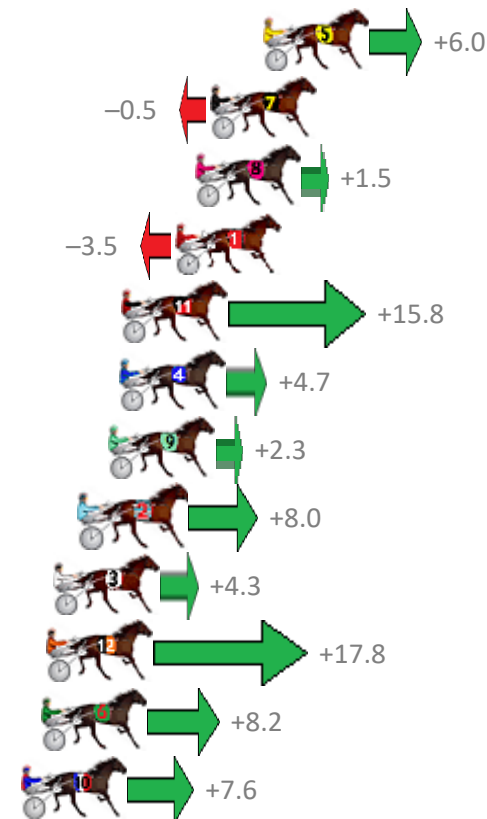
Albion Park Race 1 Distance 2138m

Saturday, 21 March 2020

Gross Time: 2:32.20 MileRate: 1:54.50 LeadTime: 37.60s First Qtr: 29.00s Second Qtr: 29.70s Third Qtr: 27.20s Fourth Qtr: 28.70s

NoHorse	Plc	Margin	Time	800Time (W)	400 Time (W)
5 RICH VIRGIN	1	0.0m	2:32.20	55.48s (1)	28.31s (1)
7 MATTGREGOR	2	2.1m	2:32.35	55.93s (1)	28.78s (1)
8 CLARKEY	3	2.7m	2:32.39	55.80s (0)	28.58s (0)
1 SOLE AMBITION	4	3.5m	2:32.45	56.14s (0)	28.95s (0)
11 WATCH PULP FICTION	5	5.6m	2:32.60	54.80s (2)	27.84s (2)
4 THE BUS	6	5.7m	2:32.61	55.57s (1)	28.42s (1)
9 CHANGE OF MIND	7	6.1m	2:32.64	55.74s (0)	28.52s (0)
2 WHISKEY BLAZE	8	7.2m	2:32.72	55.34s (1)	28.21s (1)
3 MAYWYNS BEST	9	8.3m	2:32.80	55.60s (0)	28.38s (0)
12 GLENFERRIE HOOD	10	8.6m	2:32.82	54.66s (2)	28.00s (1)
6 BODHI TREE	11	8.8m	2:32.83	55.33s (0)	28.13s (0)
10 DARK ENERGY	12	9.6m	2:32.89	55.37s (2)	28.41s (2)

Finish Position and metres gained from 800m



Sectionals
Powered by



Home of Australian Harness Sectionals

Get your sectionals delivered to your inbox daily

Check out www.pjdata.com.au



The Racing Queensland Board (trading as Racing Queensland) and provider are not responsible for the completeness or accuracy of any of the information contained herein, and makes no representations about its suitability for any purpose.

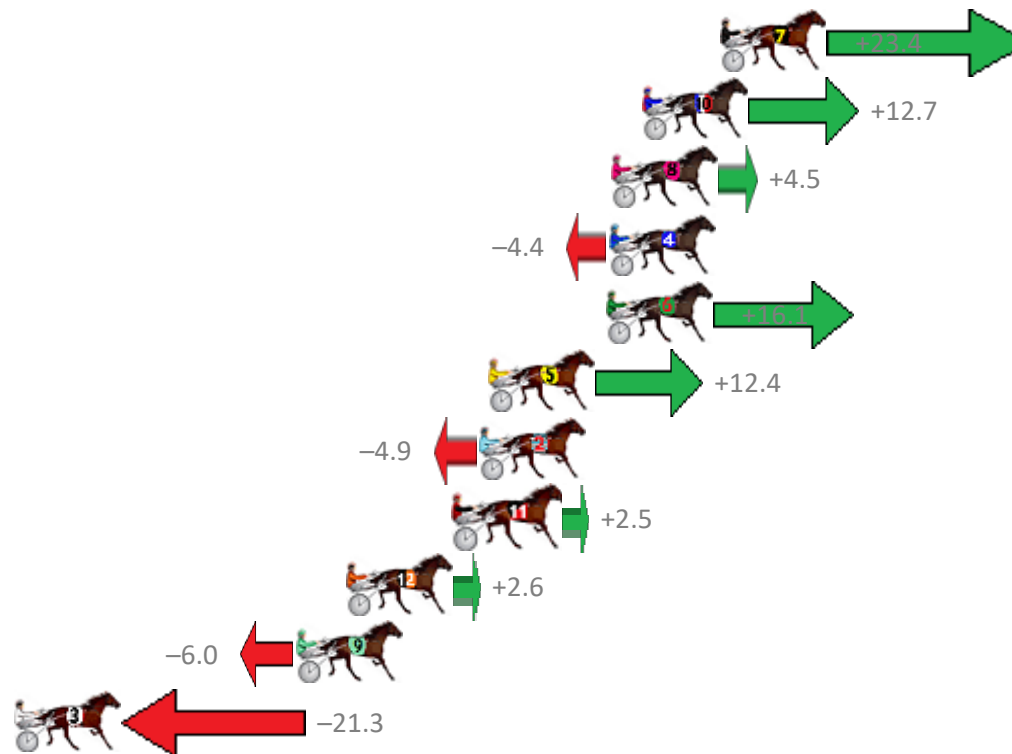
Albion Park Race 2 Distance 2138m

Saturday, 21 March 2020

Gross Time: 2:32.80 MileRate: 1:55.00 LeadTime: 37.10s First Qtr: 28.80s Second Qtr: 29.10s Third Qtr: 28.30s Fourth Qtr: 29.50s

NoHorse	Plc	Margin	Time	800Time (W)	400 Time (W)
7 BETTOR TO BE TRICKY	1	0.0m	2:32.80	56.11s (2)	28.61s (2)
10 TOMEARA	2	3.1m	2:33.03	56.88s (1)	29.21s (2)
8 JAMIES BAD BOY	3	4.3m	2:33.12	57.47s (0)	29.18s (1)
4 SOME EXCUSESOMEW	4	4.4m	2:33.12	58.12s (0)	29.82s (0)
6 RED CHARMER	5	4.5m	2:33.13	56.64s (1)	28.62s (2)
5 PARISIAN ROCKSTAR	6	9.2m	2:33.48	56.90s (0)	28.72s (0)
2 IM MAJOR HARRY	7	9.5m	2:33.50	58.15s (0)	29.83s (0)
11 OUR BONDI BEACH	8	10.5m	2:33.57	57.62s (0)	29.54s (0)
12 MACHIN OUT	9	14.8m	2:33.89	57.61s (0)	29.49s (0)
9 MY MASTERCRAFTSMA	10	16.8m	2:34.04	58.23s (2)	30.41s (1)
3 COREY WILLIAM	11	28.3m	2:34.89	59.34s (1)	30.39s (1)

Finish Position and metres gained from 800m



Sectionals
Powered by



Home of Australian Harness Sectionals

Get your sectionals delivered to your inbox daily

Check out www.pjdata.com.au



The Racing Queensland Board (trading as Racing Queensland) and provider are not responsible for the completeness or accuracy of any of the information contained herein, and makes no representations about its suitability for any purpose.

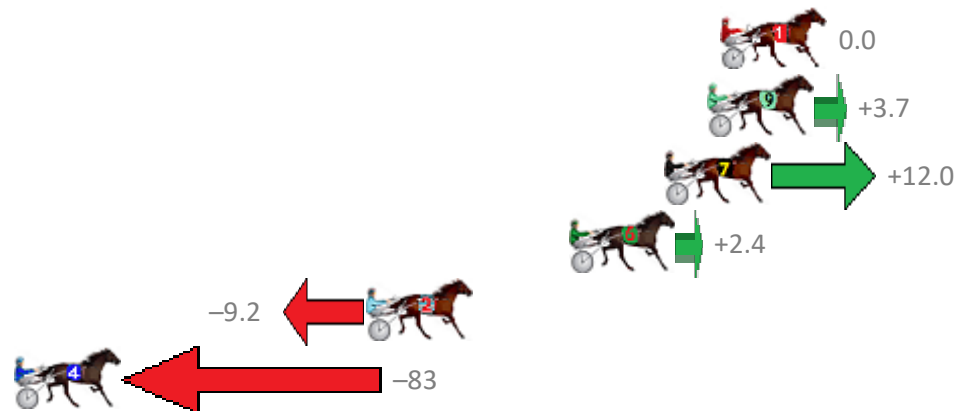
Albion Park Race 3 Distance 1660m

Saturday, 21 March 2020

Gross Time: 1:59.40 MileRate: 1:55.70 LeadTime: 3.50s First Qtr: 28.80s Second Qtr: 31.10s Third Qtr: 28.30s Fourth Qtr: 27.70s

NoHorse	Plc	Margin	Time	800Time (W)	400 Time (W)
1 MAJORDOIT	1	0.0m	1:59.40	56.00s (0)	27.70s (0)
9 CC JONES	2	0.5m	1:59.43	55.74s (0)	27.44s (0)
7 MAJOR LUCKY	3	2.2m	1:59.55	55.16s (1)	27.38s (2)
6 CONDAFEW	4	6.0m	1:59.82	55.83s (0)	27.62s (1)
2 MAJOR GENERALJUJON	5	14.0m	2:00.37	56.64s (1)	28.46s (1)
4 LIFES A JUNGLE	6	92.6m	2:05.81	61.80s (1)	33.09s (0)

Finish Position and metres gained from 800m



Sectionals
Powered by



Home of Australian Harness Sectionals

Get your sectionals delivered to your inbox daily

Check out www.pjdata.com.au



The Racing Queensland Board (trading as Racing Queensland) and provider are not responsible for the completeness or accuracy of any of the information contained herein, and makes no representations about its suitability for any purpose.

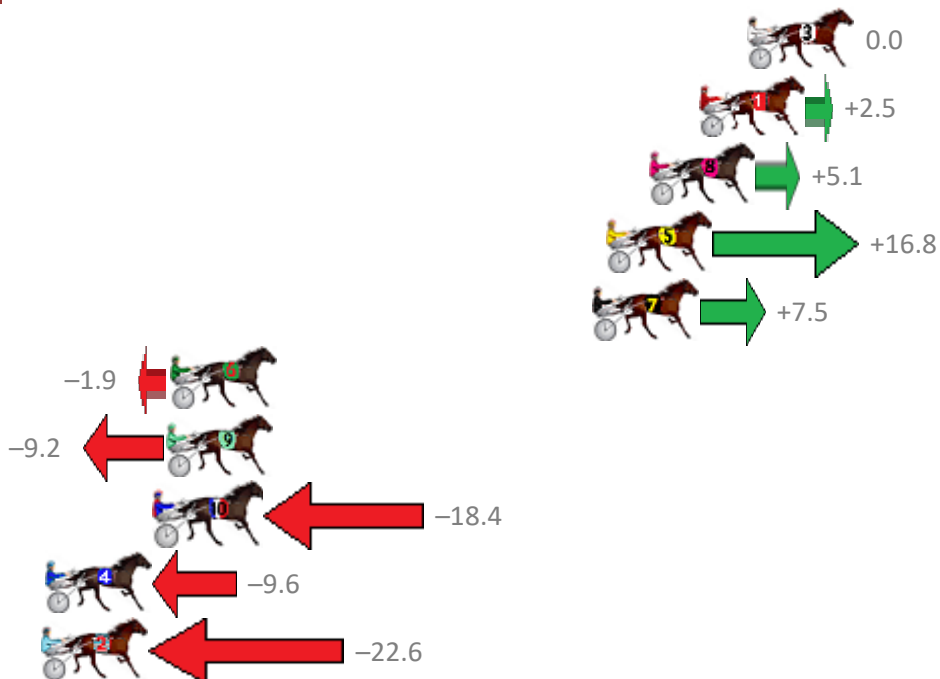
Albion Park Race 4 Distance 1660m

Saturday, 21 March 2020

Gross Time: 1:57.30 MileRate: 1:53.70 LeadTime: 3.50s First Qtr: 27.80s Second Qtr: 30.30s Third Qtr: 27.00s Fourth Qtr: 28.70s

NoHorse	Plc	Margin	Time	800Time (W)	400 Time (W)
3 KLEENED OUT	1	0.0m	1:57.30	55.70s (0)	28.70s (0)
1 TOO GOOD FOR YOU	2	1.9m	1:57.44	55.53s (0)	28.35s (0)
8 OYSTER STRIDE	3	3.9m	1:57.58	55.34s (0)	28.12s (0)
5 SO BOBS YOUR UNCLE	4	5.6m	1:57.70	54.53s (1)	27.15s (0)
7 SHERIFF JUJON	5	6.1m	1:57.74	55.18s (0)	27.95s (0)
6 NEWPORT DREAMZ	6	22.9m	1:58.94	55.83s (2)	28.51s (2)
9 CAMROLLER	7	23.0m	1:58.95	56.34s (1)	28.87s (2)
10 HEZA BROMAC	8	23.4m	1:58.98	56.98s (1)	29.60s (1)
4 ARTISTIC SAINT	9	27.8m	1:59.29	56.37s (1)	28.92s (1)
2 RED TERROR	10	32.0m	1:59.60	57.27s (1)	29.72s (1)

Finish Position and metres gained from 800m



Sectionals
Powered by



Home of Australian Harness Sectionals

Get your sectionals delivered to your inbox daily

Check out www.pjdata.com.au



The Racing Queensland Board (trading as Racing Queensland) and provider are not responsible for the completeness or accuracy of any of the information contained herein, and makes no representations about its suitability for any purpose.


Albion Park Race 5 Distance 2138m

Saturday, 21 March 2020

Gross Time: 2:30.90 MileRate: 1:53.60 LeadTime: 36.00s First Qtr: 27.80s Second Qtr: 29.80s Third Qtr: 28.80s Fourth Qtr: 28.50s

No	Horse	Plc	Margin	Time	800Time (W)	400 Time (W)
6	THREE MUGS IN	1	0.0m	2:30.90	56.38s (1)	28.50s (2)
2	JUST ROKIN	2	20.2m	2:32.34	58.45s (0)	29.61s (0)
9	SO KOOL MASTER	3	20.7m	2:32.37	58.17s (1)	29.53s (2)
4	JAMES DEAN	4	23.7m	2:32.59	59.00s (0)	30.16s (0)
1	GOONLY	5	26.7m	2:32.80	58.55s (0)	29.70s (0)
5	WITH AUTHORITY	6	31.6m	2:33.15	58.10s (0)	29.47s (0)
8	LEFT A TERROR	7	34.4m	2:33.35	58.79s (0)	29.94s (1)
3	BLADE	8	37.2m	2:33.55	59.68s (1)	30.85s (1)
11	SIR JULIAN	9	39.1m	2:33.69	59.93s (2)	31.29s (1)
7	SWEET AS	10	44.6m	2:34.08	59.26s (1)	30.77s (2)

Finish Position and metres gained from 800m



Sectionals
Powered by



Home of Australian Harness Sectionals

Get your sectionals delivered to your inbox daily

Check out www.pjdata.com.au



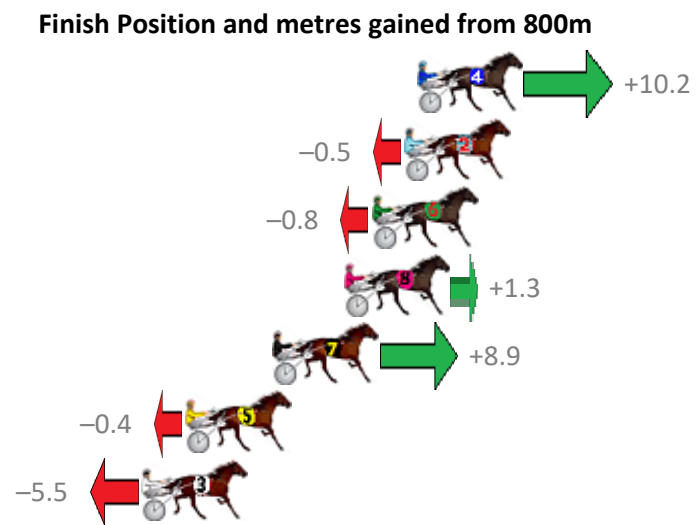
The Racing Queensland Board (trading as Racing Queensland) and provider are not responsible for the completeness or accuracy of any of the information contained herein, and makes no representations about its suitability for any purpose.

Albion Park Race 6 Distance 2138m

Saturday, 21 March 2020

Gross Time: 2:34.70 MileRate: 1:56.40 LeadTime: 37.20s First Qtr: 30.60s Second Qtr: 30.50s Third Qtr: 28.10s Fourth Qtr: 28.30s

NoHorse	Plc	Margin	Time	800Time (W)	400 Time (W)
4 TORI MAY	1	0.0m	2:34.70	55.68s (1)	27.66s (1)
2 HOT FLUSH	2	0.5m	2:34.74	56.44s (0)	28.32s (0)
6 IMMORTAL CHANGE	3	1.8m	2:34.83	56.46s (1)	28.43s (1)
8 SPECIAL RESERVE	4	2.9m	2:34.91	56.31s (0)	28.17s (0)
7 MACH TORQUE	5	5.7m	2:35.10	55.77s (1)	27.77s (1)
5 CALL ME TRISH	6	9.2m	2:35.35	56.43s (0)	28.27s (0)
3 JOANNIES GIRL	7	10.9m	2:35.47	56.79s (1)	28.73s (1)



Sectionals
Powered by



Home of Australian Harness Sectionals

Get your sectionals delivered to your inbox daily

Check out www.pjdata.com.au



The Racing Queensland Board (trading as Racing Queensland) and provider are not responsible for the completeness or accuracy of any of the information contained herein, and makes no representations about its suitability for any purpose.

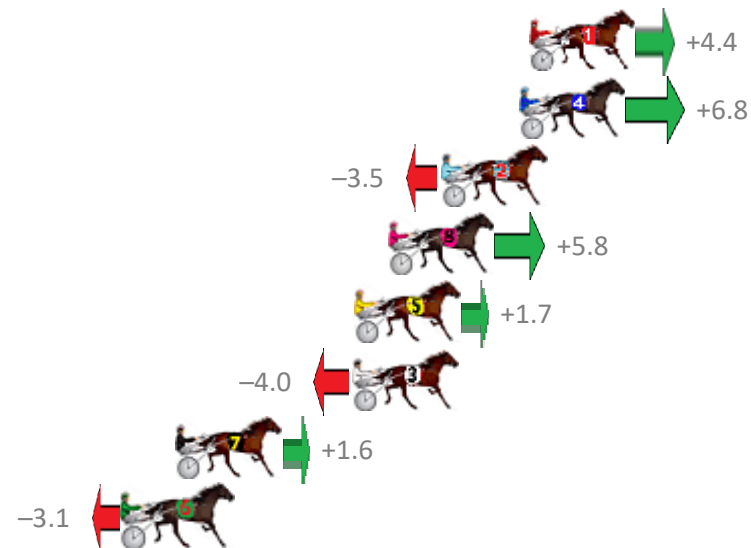
Albion Park Race 7 Distance 1660m

Saturday, 21 March 2020

Gross Time: 1:59.80 MileRate: 1:56.20 LeadTime: 3.30s First Qtr: 28.30s Second Qtr: 31.90s Third Qtr: 28.40s Fourth Qtr: 27.90s

NoHorse	Plc	Margin	Time	800Time (W)	400 Time (W)
1 HES NOVAK	1	0.0m	1:59.80	55.99s (0)	27.57s (0)
4 RIVERLEIGH ROCKET	2	0.4m	1:59.83	55.82s (1)	27.40s (1)
2 LIVE ATOM	3	3.5m	2:00.04	56.55s (0)	28.14s (0)
8 BEEF CITY BLAZE	4	5.6m	2:00.19	55.89s (1)	27.47s (1)
5 PACIFIC COIN	5	6.9m	2:00.28	56.18s (0)	27.74s (0)
3 TAYLOR HOOD	6	7.0m	2:00.29	56.58s (1)	28.15s (1)
7 TACT BESS	7	14.0m	2:00.78	56.19s (1)	27.80s (2)
6 HUNTAWAY	8	16.1m	2:00.92	56.52s (0)	28.05s (0)

Finish Position and metres gained from 800m



Sectionals
Powered by



Home of Australian Harness Sectionals

Get your sectionals delivered to your inbox daily

Check out www.pjdata.com.au



The Racing Queensland Board (trading as Racing Queensland) and provider are not responsible for the completeness or accuracy of any of the information contained herein, and makes no representations about its suitability for any purpose.

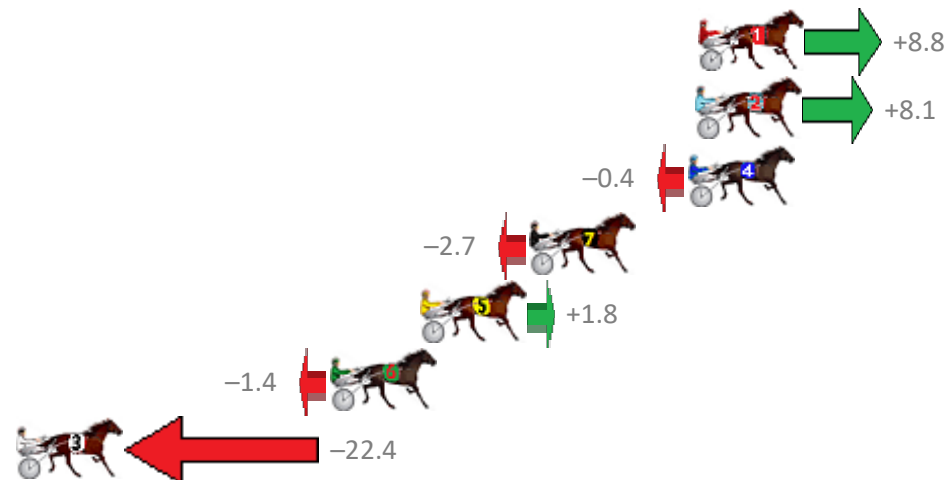
Albion Park Race 8 Distance 2138m

Saturday, 21 March 2020

Gross Time: 2:34.10 MileRate: 1:56.00 LeadTime: 36.30s First Qtr: 28.60s Second Qtr: 29.60s Third Qtr: 29.10s Fourth Qtr: 30.50s

NoHorse	Plc	Margin	Time	800Time (W)	400 Time (W)
1 LANCELOT BROMAC	1	0.0m	2:34.10	58.94s (0)	29.66s (0)
2 HIGH ON MONTANA	2	0.1m	2:34.11	59.00s (1)	29.93s (1)
4 JILLIBY GIZMO	3	0.4m	2:34.13	59.63s (0)	30.53s (0)
7 LIVING GRAND	4	6.7m	2:34.61	59.80s (1)	30.78s (1)
5 RAFFERTY DELIGHTS	5	11.0m	2:34.94	59.47s (1)	30.36s (1)
6 WAVEDANCER	6	14.6m	2:35.21	59.70s (0)	30.39s (0)
3 SONNY ORLANDO	7	27.0m	2:36.16	61.27s (0)	32.07s (0)

Finish Position and metres gained from 800m



Sectionals
Powered by



Home of Australian Harness Sectionals

Get your sectionals delivered to your inbox daily

Check out www.pjdata.com.au



The Racing Queensland Board (trading as Racing Queensland) and provider are not responsible for the completeness or accuracy of any of the information contained herein, and makes no representations about its suitability for any purpose.