

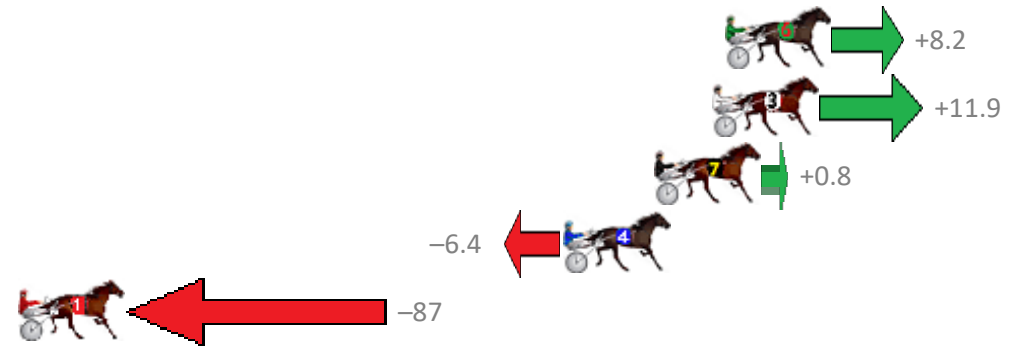
# Albion Park Race 1 Distance 2647m

Tuesday, 5 May 2020

Gross Time: 3:26.00 MileRate: 2:04.30 LeadTime: 83.90s First Qtr: 29.70s Second Qtr: 30.60s Third Qtr: 30.90s Fourth Qtr: 30.90s

NoHorse	Plc	Margin	Time	800Time (W)	400 Time (W)
6 HAVANA MAGIC	1	0.0m	3:26.00	61.17s (1)	30.76s (1)
3 ASTRAL RULER	2	0.5m	3:26.04	60.89s (0)	30.48s (1)
7 ARNOLD	3	2.8m	3:26.23	61.74s (1)	30.78s (0)
4 SKYLINE	4	6.4m	3:26.52	62.29s (0)	31.39s (0)
1 PRINCESS KATERINA	5	94.3m	3:33.62	68.46s (0)	36.38s (0)

Finish Position and metres gained from 800m



Sectionals  
Powered by



Home of Australian Harness Sectionals

Get your sectionals delivered to your inbox daily

Check out [www.pjdata.com.au](http://www.pjdata.com.au)



The Racing Queensland Board (trading as Racing Queensland) and provider are not responsible for the completeness or accuracy of any of the information contained herein, and makes no representations about its suitability for any purpose.

# Albion Park Race 2 Distance 2138m

Tuesday, 5 May 2020

Gross Time: 2:35.80 MileRate: 1:57.30 LeadTime: 37.20s First Qtr: 30.00s Second Qtr: 30.40s Third Qtr: 28.70s Fourth Qtr: 29.50s

NoHorse	Plc	Margin	Time	800Time (W)	400 Time (W)
5 THE HUMMER	1	0.0m	2:35.80	57.19s (0)	28.62s (2)
6 REDS GOOD TO GO	2	1.4m	2:35.91	57.88s (1)	29.47s (1)
4 WHICH HUNT	3	2.6m	2:36.00	58.39s (0)	29.69s (0)
1 JOEY LINCOLN	4	3.7m	2:36.09	57.53s (1)	29.23s (1)
2 MOTU AMETHYST	5	3.9m	2:36.10	58.16s (0)	29.40s (0)
3 BEAUDACIOUS	6	25.4m	2:37.76	59.37s (0)	30.50s (0)

## Finish Position and metres gained from 800m



Sectionals  
Powered by



Home of Australian Harness Sectionals

Get your sectionals delivered to your inbox daily

Check out [www.pjdata.com.au](http://www.pjdata.com.au)



The Racing Queensland Board (trading as Racing Queensland) and provider are not responsible for the completeness or accuracy of any of the information contained herein, and makes no representations about its suitability for any purpose.

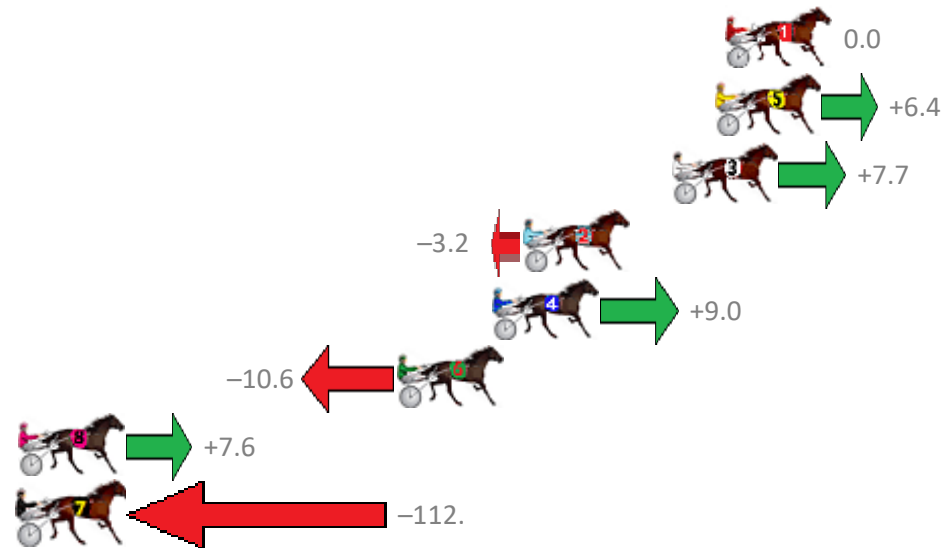
# Albion Park Race 3 Distance 2138m

Tuesday, 5 May 2020

Gross Time: 2:40.10 MileRate: 2:00.50 LeadTime: 38.50s First Qtr: 31.40s Second Qtr: 31.10s Third Qtr: 29.20s Fourth Qtr: 29.90s

NoHorse	Plc	Margin	Time	800Time (W)	400 Time (W)
1 IM THE COMMANDO	1	0.0m	2:40.10	59.10s (0)	29.90s (0)
5 MUSCULUS	2	0.4m	2:40.13	58.63s (1)	29.41s (1)
3 MELPARK MAGIC	3	2.1m	2:40.26	58.53s (0)	29.37s (0)
2 PATSDELIGHT	4	8.0m	2:40.73	59.34s (0)	30.14s (0)
4 JUSTABITLIKEMUM	5	9.2m	2:40.82	58.44s (1)	29.42s (0)
6 MATATOKI	6	13.0m	2:41.12	59.88s (1)	30.66s (1)
8 WEE MAN TROUBLE	7	32.4m	2:42.64	58.54s (0)	29.93s (0)
7 GARLAND GREENE	8	125.1m	2:49.90	67.39s (1)	38.35s (1)

Finish Position and metres gained from 800m



Sectionals  
Powered by



Home of Australian Harness Sectionals

Get your sectionals delivered to your inbox daily

Check out [www.pjdata.com.au](http://www.pjdata.com.au)



The Racing Queensland Board (trading as Racing Queensland) and provider are not responsible for the completeness or accuracy of any of the information contained herein, and makes no representations about its suitability for any purpose.

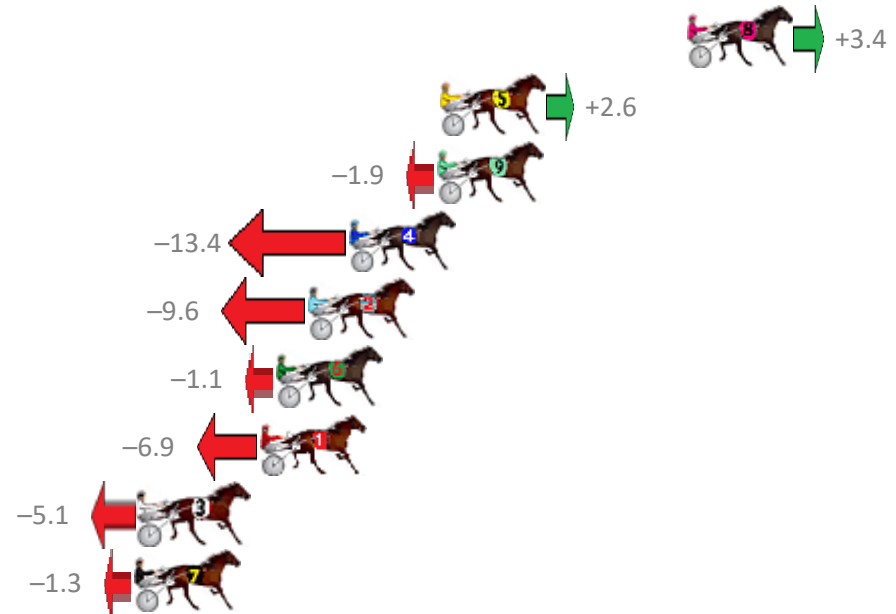
# Albion Park Race 4 Distance 1660m

Tuesday, 5 May 2020

Gross Time: 2:00.10 MileRate: 1:56.40 LeadTime: 3.50s First Qtr: 28.50s Second Qtr: 30.00s Third Qtr: 29.10s Fourth Qtr: 29.00s

No	Horse	Plc	Margin	Time	800Time (W)	400 Time (W)
8	MANILA PLAYBOY	1	0.0m	2:00.10	57.85s (1)	28.84s (1)
5	DOCTA FEELGOOD	2	9.8m	2:00.85	57.91s (1)	28.93s (1)
9	BIG WHEELS	3	9.9m	2:00.85	58.24s (1)	29.25s (1)
4	OUR ULTIMATE BONNY	4	13.4m	2:01.12	59.07s (0)	29.97s (0)
2	FAST TRACKER	5	15.0m	2:01.24	58.79s (0)	29.68s (0)
6	JOY MAKER	6	16.3m	2:01.34	58.18s (0)	29.11s (0)
1	CEEYEAYE	7	16.9m	2:01.39	58.60s (0)	29.48s (0)
3	NICKS PICK	8	21.7m	2:01.75	58.47s (1)	29.84s (2)
7	GRIGORA	9	21.9m	2:01.77	58.19s (1)	29.17s (1)

Finish Position and metres gained from 800m



Sectionals  
Powered by



Home of Australian Harness Sectionals

Get your sectionals delivered to your inbox daily

Check out [www.pjdata.com.au](http://www.pjdata.com.au)



The Racing Queensland Board (trading as Racing Queensland) and provider are not responsible for the completeness or accuracy of any of the information contained herein, and makes no representations about its suitability for any purpose.

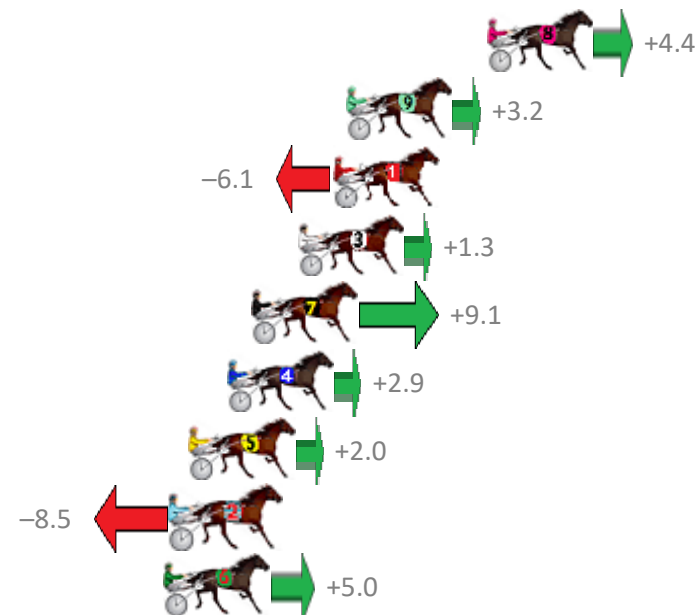
# Albion Park Race 5 Distance 1660m

Tuesday, 5 May 2020

Gross Time: 1:59.00 MileRate: 1:55.40 LeadTime: 3.50s First Qtr: 29.40s Second Qtr: 30.00s Third Qtr: 28.40s Fourth Qtr: 27.70s

No	Horse	Plc	Margin	Time	800Time (W)	400 Time (W)
8	MISS RUBY SUNSHINE	1	0.0m	1:59.00	55.79s (0)	27.41s (0)
9	THE DOORMAN	2	5.6m	1:59.41	55.88s (0)	27.48s (0)
1	VIRGIL	3	6.1m	1:59.44	56.53s (0)	28.12s (0)
3	THE CRUISE MISSILE	4	7.5m	1:59.55	56.01s (1)	27.80s (1)
7	TIZ A SIZZLER	5	9.3m	1:59.68	55.47s (1)	27.24s (1)
4	IFOUNDTHEBEACH	6	10.3m	1:59.75	55.90s (0)	27.50s (0)
5	LEFT A TERROR	7	11.8m	1:59.86	55.96s (1)	27.71s (1)
2	JILLIBY GIZMO	8	12.5m	1:59.91	56.69s (1)	28.45s (1)
6	HAWKOWL	9	12.8m	1:59.93	55.75s (0)	27.31s (0)

Finish Position and metres gained from 800m



Sectionals  
Powered by



Home of Australian Harness Sectionals

Get your sectionals delivered to your inbox daily

Check out [www.pjdata.com.au](http://www.pjdata.com.au)



The Racing Queensland Board (trading as Racing Queensland) and provider are not responsible for the completeness or accuracy of any of the information contained herein, and makes no representations about its suitability for any purpose.

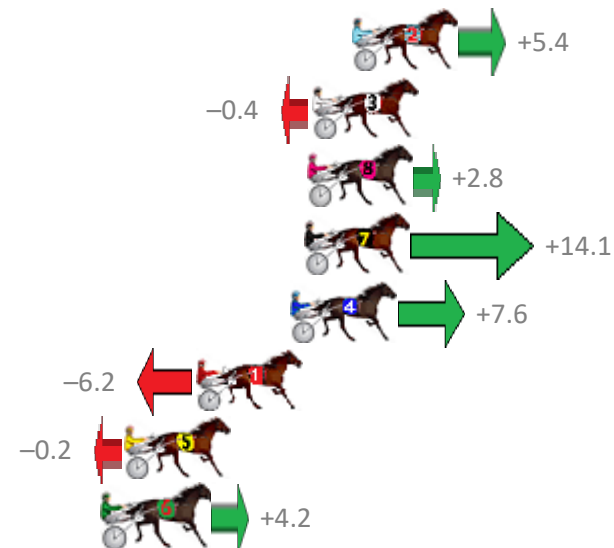
# Albion Park Race 6 Distance 2138m

Tuesday, 5 May 2020

Gross Time: 2:36.90 MileRate: 1:58.10 LeadTime: 38.20s First Qtr: 30.70s Second Qtr: 30.80s Third Qtr: 29.00s Fourth Qtr: 28.20s

NoHorse	Plc	Margin	Time	800Time (W)	400 Time (W)
2 KYRONTA	1	0.0m	2:36.90	56.82s (1)	27.82s (1)
3 BLACKJACK BART	2	1.6m	2:37.02	57.23s (1)	28.21s (1)
8 BETTERTHANAJEEP	3	1.8m	2:37.03	57.00s (0)	27.99s (0)
7 GINGER MICKY	4	1.9m	2:37.04	56.20s (2)	27.63s (2)
4 FLO RYDA	5	2.4m	2:37.08	56.66s (1)	28.00s (2)
1 MILLWOOD TILLY	6	6.2m	2:37.36	57.64s (0)	28.63s (0)
5 TWITTER BROMAC	7	9.0m	2:37.57	57.21s (0)	28.17s (0)
6 CALLMEDEMARO	8	9.8m	2:37.63	56.90s (1)	28.21s (1)

Finish Position and metres gained from 800m



Sectionals  
Powered by



Home of Australian Harness Sectionals

Get your sectionals delivered to your inbox daily

Check out [www.pjdata.com.au](http://www.pjdata.com.au)



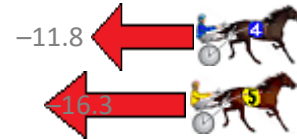
The Racing Queensland Board (trading as Racing Queensland) and provider are not responsible for the completeness or accuracy of any of the information contained herein, and makes no representations about its suitability for any purpose.

# Albion Park Race 7 Distance 2138m

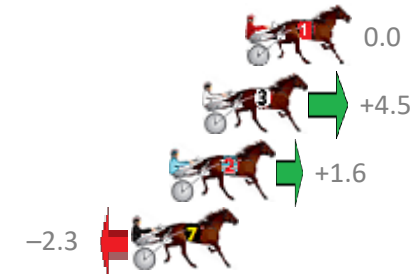
Tuesday, 5 May 2020

Gross Time: 2:36.30 MileRate: 1:57.70 LeadTime: 40.30s First Qtr: 30.50s Second Qtr: 28.80s Third Qtr: 27.80s Fourth Qtr: 28.90s

NoHorse	Plc	Margin	Time	800Time (W)	400 Time (W)
1 DEMETER	1	0.0m	2:36.30	56.70s (0)	28.90s (0)
3 BIG BANG LEONARD	2	1.7m	2:36.43	56.38s (1)	28.63s (1)
2 TORI MAY	3	3.0m	2:36.53	56.59s (0)	28.77s (0)
7 LEXUS ON THE BEACH	4	4.5m	2:36.64	56.86s (1)	29.15s (1)
4 GOONLY	5	21.8m	2:37.95	57.53s (2)	29.75s (3)
5 BRIDGET BLUE CHIP	6	22.1m	2:37.98	57.85s (2)	29.93s (2)



## Finish Position and metres gained from 800m



Sectionals  
Powered by



Home of Australian Harness Sectionals

Get your sectionals delivered to your inbox daily

Check out [www.pjdata.com.au](http://www.pjdata.com.au)



The Racing Queensland Board (trading as Racing Queensland) and provider are not responsible for the completeness or accuracy of any of the information contained herein, and makes no representations about its suitability for any purpose.



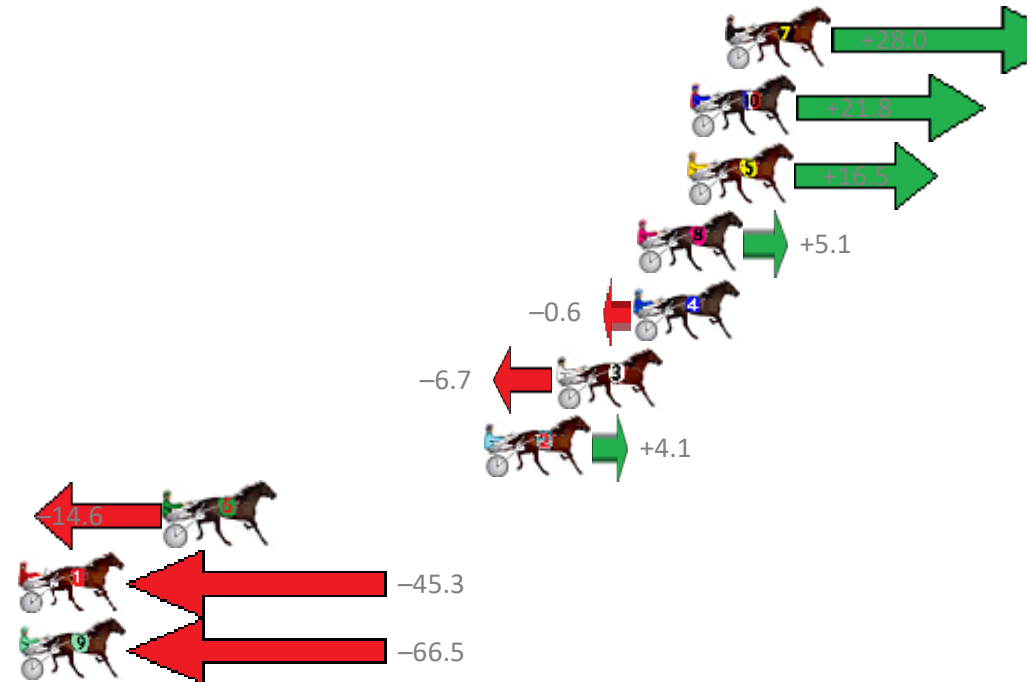
# Albion Park Race 8 Distance 1660m

Tuesday, 5 May 2020

Gross Time: 2:00.10 MileRate: 1:56.50 LeadTime: 3.60s First Qtr: 27.00s Second Qtr: 31.20s Third Qtr: 28.80s Fourth Qtr: 29.50s

NoHorse	Plc	Margin	Time	800Time (W)	400 Time (W)
7 ZARAS ALL GOOD	1	0.0m	2:00.10	56.27s (1)	28.62s (2)
10 MISTER DIAMOND	2	1.4m	2:00.21	56.72s (1)	29.06s (2)
5 GOLIGHTLY	3	1.5m	2:00.22	57.10s (1)	28.47s (1)
8 CHANCELESS CENTURY	4	3.5m	2:00.37	57.93s (0)	28.83s (0)
4 MONTANA LAD	5	3.6m	2:00.38	58.34s (1)	29.71s (1)
3 SHEZ ALL STYLE	6	6.7m	2:00.62	58.79s (0)	29.99s (0)
2 PHOTOZEN	7	9.5m	2:00.83	58.00s (1)	29.40s (1)
6 ALBION ARK	8	22.2m	2:01.82	59.36s (1)	30.66s (1)
1 KOOKABURRAPRINCESS	9	49.7m	2:03.94	61.58s (0)	32.53s (0)
9 CHEESANDKISSES	10	166.5m	2:12.98	63.12s (0)	32.18s (0)

Finish Position and metres gained from 800m



Sectionals  
Powered by



Home of Australian Harness Sectionals

Get your sectionals delivered to your inbox daily

Check out [www.pjdata.com.au](http://www.pjdata.com.au)



The Racing Queensland Board (trading as Racing Queensland) and provider are not responsible for the completeness or accuracy of any of the information contained herein, and makes no representations about its suitability for any purpose.



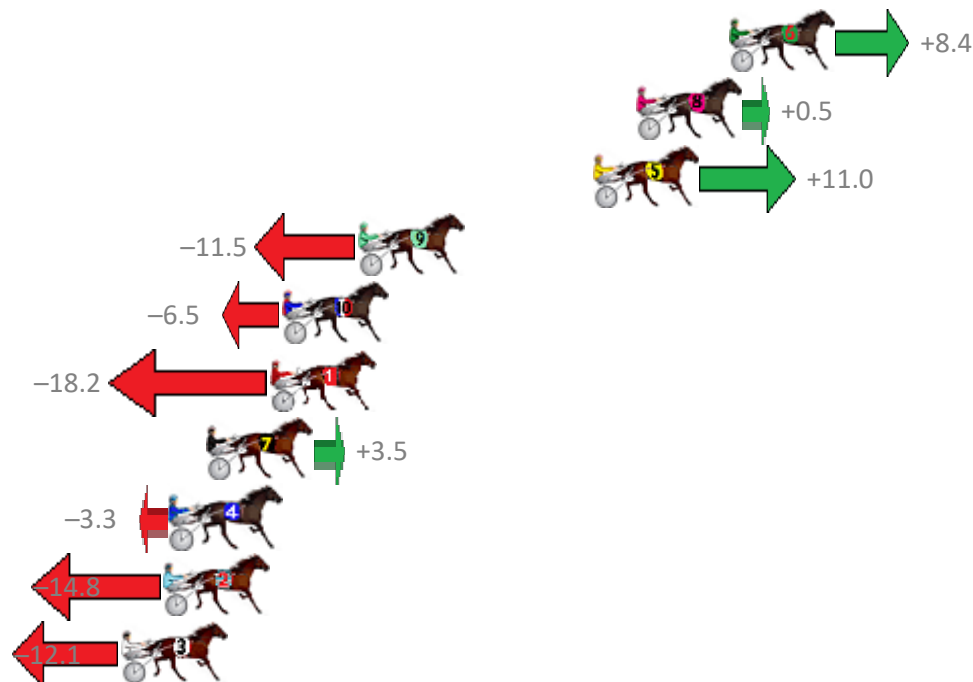
# Albion Park Race 9 Distance 1660m

Tuesday, 5 May 2020

Gross Time: 1:57.90 MileRate: 1:54.30 LeadTime: 3.50s First Qtr: 26.90s Second Qtr: 30.10s Third Qtr: 28.20s Fourth Qtr: 29.20s

No	Horse	Plc	Margin	Time	800Time (W)	400 Time (W)
6	ARTHUR LOWE	1	0.0m	1:57.90	56.80s (0)	28.81s (0)
8	CHANGE OF MIND	2	3.7m	1:58.18	57.36s (0)	29.38s (0)
5	FIOKI	3	5.4m	1:58.31	56.62s (1)	28.76s (0)
9	SABRAGE	4	14.7m	1:59.03	58.22s (1)	30.27s (1)
10	MAYWYNS BEST	5	17.7m	1:59.26	57.86s (2)	30.33s (2)
1	THREO	6	18.2m	1:59.29	58.70s (0)	30.07s (1)
7	RICH VIRGIN	7	20.7m	1:59.49	57.15s (2)	29.67s (2)
4	BULL MARKET	8	22.1m	1:59.59	57.64s (2)	30.08s (2)
2	COMPLY OR DIE	9	22.4m	1:59.62	58.46s (1)	29.98s (1)
3	CRACKA STRIDE	10	24.1m	1:59.75	58.26s (1)	29.79s (1)

Finish Position and metres gained from 800m



Sectionals  
Powered by



Home of Australian Harness Sectionals

Get your sectionals delivered to your inbox daily

Check out [www.pjdata.com.au](http://www.pjdata.com.au)



The Racing Queensland Board (trading as Racing Queensland) and provider are not responsible for the completeness or accuracy of any of the information contained herein, and makes no representations about its suitability for any purpose.