

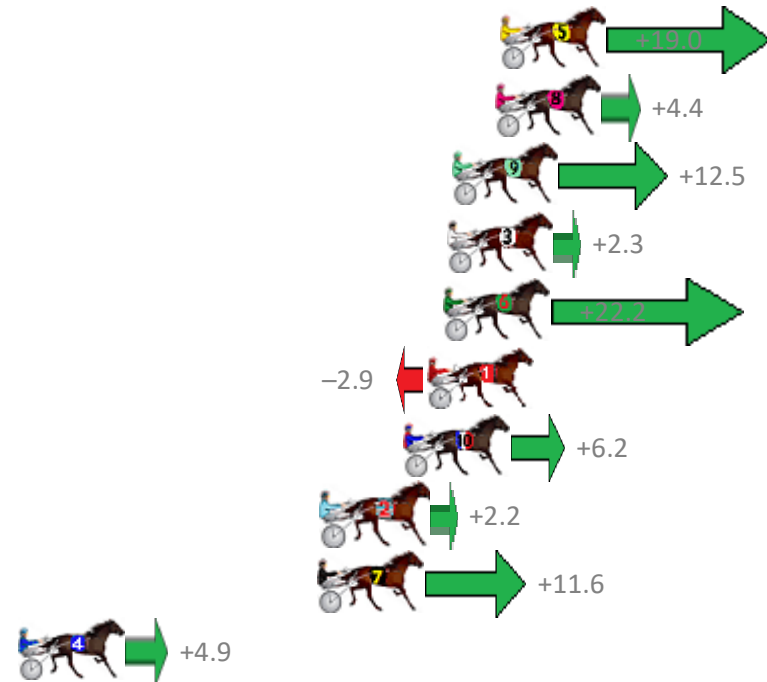
# Albion Park Race 1 Distance 1660m

Saturday, 9 May 2020

Gross Time: 1:56.20 MileRate: 1:52.70 LeadTime: 3.40s First Qtr: 27.40s Second Qtr: 28.30s Third Qtr: 28.70s Fourth Qtr: 28.40s

NoHorse	Plc	Margin	Time	800Time (W)	400 Time (W)
5 DREAM TO SHARE	1	0.0m	1:56.20	55.75s (1)	27.45s (2)
8 MAYWYNS BEST	2	0.2m	1:56.21	56.79s (0)	28.10s (0)
9 TULHURST ACE	3	1.9m	1:56.34	56.21s (1)	27.94s (2)
3 TENNYSON BROMAC	4	2.1m	1:56.36	56.94s (1)	28.34s (1)
6 SOLE AMBITION	5	2.2m	1:56.36	55.52s (1)	27.27s (2)
1 MARETTI	6	2.9m	1:56.42	57.31s (0)	28.60s (0)
10 ANYCHANCE	7	3.8m	1:56.48	56.66s (0)	28.06s (0)
2 BODHI TREE	8	7.0m	1:56.72	56.94s (1)	28.34s (1)
7 SUBTLE DELIGHT	9	7.2m	1:56.74	56.28s (0)	27.98s (1)
4 ALWAYS IN COMMAND	10	19.1m	1:57.62	56.75s (2)	28.53s (0)

Finish Position and metres gained from 800m



Sectionals  
Powered by



Home of Australian Harness Sectionals

Get your sectionals delivered to your inbox daily

Check out [www.pjdata.com.au](http://www.pjdata.com.au)



The Racing Queensland Board (trading as Racing Queensland) and provider are not responsible for the completeness or accuracy of any of the information contained herein, and makes no representations about its suitability for any purpose.

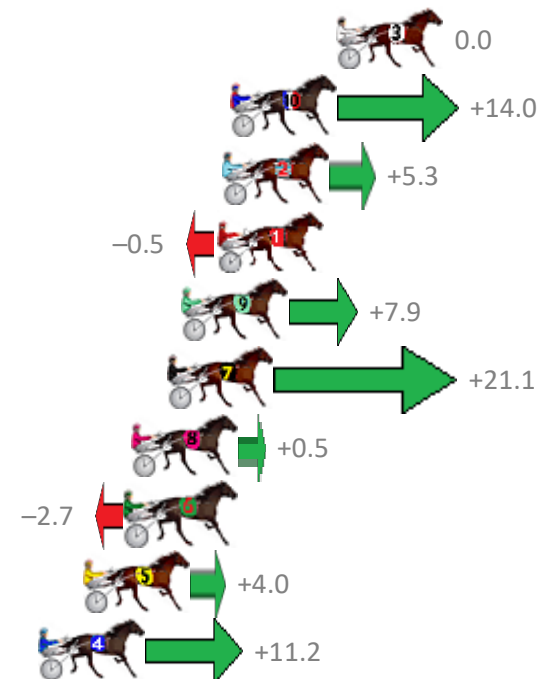
# Albion Park Race 2 Distance 1660m

Saturday, 9 May 2020

Gross Time: 2:00.00 MileRate: 1:56.30 LeadTime: 3.60s First Qtr: 27.90s Second Qtr: 31.60s Third Qtr: 29.30s Fourth Qtr: 27.60s

NoHorse	Plc	Margin	Time	800Time (W)	400 Time (W)
3 LETTUCEFIRESTAR	1	0.0m	2:00.00	56.90s (0)	27.60s (0)
10 BIG BANG LEONARD	2	4.2m	2:00.30	55.91s (1)	26.90s (2)
2 JUMPING JOLT	3	4.5m	2:00.33	56.53s (1)	27.47s (2)
1 SO KOOL MASTER	4	4.7m	2:00.34	56.94s (0)	27.62s (0)
9 FEELINGFORAMIRACLE	5	6.1m	2:00.44	56.34s (1)	27.33s (3)
7 KETUT	6	6.7m	2:00.49	55.41s (1)	27.33s (1)
8 SAM IS PERFECTION	7	8.1m	2:00.59	56.86s (0)	27.55s (0)
6 FEEL THE REIGN	8	8.3m	2:00.60	57.09s (1)	27.99s (1)
5 SEA HAWKE	9	10.0m	2:00.73	56.62s (0)	27.37s (0)
4 SHERIFF JUJON	10	11.8m	2:00.86	56.11s (1)	27.24s (1)

Finish Position and metres gained from 800m



Sectionals  
Powered by



Home of Australian Harness Sectionals

Get your sectionals delivered to your inbox daily

Check out [www.pjdata.com.au](http://www.pjdata.com.au)



The Racing Queensland Board (trading as Racing Queensland) and provider are not responsible for the completeness or accuracy of any of the information contained herein, and makes no representations about its suitability for any purpose.

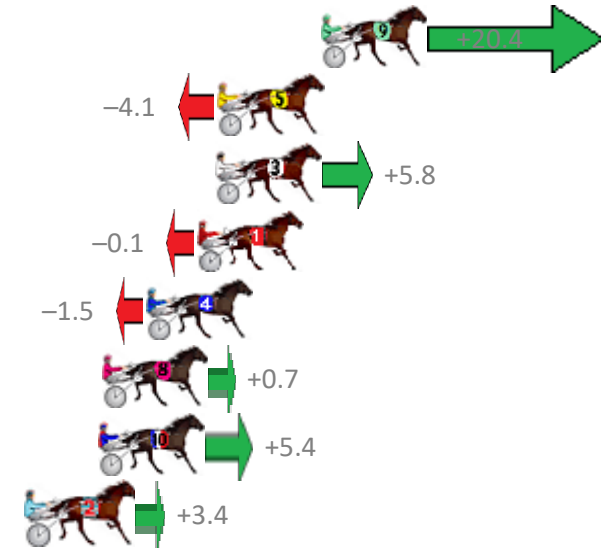
# Albion Park Race 3 Distance 1660m

Saturday, 9 May 2020

Gross Time: 1:58.40 MileRate: 1:54.80 LeadTime: 3.40s First Qtr: 27.80s Second Qtr: 30.80s Third Qtr: 27.80s Fourth Qtr: 28.60s

NoHorse	Plc	Margin	Time	800Time (W)	400 Time (W)
9 FEELINGFORARAINBOW	1	0.0m	1:58.40	54.97s (1)	27.78s (2)
5 SOME EXCUSESOMEW	2	4.1m	1:58.71	56.69s (0)	28.89s (0)
3 MONTANA CHIEF	3	4.2m	1:58.72	55.99s (1)	28.22s (1)
1 STOMPPEM	4	4.9m	1:58.77	56.41s (0)	28.59s (0)
4 NEWMERELLA SHARKIE	5	6.9m	1:58.92	56.51s (1)	28.74s (1)
8 RED CHARMER	6	8.7m	1:59.05	56.35s (0)	28.55s (0)
10 KURAHAUPO GAMBLER	7	8.8m	1:59.06	56.02s (0)	28.23s (0)
2 HES NOVAK	8	11.6m	1:59.27	56.16s (1)	28.43s (1)

Finish Position and metres gained from 800m



Sectionals  
Powered by



Home of Australian Harness Sectionals

Get your sectionals delivered to your inbox daily

Check out [www.pjdata.com.au](http://www.pjdata.com.au)



The Racing Queensland Board (trading as Racing Queensland) and provider are not responsible for the completeness or accuracy of any of the information contained herein, and makes no representations about its suitability for any purpose.

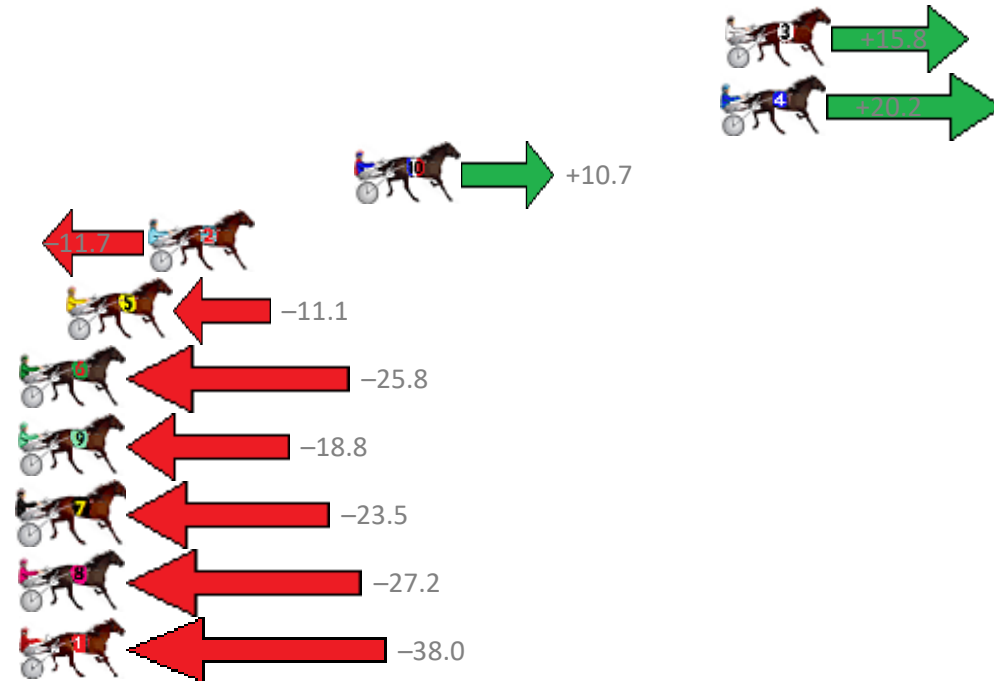
# Albion Park Race 4 Distance 2138m

Saturday, 9 May 2020

Gross Time: 2:36.10 MileRate: 1:57.50 LeadTime: 36.30s First Qtr: 29.70s Second Qtr: 31.20s Third Qtr: 29.70s Fourth Qtr: 29.20s

NoHorse	Plc	Margin	Time	800Time (W)	400 Time (W)
3 HAVANA MOON	1	0.0m	2:36.10	57.74s (1)	29.20s (2)
4 HEZA BROMAC	2	0.2m	2:36.12	57.42s (1)	28.88s (2)
10 NO CONFESSION	3	14.7m	2:37.23	58.12s (1)	29.56s (2)
2 SHAZAM SHANNON	4	22.9m	2:37.85	59.76s (1)	30.15s (1)
5 GHOST GUM	5	26.1m	2:38.10	59.71s (0)	30.05s (1)
6 ARTISTIC SAINT	6	28.0m	2:38.24	60.79s (1)	31.17s (1)
9 STUDLEIGH WILL	7	29.0m	2:38.32	60.28s (0)	30.32s (0)
7 PACIFIC COIN	8	30.5m	2:38.44	60.62s (1)	31.01s (1)
8 JILLIBY GIZMO	9	32.0m	2:38.55	60.89s (0)	30.86s (0)
1 RIVERLEIGH ROCKET	10	38.0m	2:39.01	61.68s (0)	31.68s (0)

Finish Position and metres gained from 800m



Sectionals  
Powered by



Home of Australian Harness Sectionals

Get your sectionals delivered to your inbox daily

Check out [www.pjdata.com.au](http://www.pjdata.com.au)



The Racing Queensland Board (trading as Racing Queensland) and provider are not responsible for the completeness or accuracy of any of the information contained herein, and makes no representations about its suitability for any purpose.

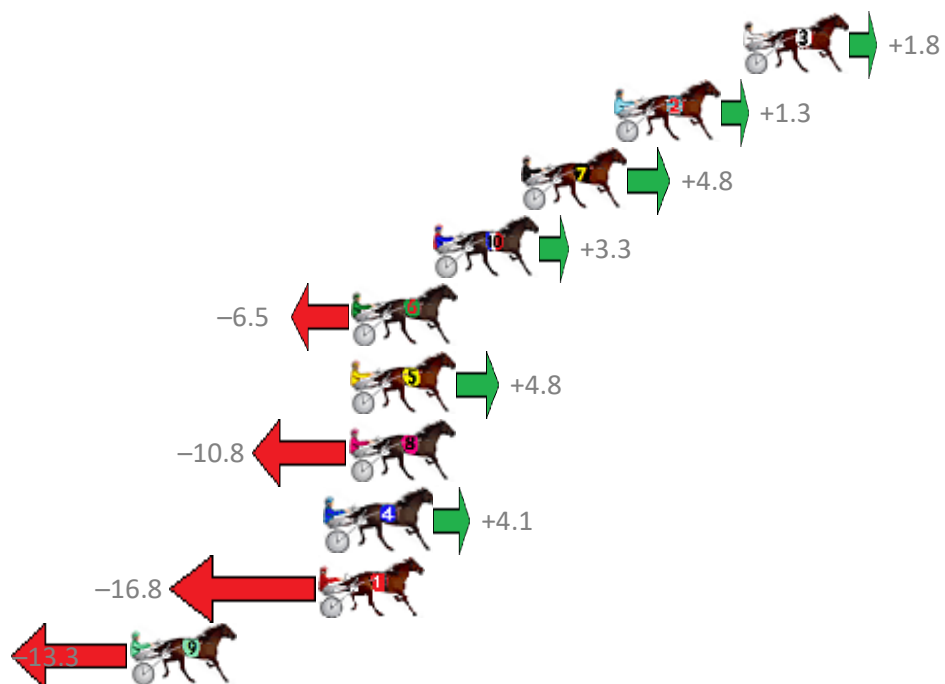
# Albion Park Race 5 Distance 2138m

Saturday, 9 May 2020

Gross Time: 2:35.90 MileRate: 1:57.40 LeadTime: 37.20s First Qtr: 30.50s Second Qtr: 30.20s Third Qtr: 28.60s Fourth Qtr: 29.40s

No	Horse	Plc	Margin	Time	800Time (W)	400 Time (W)
3	ULTIMATE AD	1	0.0m	2:35.90	57.87s (1)	29.40s (1)
2	BURMACH	2	5.1m	2:36.29	57.91s (1)	29.45s (1)
7	TOO GOOD FOR YOU	3	8.8m	2:36.58	57.65s (0)	29.08s (0)
10	CAMROLLER	4	12.3m	2:36.85	57.76s (1)	29.77s (2)
6	MISS CATALINA	5	15.5m	2:37.09	58.47s (0)	29.70s (1)
5	CONVAIR HUSTLER	6	15.6m	2:37.10	57.65s (2)	29.62s (3)
8	TAYLOR HOOD	7	15.6m	2:37.10	58.78s (0)	29.93s (0)
4	CALL ME TRISH	8	16.5m	2:37.17	57.70s (1)	29.52s (4)
1	ROCKNROLL TURBO	9	16.8m	2:37.20	59.21s (0)	30.63s (0)
9	MISTER BLACKJACK	10	24.3m	2:37.77	58.96s (1)	30.23s (2)

Finish Position and metres gained from 800m



Sectionals  
Powered by



Home of Australian Harness Sectionals

Get your sectionals delivered to your inbox daily

Check out [www.pjdata.com.au](http://www.pjdata.com.au)



The Racing Queensland Board (trading as Racing Queensland) and provider are not responsible for the completeness or accuracy of any of the information contained herein, and makes no representations about its suitability for any purpose.

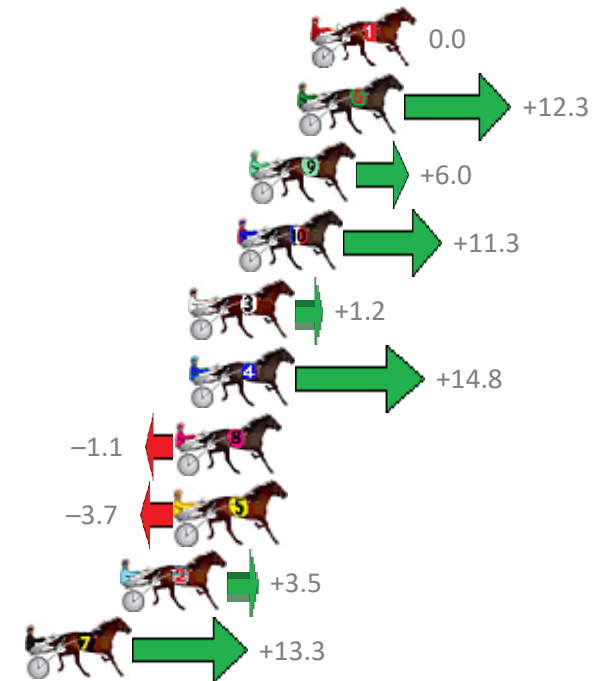
# Albion Park Race 6 Distance 1660m

Saturday, 9 May 2020

Gross Time: 1:59.50 MileRate: 1:55.80 LeadTime: 3.60s First Qtr: 28.40s Second Qtr: 30.80s Third Qtr: 28.00s Fourth Qtr: 28.70s

NoHorse	Plc	Margin	Time	800Time (W)	400 Time (W)
1 MISS MONEYBAGS	1	0.0m	1:59.50	56.70s (0)	28.70s (0)
6 CHERRYS THE BEST	2	0.5m	1:59.54	55.83s (0)	27.82s (0)
9 BRIDGET BLUE CHIP	3	2.4m	1:59.68	56.28s (0)	28.27s (0)
10 MACEY JAYDE	4	2.9m	1:59.72	55.90s (2)	28.91s (2)
3 SWEET AS	5	4.8m	1:59.86	56.62s (1)	28.71s (1)
4 ALE ALE KAI	6	4.8m	1:59.86	55.66s (1)	28.71s (2)
8 BALLERINA COURU	7	5.3m	1:59.90	56.78s (0)	28.78s (0)
5 ETERNAL PROMISE	8	5.3m	1:59.90	56.96s (1)	29.06s (1)
2 MAMMALS MAGIC	9	7.5m	2:00.07	56.45s (1)	28.58s (1)
7 INNOCENT CROCKER	10	11.3m	2:00.35	55.76s (1)	28.55s (2)

Finish Position and metres gained from 800m



Sectionals  
Powered by



Home of Australian Harness Sectionals

Get your sectionals delivered to your inbox daily

Check out [www.pjdata.com.au](http://www.pjdata.com.au)



The Racing Queensland Board (trading as Racing Queensland) and provider are not responsible for the completeness or accuracy of any of the information contained herein, and makes no representations about its suitability for any purpose.



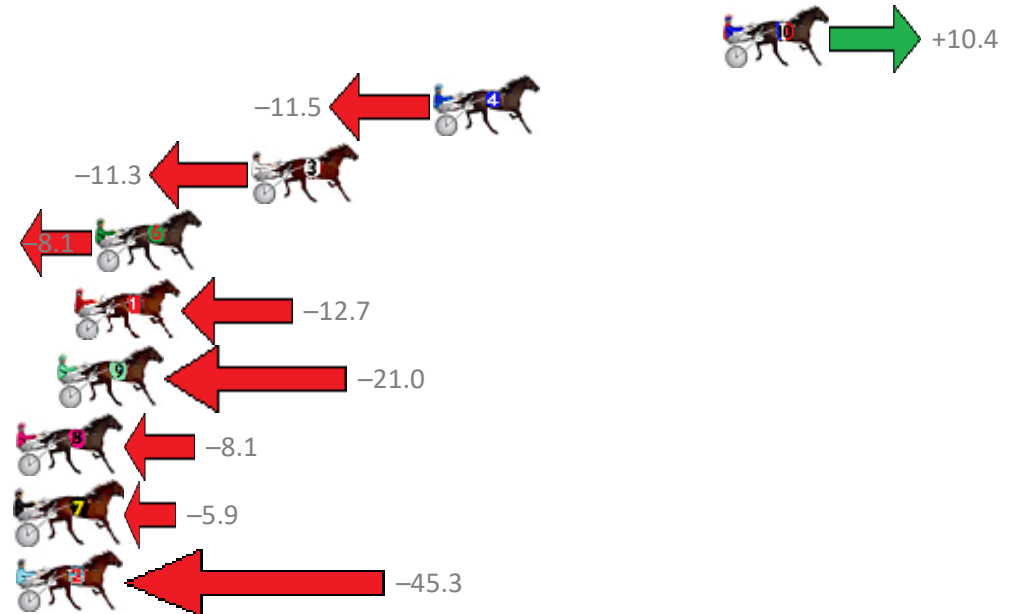
# Albion Park Race 7 Distance 1660m

Saturday, 9 May 2020

Gross Time: 1:57.50 MileRate: 1:53.90 LeadTime: 3.60s First Qtr: 26.90s Second Qtr: 28.80s Third Qtr: 28.60s Fourth Qtr: 29.60s

NoHorse	Plc	Margin	Time	800Time (W)	400 Time (W)
10 SAINT KILDA BEACH	1	0.0m	1:57.50	57.45s (1)	29.26s (1)
4 KOTARE ELITE	2	11.5m	1:58.39	59.03s (1)	30.45s (0)
3 CHINOOK WINDS	3	18.7m	1:58.95	59.02s (0)	29.92s (1)
6 SIRIUS VICKI	4	24.9m	1:59.43	58.79s (1)	30.27s (2)
1 LETHAL STAR	5	25.7m	1:59.49	59.12s (0)	29.87s (1)
9 MACH TORQUE	6	26.4m	1:59.55	59.72s (1)	31.06s (0)
8 RUNFORTHROSES	7	31.1m	1:59.91	58.79s (0)	30.36s (2)
7 TRUNKEY DIGGER	8	34.9m	2:00.21	58.63s (1)	29.81s (0)
2 ZARAS DANCE	9	48.3m	2:01.25	61.48s (0)	32.09s (0)

Finish Position and metres gained from 800m



Sectionals  
Powered by



Home of Australian Harness Sectionals

Get your sectionals delivered to your inbox daily

Check out [www.pjdata.com.au](http://www.pjdata.com.au)



The Racing Queensland Board (trading as Racing Queensland) and provider are not responsible for the completeness or accuracy of any of the information contained herein, and makes no representations about its suitability for any purpose.


# Albion Park Race 8 Distance 1660m

Saturday, 9 May 2020

Gross Time: 2:01.50 MileRate: 1:57.80 LeadTime: 3.70s First Qtr: 28.80s Second Qtr: 31.60s Third Qtr: 28.30s Fourth Qtr: 29.10s

NoHorse	Plc	Margin	Time	800Time (W)	400 Time (W)
6 CHUMP CHOP	1	0.0m	2:01.50	56.27s (1)	28.49s (2)
2 NIFTY STUDLEIGH	2	6.5m	2:02.00	57.86s (0)	29.57s (0)
1 IMA REGAL JET	3	8.6m	2:02.16	57.71s (0)	29.32s (0)
10 JEWEL OF PEAK	4	9.0m	2:02.19	57.46s (1)	29.75s (1)
11 CANNAN	5	12.1m	2:02.42	57.34s (2)	29.73s (2)
8 LITTLEDEE	6	14.9m	2:02.64	57.86s (0)	29.35s (0)
7 ALSJEANSMAXSTAR	7	16.1m	2:02.73	57.62s (0)	29.40s (1)
3 SIR BULSKI	8	16.2m	2:02.74	58.30s (1)	29.77s (1)
9 CHROMOZONE	9	17.8m	2:02.86	57.09s (2)	29.17s (1)
5 MERRYWOOD PEARL	10	35.1m	2:04.18	58.63s (2)	30.26s (2)

Finish Position and metres gained from 800m



Sectionals  
Powered by



Home of Australian Harness Sectionals

Get your sectionals delivered to your inbox daily

Check out [www.pjdata.com.au](http://www.pjdata.com.au)



The Racing Queensland Board (trading as Racing Queensland) and provider are not responsible for the completeness or accuracy of any of the information contained herein, and makes no representations about its suitability for any purpose.




# Albion Park Race 9 Distance 2138m

Saturday, 9 May 2020

Gross Time: 2:35.30 MileRate: 1:56.90 LeadTime: 37.50s First Qtr: 32.10s Second Qtr: 30.70s Third Qtr: 27.60s Fourth Qtr: 27.40s

NoHorse	Plc	Margin	Time	800Time (W)	400 Time (W)
10 SPEECH IS SILVER	1	0.0m	2:35.30	54.36s (2)	27.10s (2)
4 CAUTIVAR	2	4.5m	2:35.62	54.98s (2)	27.71s (2)
5 MAJOR GENERALJUJON	3	17.4m	2:36.55	55.18s (2)	27.94s (2)
1 COMMODORE JUJON	4	27.4m	2:37.28	56.56s (0)	28.63s (1)
7 CELTIC CRUZA	5	29.4m	2:37.42	55.93s (1)	28.45s (1)
2 LITTLE BOLT	6	32.1m	2:37.61	57.11s (1)	29.30s (1)
9 THE MONEY BALL	7	32.6m	2:37.65	56.27s (0)	28.29s (0)
8 SPRING CAMPAIGN	8	32.8m	2:37.67	56.57s (0)	28.68s (0)
3 COOL SCOOTER	9	38.4m	2:38.07	57.63s (0)	29.63s (0)
6 OASIS DREAM	10	38.4m	2:38.07	56.37s (0)	28.53s (1)

Finish Position and metres gained from 800m



Sectionals  
Powered by



Home of Australian Harness Sectionals

Get your sectionals delivered to your inbox daily

Check out [www.pjdata.com.au](http://www.pjdata.com.au)



The Racing Queensland Board (trading as Racing Queensland) and provider are not responsible for the completeness or accuracy of any of the information contained herein, and makes no representations about its suitability for any purpose.

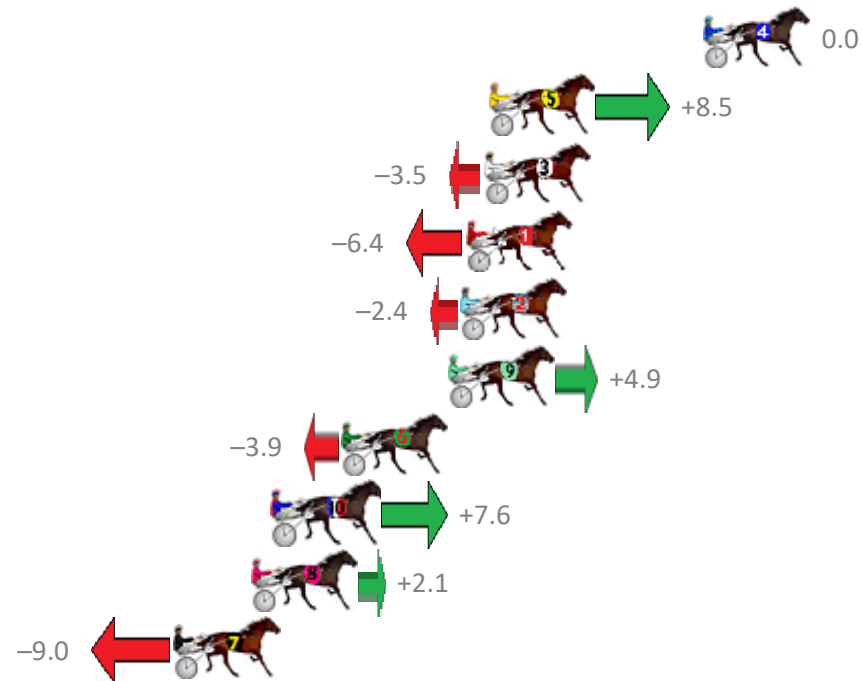
# Albion Park Race 10 Distance 2138m

Saturday, 9 May 2020

Gross Time: 2:41.50 MileRate: 2:01.60 LeadTime: 41.50s First Qtr: 31.40s Second Qtr: 31.00s Third Qtr: 28.60s Fourth Qtr: 29.00s

No	Horse	Plc	Margin	Time	800Time (W)	400 Time (W)
4	GARLAND GREENE	1	0.0m	2:41.50	57.60s (0)	29.00s (0)
5	GREG THE GREAT	2	8.5m	2:42.15	56.99s (1)	28.20s (1)
3	IVANOV	3	8.7m	2:42.16	57.85s (0)	29.22s (0)
1	SIR FAHRENHEIT NZ (LA)	4	9.4m	2:42.22	58.06s (1)	29.59s (1)
2	JEDDY R YA READY	5	9.6m	2:42.23	57.77s (1)	29.26s (1)
9	JUSTABITNOISY	6	10.1m	2:42.27	57.25s (0)	28.56s (0)
6	FOURSHARESMOREBEE	7	14.3m	2:42.59	57.88s (0)	29.19s (0)
10	SPRINGBANK EDEN	8	17.0m	2:42.79	57.06s (0)	28.24s (1)
8	SOUTHERN ALPS	9	17.9m	2:42.86	57.45s (0)	28.65s (0)
7	MIRACLE RISING	10	21.0m	2:43.10	58.24s (1)	29.43s (1)

Finish Position and metres gained from 800m



Sectionals  
Powered by



Home of Australian Harness Sectionals

Get your sectionals delivered to your inbox daily

Check out [www.pjdata.com.au](http://www.pjdata.com.au)



The Racing Queensland Board (trading as Racing Queensland) and provider are not responsible for the completeness or accuracy of any of the information contained herein, and makes no representations about its suitability for any purpose.