

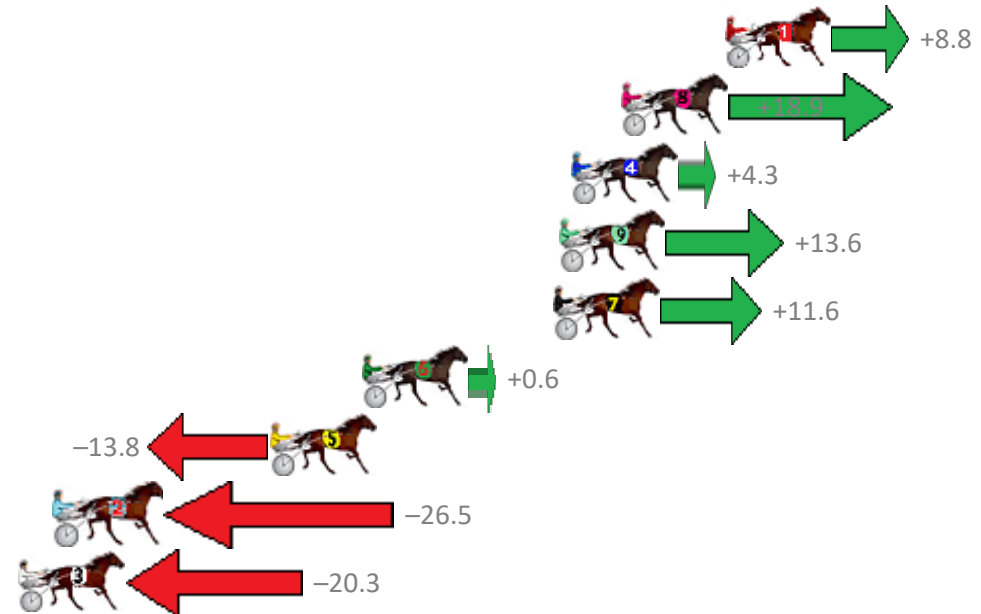
Albion Park Race 1 Distance 2138m

Friday, 22 May 2020

Gross Time: 2:46.00 MileRate: 2:04.90 LeadTime: 42.10s First Qtr: 31.30s Second Qtr: 31.00s Third Qtr: 31.00s Fourth Qtr: 30.60s

| NoHorse | Plc | Margin | Time | 800Time (W) | 400 Time (W) |
|--------------------|-----|--------|---------|-------------|--------------|
| 1 SHEGOTSASS | 1 | 0.0m | 2:46.00 | 60.93s (0) | 29.58s (1) |
| 8 DOWN UNDER RORS | 2 | 4.1m | 2:46.33 | 60.15s (1) | 30.87s (1) |
| 4 EL SWAVO | 3 | 6.1m | 2:46.49 | 61.27s (1) | 30.62s (1) |
| 9 ASTRAL RULER | 4 | 6.6m | 2:46.53 | 60.56s (0) | 30.60s (2) |
| 7 THE REAPER | 5 | 6.8m | 2:46.54 | 60.71s (2) | 31.12s (0) |
| 6 BOURBONONTHEROCK | 6 | 14.4m | 2:47.15 | 61.55s (1) | 30.81s (2) |
| 5 SOH TWISTED | 7 | 18.0m | 2:47.44 | 62.66s (0) | 30.98s (0) |
| 2 HIGH CLOUD LASS | 8 | 26.5m | 2:48.12 | 63.63s (0) | 31.95s (0) |
| 3 MYRTLE BEACH | 9 | 33.9m | 2:48.71 | 63.15s (0) | 31.81s (2) |

Finish Position and metres gained from 800m



Sectionals
Powered by



Home of Australian Harness Sectionals

Get your sectionals delivered to your inbox daily

Check out www.pjdata.com.au



The Racing Queensland Board (trading as Racing Queensland) and provider are not responsible for the completeness or accuracy of any of the information contained herein, and makes no representations about its suitability for any purpose.

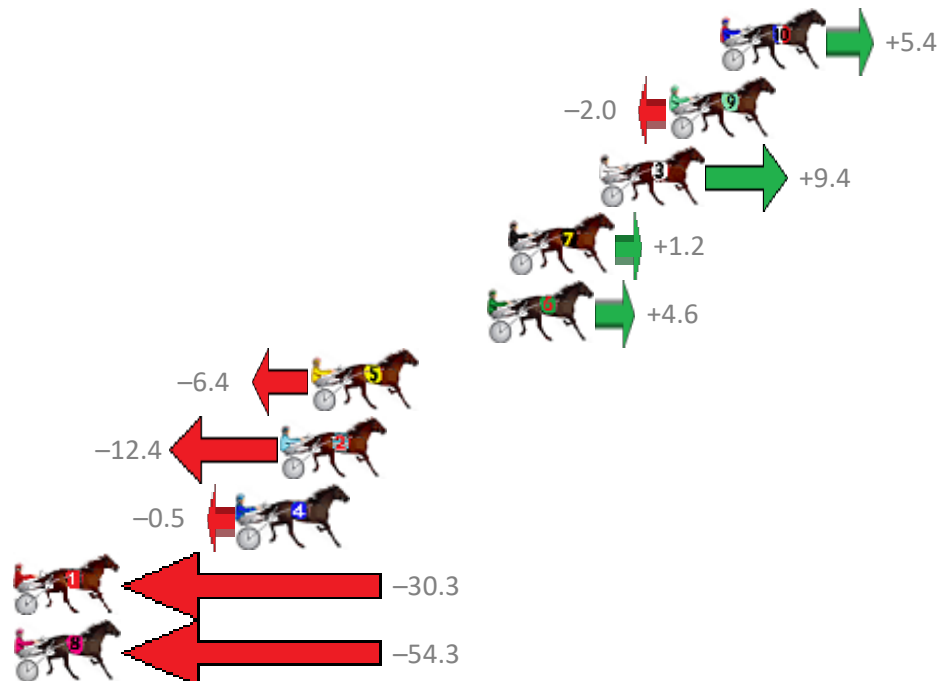
Albion Park Race 2 Distance 2647m

Friday, 22 May 2020

Gross Time: 3:22.40 MileRate: 2:01.20 LeadTime: 82.90s First Qtr: 30.60s Second Qtr: 29.70s Third Qtr: 29.70s Fourth Qtr: 29.50s

| No | Horse | Plc | Margin | Time | 800Time (W) | 400 Time (W) |
|----|-------------------|-----|--------|---------|-------------|--------------|
| 10 | OUR OVERANOVA | 1 | 0.0m | 3:22.40 | 58.80s (1) | 29.12s (2) |
| 9 | SPRINGBANK EDEN | 2 | 2.0m | 3:22.55 | 59.35s (0) | 29.65s (0) |
| 3 | JEDDY R YA READY | 3 | 4.8m | 3:22.77 | 58.51s (0) | 28.72s (0) |
| 7 | JUSTABITNOISY | 4 | 8.4m | 3:23.05 | 59.11s (1) | 29.34s (2) |
| 6 | WEE MAN TROUBLE | 5 | 9.2m | 3:23.11 | 58.86s (1) | 29.07s (2) |
| 5 | FOURSHARESMOREBEE | 6 | 16.2m | 3:23.65 | 59.67s (0) | 29.87s (0) |
| 2 | ROSEHILL MAGIC | 7 | 17.4m | 3:23.75 | 60.11s (0) | 30.28s (0) |
| 4 | MIRACLE RISING | 8 | 19.1m | 3:23.88 | 59.24s (0) | 29.45s (0) |
| 1 | SPIRIT WALKER | 9 | 31.7m | 3:24.85 | 61.43s (1) | 31.30s (1) |
| 8 | GREG THE GREAT | 10 | 114.3m | 3:31.24 | 63.20s (0) | 31.65s (0) |

Finish Position and metres gained from 800m



Sectionals
Powered by



Home of Australian Harness Sectionals

Get your sectionals delivered to your inbox daily

Check out www.pjdata.com.au



The Racing Queensland Board (trading as Racing Queensland) and provider are not responsible for the completeness or accuracy of any of the information contained herein, and makes no representations about its suitability for any purpose.

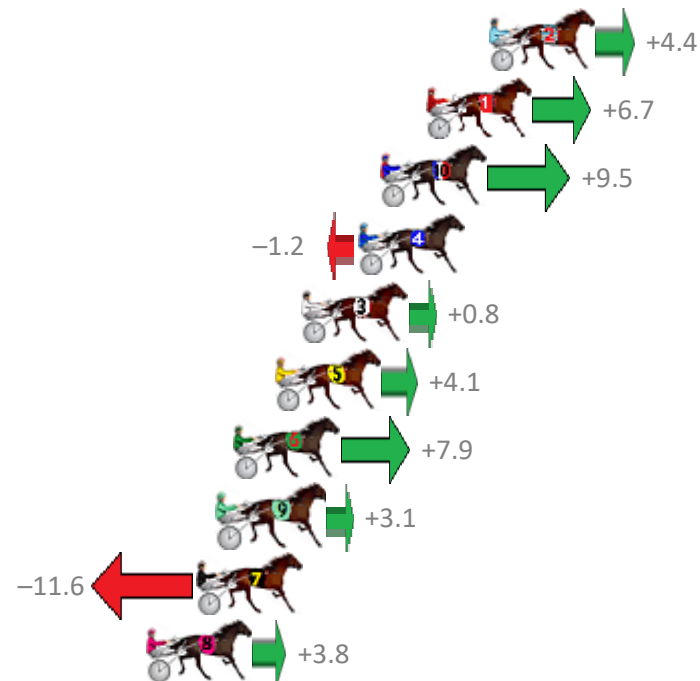
Albion Park Race 3 Distance 1660m

Friday, 22 May 2020

Gross Time: 2:01.90 MileRate: 1:58.20 LeadTime: 3.40s First Qtr: 26.90s Second Qtr: 31.80s Third Qtr: 29.50s Fourth Qtr: 30.30s

| NoHorse | Plc | Margin | Time | 800Time (W) | 400 Time (W) |
|--------------------|-----|--------|---------|-------------|--------------|
| 2 SHEZ ALL STYLE | 1 | 0.0m | 2:01.90 | 59.47s (0) | 29.97s (0) |
| 1 CHUMP CHOP | 2 | 2.5m | 2:02.10 | 59.30s (0) | 29.81s (0) |
| 10 SOMEHOWSOMEWAY | 3 | 4.3m | 2:02.24 | 59.09s (2) | 30.22s (2) |
| 4 BRIGHTON PRINCE | 4 | 5.2m | 2:02.31 | 59.89s (1) | 30.44s (1) |
| 3 APACHE WHITESOX | 5 | 7.4m | 2:02.49 | 59.74s (1) | 30.28s (1) |
| 5 OUR RIDGY DIDGE | 6 | 8.5m | 2:02.57 | 59.50s (1) | 30.02s (1) |
| 6 MODERNDAY FALCON | 7 | 10.1m | 2:02.70 | 59.21s (0) | 29.80s (1) |
| 9 SIXPENNY RED | 8 | 10.7m | 2:02.75 | 59.57s (0) | 30.10s (0) |
| 7 LIVING FREE | 9 | 11.6m | 2:02.82 | 60.66s (0) | 31.17s (0) |
| 8 LITTLEDEE | 10 | 13.6m | 2:02.98 | 59.52s (1) | 30.39s (2) |

Finish Position and metres gained from 800m



Sectionals
Powered by



Home of Australian Harness Sectionals

Get your sectionals delivered to your inbox daily

Check out www.pjdata.com.au



The Racing Queensland Board (trading as Racing Queensland) and provider are not responsible for the completeness or accuracy of any of the information contained herein, and makes no representations about its suitability for any purpose.

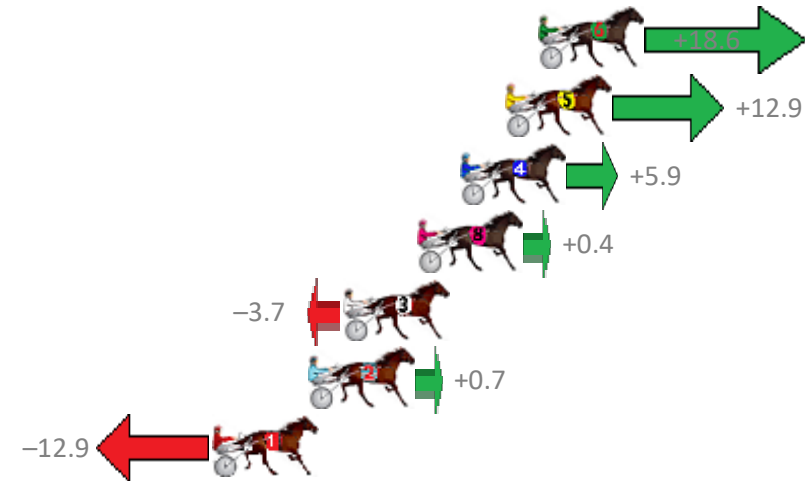
Albion Park Race 4 Distance 1660m

Friday, 22 May 2020

Gross Time: 1:58.70 MileRate: 1:55.00 LeadTime: 3.50s First Qtr: 27.50s Second Qtr: 29.50s Third Qtr: 29.00s Fourth Qtr: 29.20s

| NoHorse | Plc | Margin | Time | 800Time (W) | 400 Time (W) |
|------------------|-----|--------|---------|-------------|--------------|
| 6 DEMETER | 1 | 0.0m | 1:58.70 | 56.85s (1) | 28.36s (1) |
| 5 HARPAGUS | 2 | 1.3m | 1:58.80 | 57.27s (1) | 28.76s (2) |
| 4 COMIGAL | 3 | 3.1m | 1:58.94 | 57.77s (1) | 29.19s (2) |
| 8 RED CHARMER | 4 | 4.8m | 1:59.07 | 58.17s (0) | 29.20s (0) |
| 3 LAUGHING EMOJI | 5 | 7.7m | 1:59.29 | 58.47s (1) | 29.72s (1) |
| 2 CHINOOK WINDS | 6 | 9.1m | 1:59.40 | 58.15s (0) | 29.15s (0) |
| 1 KINETIC KATE | 7 | 12.9m | 1:59.69 | 59.13s (0) | 30.14s (0) |

Finish Position and metres gained from 800m



Sectionals
Powered by



Home of Australian Harness Sectionals

Get your sectionals delivered to your inbox daily

Check out www.pjdata.com.au



The Racing Queensland Board (trading as Racing Queensland) and provider are not responsible for the completeness or accuracy of any of the information contained herein, and makes no representations about its suitability for any purpose.


Albion Park Race 5 Distance 1660m

Friday, 22 May 2020

Gross Time: 2:01.20 MileRate: 1:57.50 LeadTime: 3.60s First Qtr: 28.60s Second Qtr: 31.80s Third Qtr: 29.70s Fourth Qtr: 27.50s

| NoHorse | Plc | Margin | Time | 800Time (W) | 400 Time (W) |
|--------------------|-----|--------|---------|-------------|--------------|
| 2 MONTANA LAD | 1 | 0.0m | 2:01.20 | 57.20s (0) | 27.50s (0) |
| 3 GOOD AS IT GETS | 2 | 1.1m | 2:01.28 | 56.98s (1) | 27.34s (1) |
| 9 BETTATHANIDEAL | 3 | 2.6m | 2:01.39 | 56.79s (1) | 27.14s (1) |
| 10 GOLIGHTLY | 4 | 7.2m | 2:01.72 | 56.80s (1) | 27.16s (1) |
| 4 HUGHIES SISTER | 5 | 10.0m | 2:01.92 | 57.04s (2) | 27.71s (2) |
| 8 ITSMEGS | 6 | 11.9m | 2:02.06 | 57.41s (0) | 27.67s (0) |
| 1 BELLA GODIVA | 7 | 15.3m | 2:02.31 | 57.95s (0) | 28.20s (0) |
| 7 TORQUE WRITER | 8 | 19.6m | 2:02.62 | 57.63s (0) | 27.84s (0) |
| 6 WHERE'S TASCOTT | 9 | 20.6m | 2:02.69 | 57.47s (2) | 28.20s (3) |
| 5 THE RAGNBONE MAN | 10 | 21.2m | 2:02.73 | 57.48s (1) | 27.79s (1) |

Finish Position and metres gained from 800m



Sectionals
Powered by



Home of Australian Harness Sectionals

Get your sectionals delivered to your inbox daily

Check out www.pjdata.com.au



The Racing Queensland Board (trading as Racing Queensland) and provider are not responsible for the completeness or accuracy of any of the information contained herein, and makes no representations about its suitability for any purpose.

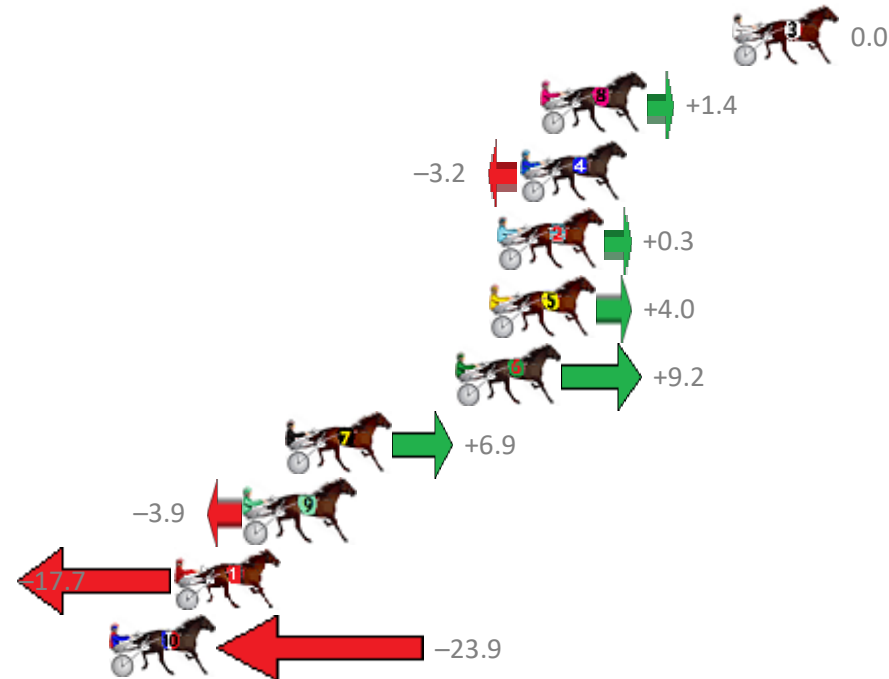
Albion Park Race 6 Distance 1660m

Friday, 22 May 2020

Gross Time: 1:59.50 MileRate: 1:55.80 LeadTime: 3.40s First Qtr: 29.00s Second Qtr: 30.20s Third Qtr: 28.50s Fourth Qtr: 28.40s

| NoHorse | Plc | Margin | Time | 800Time (W) | 400 Time (W) |
|----------------------|-----|--------|---------|-------------|--------------|
| 3 THE CRUISE MISSILE | 1 | 0.0m | 1:59.50 | 56.90s (0) | 28.40s (0) |
| 8 MAJOR GENERALJUJON | 2 | 7.6m | 2:00.07 | 56.80s (0) | 28.29s (0) |
| 4 KOTIRO | 3 | 8.4m | 2:00.13 | 57.13s (1) | 28.50s (1) |
| 2 AQUA CRUISER | 4 | 9.3m | 2:00.19 | 56.88s (1) | 28.28s (2) |
| 5 LIFES A JUNGLE | 5 | 9.6m | 2:00.22 | 56.62s (0) | 28.10s (0) |
| 6 NO CONFESSION | 6 | 11.0m | 2:00.32 | 56.25s (1) | 27.98s (2) |
| 7 HEZA BROMAC | 7 | 17.7m | 2:00.82 | 56.41s (1) | 28.10s (2) |
| 9 PINUP BOY | 8 | 19.3m | 2:00.94 | 57.18s (1) | 28.58s (1) |
| 1 RED TERROR | 9 | 22.1m | 2:01.15 | 58.15s (0) | 29.65s (0) |
| 10 AT WEST POINT | 10 | 24.7m | 2:01.34 | 58.59s (1) | 29.95s (1) |

Finish Position and metres gained from 800m



Sectionals
Powered by



Home of Australian Harness Sectionals

Get your sectionals delivered to your inbox daily

Check out www.pjdata.com.au



The Racing Queensland Board (trading as Racing Queensland) and provider are not responsible for the completeness or accuracy of any of the information contained herein, and makes no representations about its suitability for any purpose.

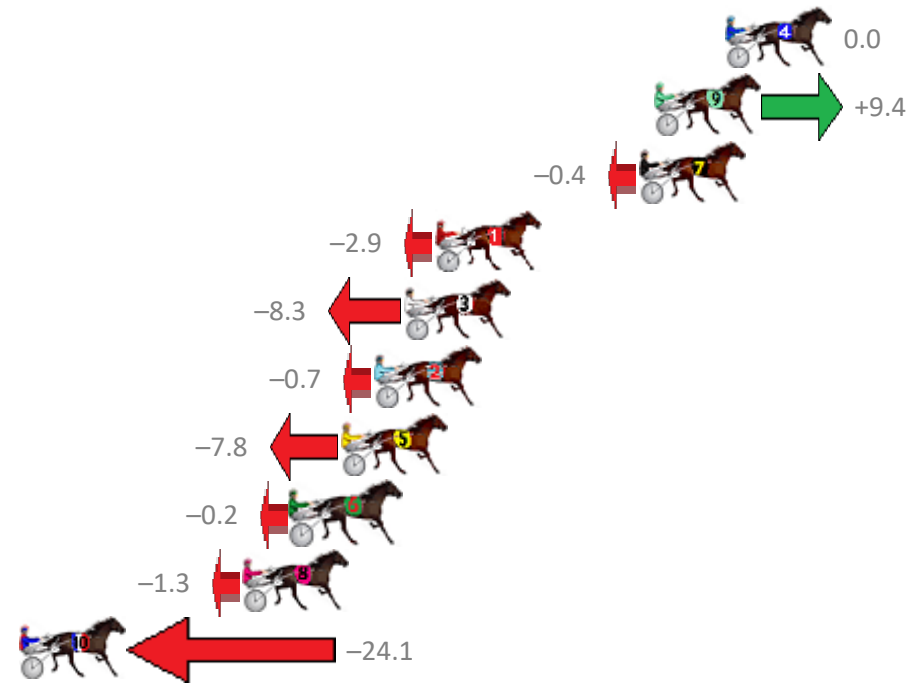
Albion Park Race 7 Distance 1660m

Friday, 22 May 2020

Gross Time: 1:59.50 MileRate: 1:55.80 LeadTime: 3.40s First Qtr: 28.70s Second Qtr: 30.70s Third Qtr: 28.40s Fourth Qtr: 28.30s

| NoHorse | Plc | Margin | Time | 800Time (W) | 400 Time (W) |
|-----------------------|-----|--------|---------|-------------|--------------|
| 4 ULTIMATE AD | 1 | 0.0m | 1:59.50 | 56.70s (0) | 28.30s (0) |
| 9 SPRING CAMPAIGN | 2 | 2.8m | 1:59.71 | 56.04s (1) | 27.64s (1) |
| 7 CAUTIVAR | 3 | 3.4m | 1:59.75 | 56.73s (1) | 28.37s (1) |
| 1 TOP FLIGHT CRUIZE | 4 | 11.5m | 2:00.36 | 56.90s (0) | 28.45s (0) |
| 3 THE DOORMAN | 5 | 12.7m | 2:00.44 | 57.28s (0) | 28.86s (0) |
| 2 OASIS DREAM | 6 | 13.9m | 2:00.53 | 56.75s (0) | 28.28s (0) |
| 5 KILLARA KAOS | 7 | 15.2m | 2:00.63 | 57.25s (1) | 28.83s (1) |
| 6 HANDSOME HERO | 8 | 17.2m | 2:00.78 | 56.71s (2) | 28.83s (2) |
| 8 TACT BESS | 9 | 19.1m | 2:00.92 | 56.79s (0) | 28.31s (0) |
| 10 BRADNESS ELDEFUEGO | 10 | 35.9m | 2:02.17 | 58.40s (2) | 30.45s (2) |

Finish Position and metres gained from 800m



Sectionals
Powered by



Home of Australian Harness Sectionals

Get your sectionals delivered to your inbox daily

Check out www.pjdata.com.au




The Racing Queensland Board (trading as Racing Queensland) and provider are not responsible for the completeness or accuracy of any of the information contained herein, and makes no representations about its suitability for any purpose.

Albion Park Race 8 Distance 1660m

Friday, 22 May 2020

Gross Time: 1:58.70 MileRate: 1:55.10 LeadTime: 3.70s First Qtr: 29.50s Second Qtr: 28.90s Third Qtr: 28.50s Fourth Qtr: 28.10s

| NoHorse | Plc | Margin | Time | 800Time (W) | 400 Time (W) |
|-----------------------|-----|--------|---------|-------------|--------------|
| 10 SPEECH IS SILVER | 1 | 0.0m | 1:58.70 | 55.40s (1) | 27.14s (2) |
| 2 LETTUCE FIRE STAR | 2 | 5.0m | 1:59.07 | 56.95s (0) | 28.45s (0) |
| 1 NEW MERELLA SHARKIE | 3 | 9.7m | 1:59.42 | 56.93s (0) | 28.44s (0) |
| 8 KAPOW SHANNON | 4 | 10.1m | 1:59.45 | 56.65s (0) | 28.16s (0) |
| 4 LEXUS ON THE BEACH | 5 | 13.2m | 1:59.67 | 57.26s (1) | 28.69s (1) |
| 3 JUMPING JOLT | 6 | 13.8m | 1:59.72 | 56.99s (1) | 28.71s (2) |
| 6 SHERIFF JUJON | 7 | 14.3m | 1:59.76 | 56.62s (0) | 28.12s (0) |
| 5 KURAHAUPO GAMBLER | 8 | 15.0m | 1:59.81 | 56.14s (1) | 27.85s (2) |
| 9 HES OKEY DOKEY | 9 | 16.6m | 1:59.93 | 56.90s (1) | 28.59s (2) |
| 7 MUCH BETTOR | 10 | 17.8m | 2:00.01 | 56.52s (0) | 28.20s (1) |



Sectionals
Powered by



Home of Australian Harness Sectionals

Get your sectionals delivered to your inbox daily

Check out www.pjdata.com.au



The Racing Queensland Board (trading as Racing Queensland) and provider are not responsible for the completeness or accuracy of any of the information contained herein, and makes no representations about its suitability for any purpose.

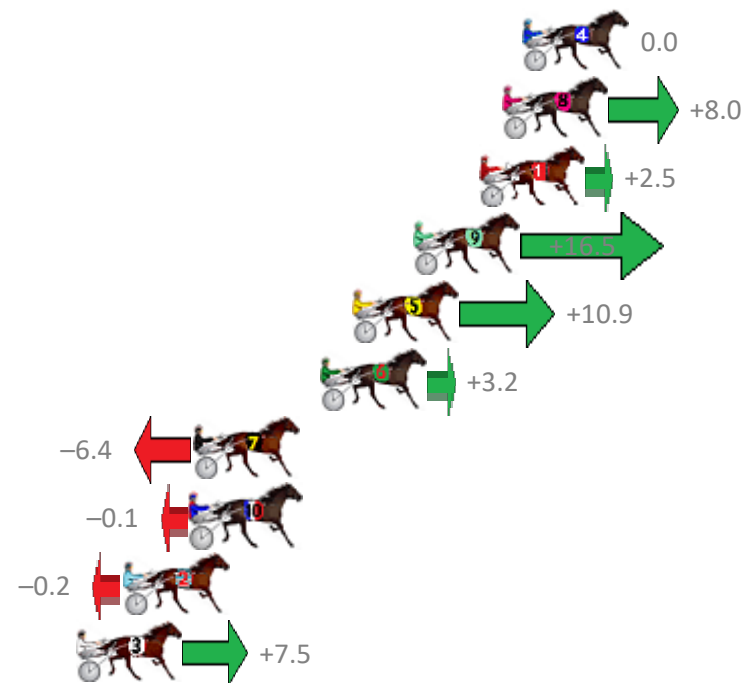
Albion Park Race 9 Distance 2138m

Friday, 22 May 2020

Gross Time: 2:35.00 MileRate: 1:56.70 LeadTime: 37.70s First Qtr: 30.80s Second Qtr: 29.70s Third Qtr: 28.60s Fourth Qtr: 28.20s

| NoHorse | Plc | Margin | Time | 800Time (W) | 400 Time (W) |
|---------------------|-----|--------|---------|-------------|--------------|
| 4 INVINCIBLE LOXTON | 1 | 0.0m | 2:35.00 | 56.80s (0) | 28.20s (0) |
| 8 SLICE OF HEAVEN | 2 | 0.8m | 2:35.06 | 56.24s (0) | 27.64s (0) |
| 1 MARETTI | 3 | 1.7m | 2:35.13 | 56.62s (0) | 28.02s (0) |
| 9 MIDNIGHT MAN | 4 | 4.3m | 2:35.32 | 55.64s (1) | 27.25s (2) |
| 5 MY MASTERCRAFTSMA | 5 | 6.7m | 2:35.50 | 56.03s (0) | 27.46s (1) |
| 6 JUST ROKIN | 6 | 8.0m | 2:35.59 | 56.57s (1) | 28.21s (2) |
| 7 SOLE AMBITION | 7 | 13.0m | 2:35.96 | 57.25s (1) | 28.76s (1) |
| 10 CLARKEY | 8 | 13.1m | 2:35.97 | 56.81s (0) | 28.25s (1) |
| 2 JAMES DEAN | 9 | 15.8m | 2:36.17 | 56.81s (1) | 28.37s (2) |
| 3 SO KOOL MASTER | 10 | 17.7m | 2:36.31 | 56.27s (1) | 27.90s (2) |

Finish Position and metres gained from 800m



Sectionals
Powered by



Home of Australian Harness Sectionals

Get your sectionals delivered to your inbox daily

Check out www.pjdata.com.au



The Racing Queensland Board (trading as Racing Queensland) and provider are not responsible for the completeness or accuracy of any of the information contained herein, and makes no representations about its suitability for any purpose.