

# Albion Park Race 1 Distance 1628m

Tuesday, 9 June 2020

Gross Time: 2:11.60 MileRate: 2:09.30 LeadTime: 3.00s First Qtr: 35.50s Second Qtr: 32.30s Third Qtr: 30.30s Fourth Qtr: 30.50s

NoHorse	Plc	Margin	Time	800Time (W)	400 Time (W)
4 OKANAGAN	1	0.0m	2:11.60	60.80s (0)	30.50s (0)
2 IGNITE	2	4.8m	2:11.98	60.45s (0)	29.89s (0)
3 DEFENSIVE GUY	3	8.5m	2:12.28	61.09s (0)	30.69s (0)
1 DEAD SET MUSCLE	4	61.1m	2:16.48	61.64s (0)	31.72s (0)

Finish Position and metres gained from 800m



Sectionals  
Powered by



Home of Australian Harness Sectionals

Get your sectionals delivered to your inbox daily

Check out [www.pjdata.com.au](http://www.pjdata.com.au)



The Racing Queensland Board (trading as Racing Queensland) and provider are not responsible for the completeness or accuracy of any of the information contained herein, and makes no representations about its suitability for any purpose.

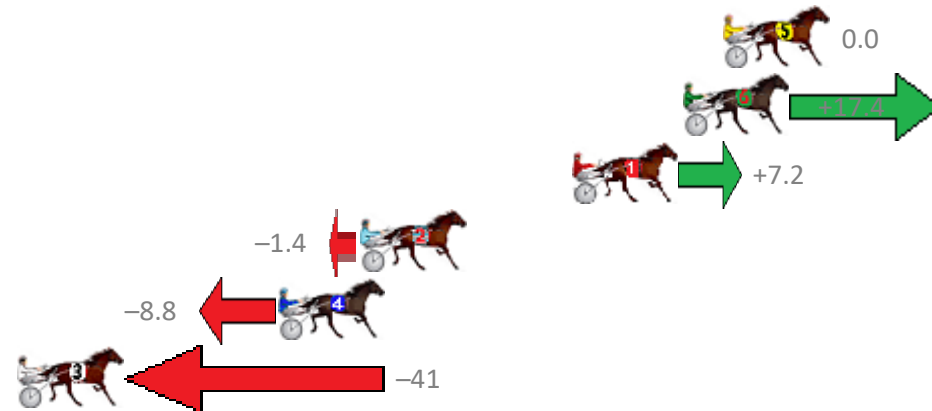
# Albion Park Race 2 Distance 1628m

Tuesday, 9 June 2020

Gross Time: 2:03.20 MileRate: 2:01.80 LeadTime: 2.50s First Qtr: 30.10s Second Qtr: 31.10s Third Qtr: 29.50s Fourth Qtr: 30.00s

NoHorse	Plc	Margin	Time	800Time (W)	400 Time (W)
5 AURORA	1	0.0m	2:03.20	59.50s (0)	30.00s (0)
6 MISS MAIA	2	1.6m	2:03.33	58.21s (0)	28.96s (1)
1 SHEGOTSASS	3	6.0m	2:03.67	58.97s (1)	30.04s (1)
2 NO LOVE ABOUT IT	4	14.4m	2:04.33	59.60s (0)	30.27s (1)
4 FIRST OFFENCE	5	17.6m	2:04.58	60.15s (0)	30.57s (0)
3 INDEFENSIBLE	6	44.5m	2:06.70	62.47s (0)	32.98s (0)

Finish Position and metres gained from 800m



Sectionals  
Powered by



Home of Australian Harness Sectionals

Get your sectionals delivered to your inbox daily

Check out [www.pjdata.com.au](http://www.pjdata.com.au)



The Racing Queensland Board (trading as Racing Queensland) and provider are not responsible for the completeness or accuracy of any of the information contained herein, and makes no representations about its suitability for any purpose.

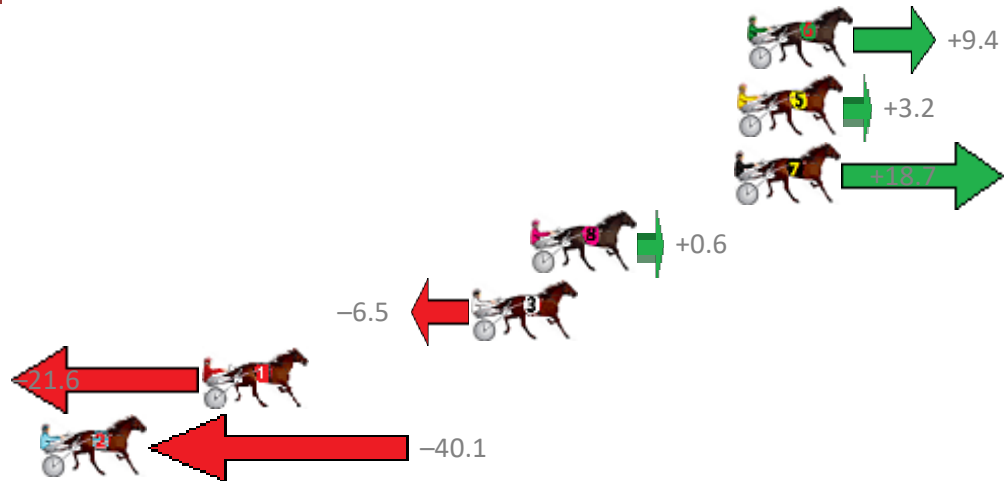
# Albion Park Race 3 Distance 1660m

Tuesday, 9 June 2020

Gross Time: 2:00.80 MileRate: 1:57.20 LeadTime: 3.40s First Qtr: 27.80s Second Qtr: 30.90s Third Qtr: 29.10s Fourth Qtr: 29.60s

NoHorse	Plc	Margin	Time	800Time (W)	400 Time (W)
6 SUPERBON	1	0.0m	2:00.80	58.01s (1)	29.17s (1)
5 BAILEYS WITH LEGS	2	0.4m	2:00.83	58.47s (1)	29.63s (1)
7 CHAMONIX	3	0.5m	2:00.84	57.34s (1)	29.62s (2)
8 ROYAL PRINCESS	4	8.6m	2:01.47	58.66s (0)	29.41s (1)
3 AMANDER	5	10.9m	2:01.65	59.17s (0)	29.98s (0)
1 DATSINAHURRI	6	21.6m	2:02.48	60.28s (0)	31.07s (0)
2 ANGEL I AM	7	54.5m	2:05.03	61.63s (1)	32.26s (1)

Finish Position and metres gained from 800m



Sectionals  
Powered by



Home of Australian Harness Sectionals

Get your sectionals delivered to your inbox daily

Check out [www.pjdata.com.au](http://www.pjdata.com.au)



The Racing Queensland Board (trading as Racing Queensland) and provider are not responsible for the completeness or accuracy of any of the information contained herein, and makes no representations about its suitability for any purpose.

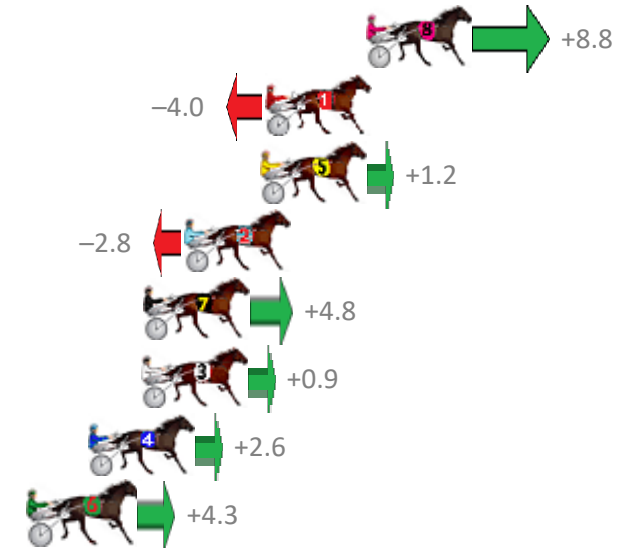
# Albion Park Race 4 Distance 1660m

Tuesday, 9 June 2020

Gross Time: 2:03.30 MileRate: 1:59.50 LeadTime: 3.50s First Qtr: 29.90s Second Qtr: 32.10s Third Qtr: 28.90s Fourth Qtr: 28.90s

NoHorse	Plc	Margin	Time	800Time (W)	400 Time (W)
8 HEARTBREAK	1	0.0m	2:03.30	57.17s (0)	28.02s (0)
1 MONTANA MYSTIQUE	2	4.0m	2:03.60	58.09s (0)	29.06s (0)
5 GIDUP CAPTAIN	3	4.2m	2:03.62	57.71s (1)	29.20s (1)
2 LEFTMEATTHEBAR	4	7.2m	2:03.85	58.00s (0)	28.87s (0)
7 PRINCESS CHILLA	5	8.8m	2:03.97	57.46s (0)	28.25s (0)
3 AURORA ROSE	6	8.9m	2:03.98	57.74s (1)	29.11s (1)
4 JOY TO ALL	7	11.0m	2:04.13	57.61s (1)	28.68s (1)
6 UGOTTAWANTIT	8	13.3m	2:04.31	57.49s (1)	28.55s (1)

Finish Position and metres gained from 800m



Sectionals  
Powered by



Home of Australian Harness Sectionals

Get your sectionals delivered to your inbox daily

Check out [www.pjdata.com.au](http://www.pjdata.com.au)



The Racing Queensland Board (trading as Racing Queensland) and provider are not responsible for the completeness or accuracy of any of the information contained herein, and makes no representations about its suitability for any purpose.

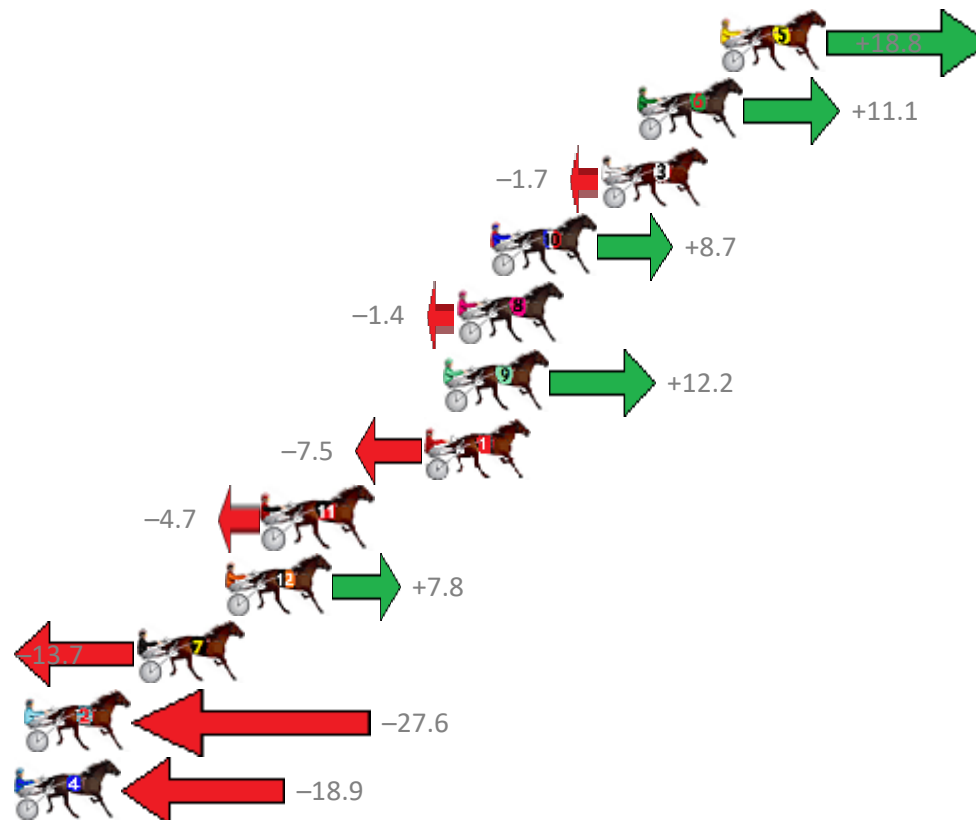
# Albion Park Race 5 Distance 2138m

Tuesday, 9 June 2020

Gross Time: 2:40.40 MileRate: 2:00.70 LeadTime: 40.60s First Qtr: 30.30s Second Qtr: 30.10s Third Qtr: 29.20s Fourth Qtr: 30.20s

NoHorse	Plc	Margin	Time	800Time (W)	400 Time (W)
5 MUSCULUS	1	0.0m	2:40.40	58.01s (1)	29.49s (2)
6 JUSTABILIKEMUM	2	3.3m	2:40.66	58.58s (1)	30.06s (2)
3 HAVANA MAGIC	3	4.7m	2:40.77	59.53s (1)	30.48s (1)
10 JEDDY R YA READY	4	9.1m	2:41.12	58.76s (0)	29.59s (0)
8 MELPARK MAGIC	5	10.4m	2:41.22	59.50s (0)	30.32s (0)
9 MATATOKI	6	11.0m	2:41.27	58.50s (1)	29.97s (2)
1 IVANOV	7	11.7m	2:41.33	59.95s (0)	30.76s (0)
11 MIRACLE RISING	8	18.1m	2:41.83	59.75s (0)	30.58s (0)
12 QUIETLY SPOKEN	9	19.6m	2:41.95	58.82s (1)	30.26s (2)
7 ROSEHILL MAGIC	10	23.1m	2:42.23	60.41s (1)	31.33s (1)
2 IM THE COMMANDO	11	27.6m	2:42.58	61.44s (0)	32.27s (0)
4 SENITAS SUCCESS	12	40.9m	2:43.63	60.80s (0)	32.23s (1)

Finish Position and metres gained from 800m



Sectionals  
Powered by



Home of Australian Harness Sectionals

Get your sectionals delivered to your inbox daily

Check out [www.pjdata.com.au](http://www.pjdata.com.au)



The Racing Queensland Board (trading as Racing Queensland) and provider are not responsible for the completeness or accuracy of any of the information contained herein, and makes no representations about its suitability for any purpose.


# Albion Park Race 6 Distance 1660m

Tuesday, 9 June 2020

Gross Time: 1:58.60 MileRate: 1:55.00 LeadTime: 3.40s First Qtr: 28.10s Second Qtr: 31.40s Third Qtr: 28.10s Fourth Qtr: 27.60s

NoHorse	Plc	Margin	Time	800Time (W)	400 Time (W)
2 SOHO TSUNAMI	1	0.0m	1:58.60	55.70s (0)	27.60s (0)
1 SHADYS DELIGHT	2	3.4m	1:58.85	55.60s (0)	27.50s (0)
8 CUT FROM ROCK	3	8.9m	1:59.25	55.69s (0)	27.62s (1)
4 REDS GOOD TO GO	4	10.5m	1:59.36	56.21s (1)	28.18s (1)
9 HAVING THE FAITH	5	13.5m	1:59.58	56.11s (1)	28.20s (2)
6 MONTEREY JACK	6	15.6m	1:59.73	55.85s (0)	27.64s (0)
10 LEFT A HURRIKANE	7	16.9m	1:59.83	56.01s (1)	27.96s (2)
7 SCHEU CREEK	8	17.5m	1:59.87	55.68s (0)	27.44s (0)
5 NIFTY STUDLEIGH	9	22.5m	2:00.23	55.78s (1)	27.62s (2)
3 PHOTOZEN	10	23.9m	2:00.34	56.18s (1)	27.99s (1)

Finish Position and metres gained from 800m



Sectionals  
Powered by



Home of Australian Harness Sectionals

Get your sectionals delivered to your inbox daily

Check out [www.pjdata.com.au](http://www.pjdata.com.au)



The Racing Queensland Board (trading as Racing Queensland) and provider are not responsible for the completeness or accuracy of any of the information contained herein, and makes no representations about its suitability for any purpose.



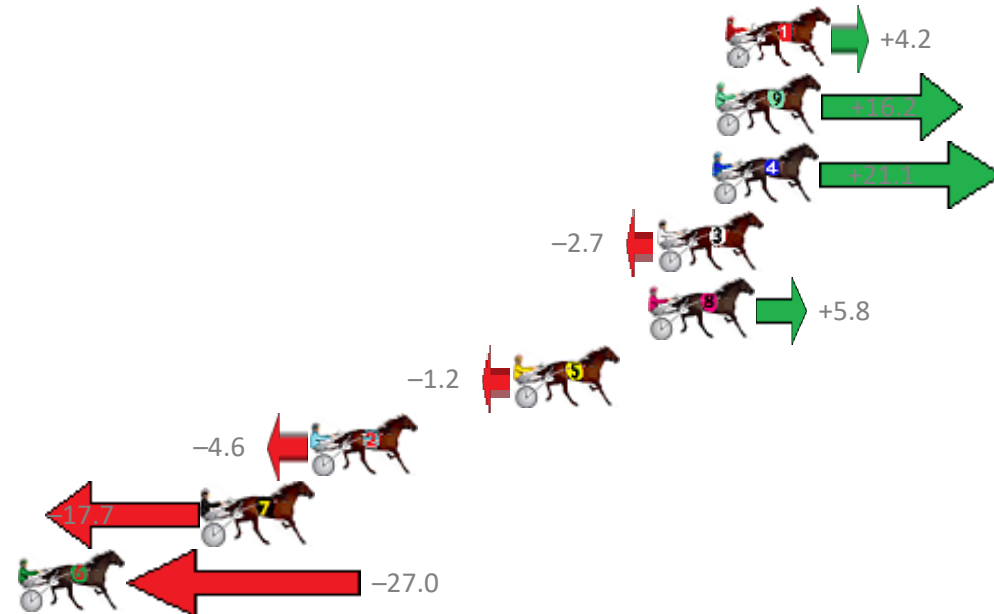
# Albion Park Race 7 Distance 1660m

Tuesday, 9 June 2020

Gross Time: 1:58.10 MileRate: 1:54.50 LeadTime: 3.20s First Qtr: 27.60s Second Qtr: 30.80s Third Qtr: 27.60s Fourth Qtr: 28.90s

NoHorse	Plc	Margin	Time	800Time (W)	400 Time (W)
1 LIVE ATOM	1	0.0m	1:58.10	56.21s (0)	28.58s (0)
9 JIGGLE AND JIVE	2	0.4m	1:58.13	55.36s (1)	28.87s (2)
4 JUST DEAL IT	3	0.5m	1:58.14	55.02s (1)	28.48s (2)
3 THE CRUISE MISSILE	4	2.7m	1:58.30	56.69s (0)	29.09s (0)
8 ROCKNROLL CLASSIC	5	3.0m	1:58.33	56.09s (0)	28.48s (0)
5 TIMELESS APPEAL	6	8.4m	1:58.74	56.58s (1)	28.96s (1)
2 THE DOORMAN	7	16.4m	1:59.34	56.82s (1)	29.23s (2)
7 B MAC C	8	20.7m	1:59.67	57.74s (1)	30.16s (1)
6 KEY LARGO	9	41.0m	2:01.21	58.40s (0)	30.19s (0)

Finish Position and metres gained from 800m



Sectionals  
Powered by



Home of Australian Harness Sectionals

Get your sectionals delivered to your inbox daily

Check out [www.pjdata.com.au](http://www.pjdata.com.au)



The Racing Queensland Board (trading as Racing Queensland) and provider are not responsible for the completeness or accuracy of any of the information contained herein, and makes no representations about its suitability for any purpose.

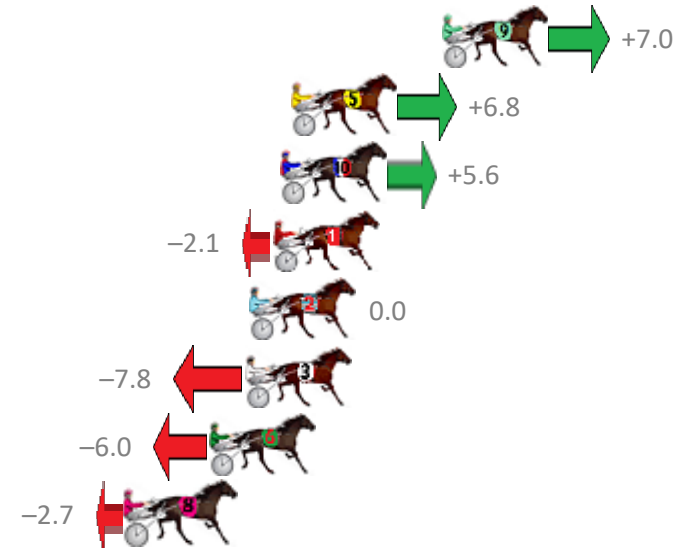
# Albion Park Race 8 Distance 2138m

Tuesday, 9 June 2020

Gross Time: 2:35.20 MileRate: 1:56.80 LeadTime: 37.40s First Qtr: 30.10s Second Qtr: 29.60s Third Qtr: 28.50s Fourth Qtr: 29.60s

NoHorse	Plc	Margin	Time	800Time (W)	400 Time (W)
9 THE HUMMER	1	0.0m	2:35.20	57.59s (2)	29.29s (2)
5 LANCELOT BROMAC	2	6.0m	2:35.67	57.61s (2)	29.29s (2)
10 AQUA CRUISER	3	6.4m	2:35.70	57.70s (1)	29.23s (1)
1 DOOLITTLE DOOZZIE	4	6.7m	2:35.72	58.25s (0)	29.74s (0)
2 LETHAL STAR	5	7.6m	2:35.79	58.10s (1)	29.63s (1)
3 CHANCELESS CENTURY	6	7.8m	2:35.81	58.66s (0)	30.17s (0)
6 FEARLESS FAITH	7	9.2m	2:35.91	58.53s (1)	30.10s (1)
8 ALI DOWNUNDER	8	12.5m	2:36.17	58.29s (0)	29.80s (0)

Finish Position and metres gained from 800m



Sectionals  
Powered by



Home of Australian Harness Sectionals

Get your sectionals delivered to your inbox daily

Check out [www.pjdata.com.au](http://www.pjdata.com.au)



The Racing Queensland Board (trading as Racing Queensland) and provider are not responsible for the completeness or accuracy of any of the information contained herein, and makes no representations about its suitability for any purpose.



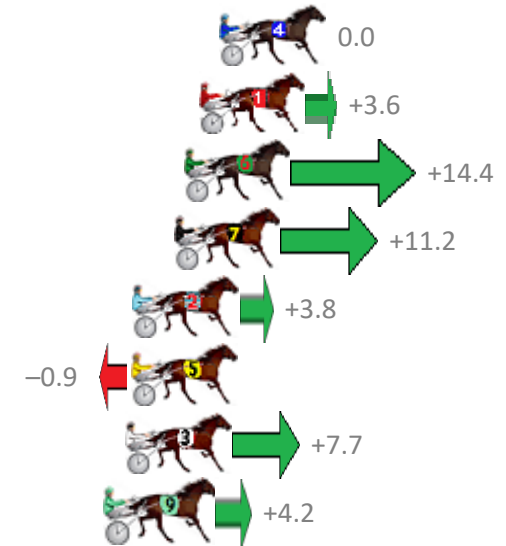
# Albion Park Race 9 Distance 1660m

Tuesday, 9 June 2020

Gross Time: 1:58.10 MileRate: 1:54.50 LeadTime: 3.40s First Qtr: 27.30s Second Qtr: 30.70s Third Qtr: 28.20s Fourth Qtr: 28.50s

NoHorse	Plc	Margin	Time	800Time (W)	400 Time (W)
4 OUTLAW FELLA	1	0.0m	1:58.10	56.70s (0)	28.50s (0)
1 JUSTA DALE	2	0.8m	1:58.16	56.45s (0)	28.24s (0)
6 HES OKEY DOKEY	3	1.4m	1:58.20	55.69s (1)	28.06s (2)
7 JUMPING JOLT	4	1.8m	1:58.23	55.91s (0)	27.71s (2)
2 OUR LITTLE DIGGER	5	3.4m	1:58.35	56.43s (1)	28.32s (1)
5 LEXUS ON THE BEACH	6	3.5m	1:58.36	56.76s (1)	28.65s (1)
3 UNASSUMING CHAMP	7	3.7m	1:58.38	56.16s (1)	28.04s (1)
9 THATS HOW WEROLL	8	4.4m	1:58.43	56.40s (0)	28.20s (0)

## Finish Position and metres gained from 800m



Sectionals  
Powered by



Home of Australian Harness Sectionals

Get your sectionals delivered to your inbox daily

Check out [www.pjdata.com.au](http://www.pjdata.com.au)



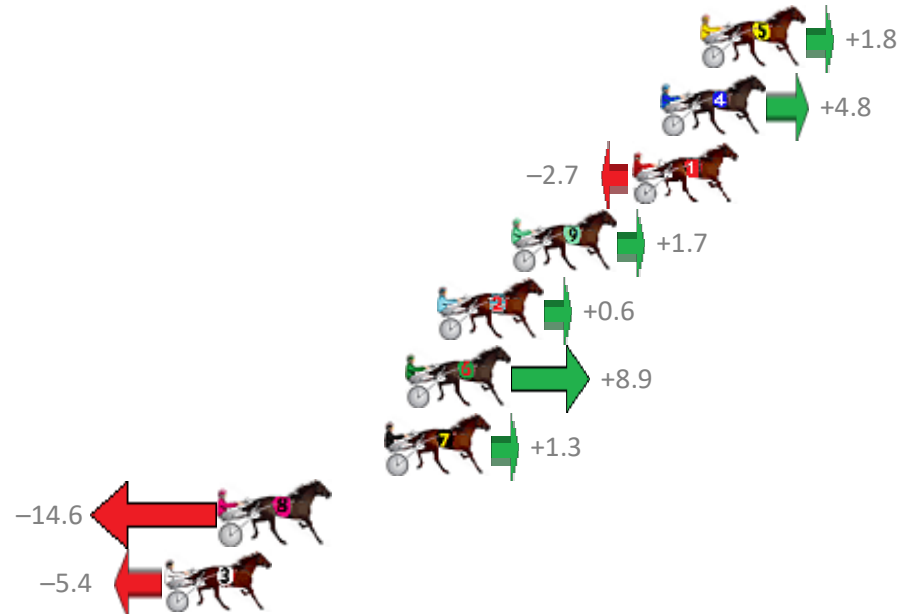
# Albion Park Race 10 Distance 1660m

Tuesday, 9 June 2020

Gross Time: 1:59.10 MileRate: 1:55.40 LeadTime: 3.50s First Qtr: 29.60s Second Qtr: 31.20s Third Qtr: 27.10s Fourth Qtr: 27.70s

NoHorse	Plc	Margin	Time	800Time (W)	400 Time (W)
5 NEWMERELLA SHARKIE	1	0.0m	1:59.10	54.68s (1)	27.69s (1)
4 BEAU CISHLOM	2	1.6m	1:59.22	54.47s (1)	27.51s (1)
1 MONTANA CHIEF	3	2.7m	1:59.30	54.98s (0)	27.89s (0)
9 MAJORDOIT	4	7.5m	1:59.65	54.68s (0)	27.60s (0)
2 PROFICIENT	5	10.4m	1:59.86	54.76s (1)	27.77s (1)
6 PSYCHEDELIC	6	11.7m	1:59.95	54.19s (1)	27.25s (2)
7 WITH AUTHORITY	7	12.5m	2:00.01	54.71s (0)	27.65s (0)
8 BLADE	8	19.0m	2:00.48	55.79s (0)	28.72s (0)
3 ROCKNROLL TURBO	9	21.2m	2:00.64	55.17s (1)	28.20s (1)

Finish Position and metres gained from 800m



Sectionals  
Powered by



Home of Australian Harness Sectionals

Get your sectionals delivered to your inbox daily

Check out [www.pjdata.com.au](http://www.pjdata.com.au)



The Racing Queensland Board (trading as Racing Queensland) and provider are not responsible for the completeness or accuracy of any of the information contained herein, and makes no representations about its suitability for any purpose.