

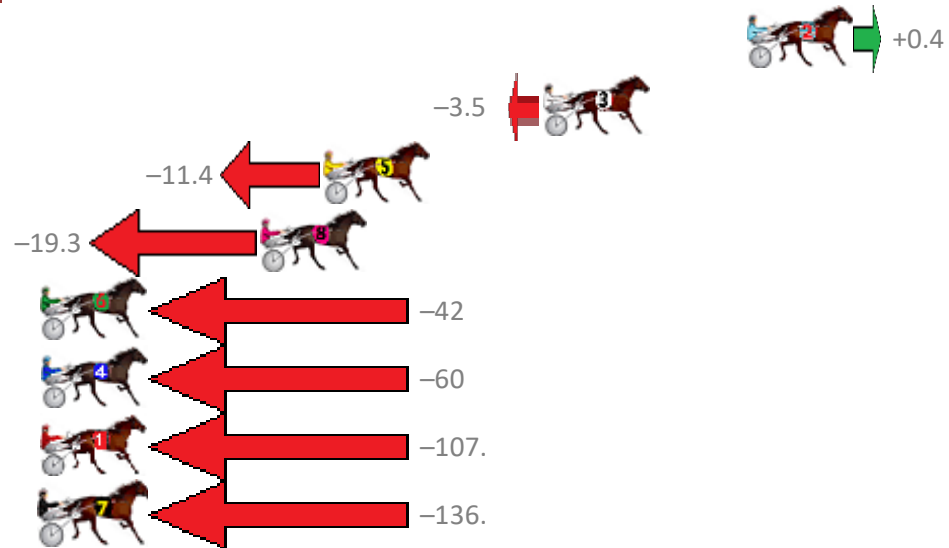
# Marburg Race 1 Distance 1850m

Monday, 29 June 2020

Gross Time: 2:20.80 MileRate: 2:02.50 LeadTime: 17.60s First Qtr: 32.30s Second Qtr: 32.10s Third Qtr: 29.60s Fourth Qtr: 29.20s

NoHorse	Plc	Margin	Time	800Time (W)	400 Time (W)
2 UTELLA	1	0.0m	2:20.80	58.77s (0)	29.20s (0)
3 TALENT IN SPADES	2	8.1m	2:21.42	59.06s (0)	29.40s (0)
5 HARRY CROFT	3	16.8m	2:22.09	59.63s (1)	29.90s (1)
8 BUTCHERFEELGOOD	4	19.3m	2:22.28	60.21s (1)	30.51s (1)
6 CRIKEY CAM	5	51.6m	2:24.75	61.87s (0)	31.55s (0)
4 TULLI BEE	6	71.3m	2:26.26	63.18s (1)	32.60s (0)
1 WHORUNSTHEWORLD	7	121.6m	2:30.11	66.66s (0)	35.52s (0)
7 SON OF A KNIGHT	8	141.1m	2:31.61	68.76s (2)	36.03s (0)

Finish Position and metres gained from 800m



Sectionals  
Powered by



Home of Australian Harness Sectionals

Get your sectionals delivered to your inbox daily

Check out [www.pjdata.com.au](http://www.pjdata.com.au)



The Racing Queensland Board (trading as Racing Queensland) and provider are not responsible for the completeness or accuracy of any of the information contained herein, and makes no representations about its suitability for any purpose.

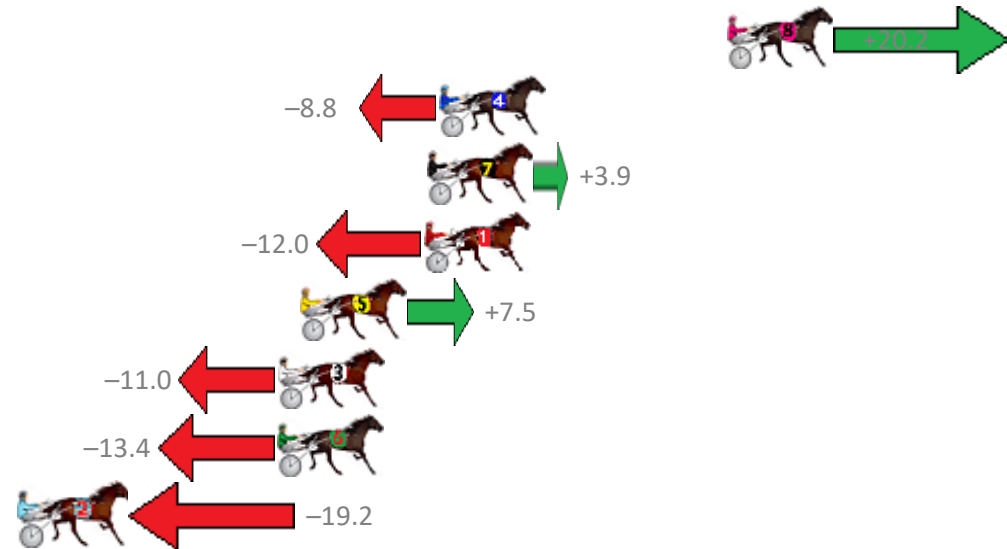
# Marburg Race 2 Distance 1850m

Monday, 29 June 2020

Gross Time: 2:19.60 MileRate: 2:01.50 LeadTime: 16.50s First Qtr: 31.40s Second Qtr: 32.20s Third Qtr: 29.80s Fourth Qtr: 29.70s

NoHorse	Plc	Margin	Time	800Time (W)	400 Time (W)
8 WESTERN SHOWGIRL	1	0.0m	2:19.60	58.01s (1)	28.78s (3)
4 MELTON LUCKY	2	11.4m	2:20.49	60.15s (1)	30.35s (1)
7 WECANONLYHOPE	3	11.9m	2:20.53	59.21s (1)	29.63s (1)
1 ITMIGHTBEYOU	4	12.0m	2:20.53	60.39s (0)	30.59s (0)
5 CHANG	5	16.9m	2:20.92	58.95s (1)	29.62s (0)
3 ITS YOU NOT ME	6	17.8m	2:20.99	60.31s (1)	30.50s (1)
6 SCHOOPY	6	17.8m	2:20.99	60.49s (0)	30.48s (0)
2 CAMPBELL BEST	8	30.6m	2:21.98	60.92s (1)	31.25s (2)

Finish Position and metres gained from 800m



Sectionals  
Powered by



Home of Australian Harness Sectionals

Get your sectionals delivered to your inbox daily

Check out [www.pjdata.com.au](http://www.pjdata.com.au)



The Racing Queensland Board (trading as Racing Queensland) and provider are not responsible for the completeness or accuracy of any of the information contained herein, and makes no representations about its suitability for any purpose.

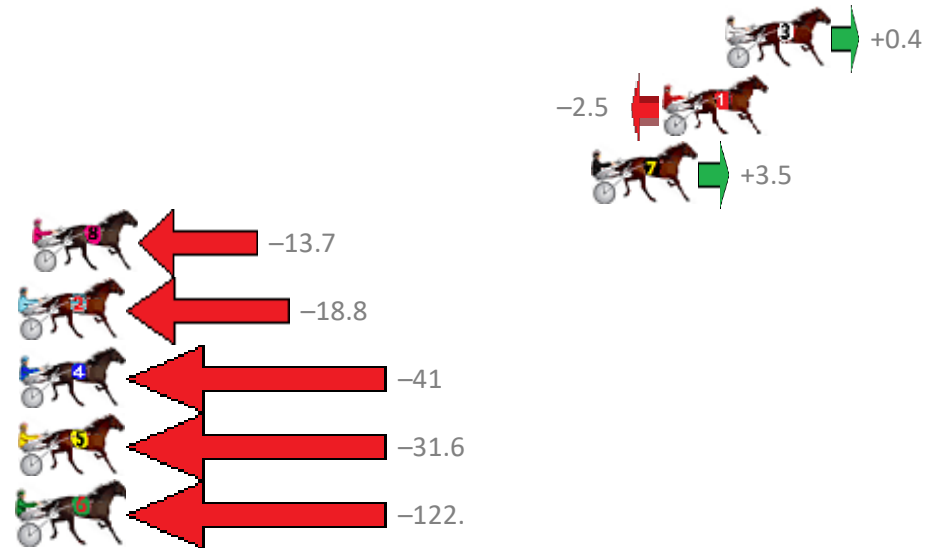
# Marburg Race 3 Distance 1850m

Monday, 29 June 2020

Gross Time: 2:21.10 MileRate: 2:02.70 LeadTime: 17.70s First Qtr: 32.70s Second Qtr: 32.10s Third Qtr: 29.50s Fourth Qtr: 29.10s

NoHorse	Plc	Margin	Time	800Time (W)	400 Time (W)
3 FORBIDDEN FEELINGS	1	0.0m	2:21.10	58.57s (1)	29.07s (1)
1 LITTLEDEE	2	2.5m	2:21.29	58.78s (0)	29.28s (0)
7 DOOLITTLE DANDY	3	5.3m	2:21.50	58.35s (0)	28.80s (0)
8 JINGLES BROMAC	4	27.5m	2:23.20	59.60s (1)	29.80s (1)
2 OOZINVILLE	5	28.0m	2:23.24	59.97s (1)	30.17s (1)
4 WATYOUSEEISWATUGE	6	45.3m	2:24.56	61.55s (1)	31.80s (1)
5 BAMBOLE NERE	7	50.0m	2:24.92	60.90s (1)	31.10s (1)
6 MODERN THOUGHT	8	126.3m	2:30.74	67.49s (0)	37.92s (0)

Finish Position and metres gained from 800m



Sectionals  
Powered by



**Home of Australian Harness Sectionals**

Get your sectionals delivered to your inbox daily

Check out [www.pjdata.com.au](http://www.pjdata.com.au)



The Racing Queensland Board (trading as Racing Queensland) and provider are not responsible for the completeness or accuracy of any of the information contained herein, and makes no representations about its suitability for any purpose.

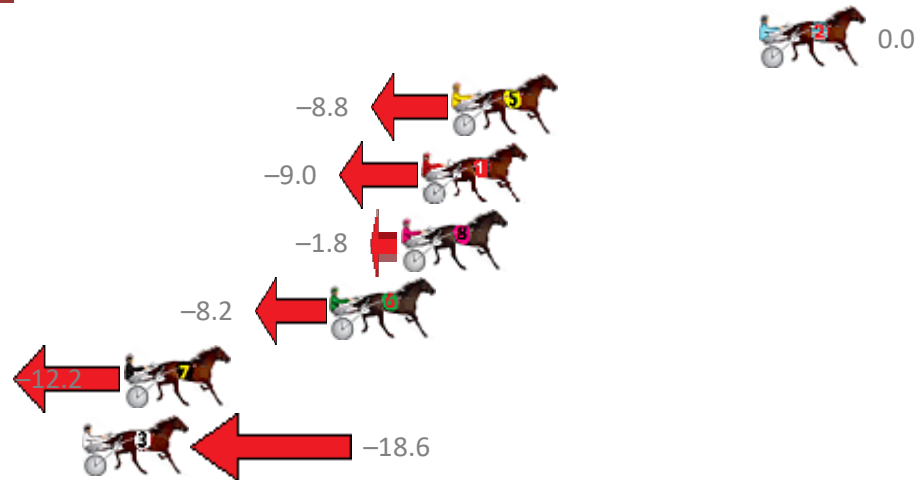
# Marburg Race 4 Distance 2200m

Monday, 29 June 2020

Gross Time: 2:47.10 MileRate: 2:02.20 LeadTime: 44.70s First Qtr: 31.50s Second Qtr: 31.40s Third Qtr: 30.20s Fourth Qtr: 29.30s

NoHorse	Plc	Margin	Time	800Time (W)	400 Time (W)
2 RANCHO MAN	1	0.0m	2:47.10	59.50s (0)	29.30s (0)
5 GUTS	2	12.2m	2:48.04	60.15s (1)	29.90s (1)
1 MERRYWOOD PEARL	3	13.4m	2:48.13	60.17s (0)	29.90s (0)
8 KAY NORA SHANNON	4	14.2m	2:48.19	59.63s (1)	29.34s (2)
6 BUKTHSYSTEM	5	17.0m	2:48.41	60.11s (0)	29.82s (0)
7 ITS ALL TORQUE	6	25.2m	2:49.04	60.40s (0)	30.04s (0)
3 DALLAS COWGIRL	7	26.8m	2:49.16	60.88s (1)	30.44s (1)

Finish Position and metres gained from 800m



Sectionals  
Powered by



Home of Australian Harness Sectionals

Get your sectionals delivered to your inbox daily

Check out [www.pjdata.com.au](http://www.pjdata.com.au)



The Racing Queensland Board (trading as Racing Queensland) and provider are not responsible for the completeness or accuracy of any of the information contained herein, and makes no representations about its suitability for any purpose.

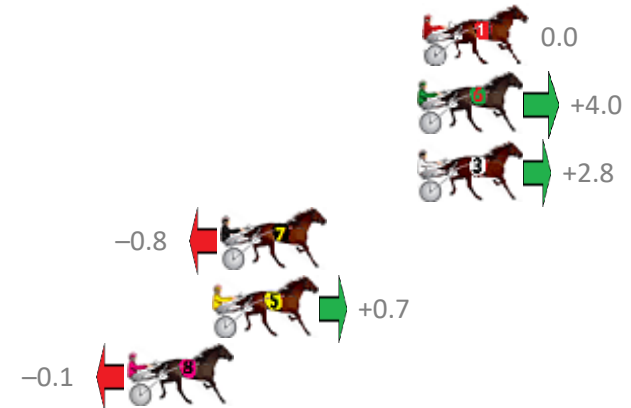
# Marburg Race 5 Distance 1850m

Monday, 29 June 2020

Gross Time: 2:17.00 MileRate: 1:59.20 LeadTime: 16.70s First Qtr: 29.70s Second Qtr: 30.80s Third Qtr: 29.10s Fourth Qtr: 30.70s

NoHorse	Plc	Margin	Time	800Time (W)	400 Time (W)
1 ROWDYS ACE	1	0.0m	2:17.00	59.80s (0)	30.70s (0)
6 MAFFIOSO GIRL	2	0.2m	2:17.02	59.50s (0)	30.38s (0)
3 MONTEREY JACK	3	0.2m	2:17.02	59.59s (1)	30.50s (1)
7 PITTSWORTH MAN	4	8.0m	2:17.64	59.86s (1)	30.68s (1)
5 OUR LITTLE GIRL	5	8.3m	2:17.67	59.75s (0)	30.65s (0)
8 NIGHT NINJA	6	11.7m	2:17.94	59.81s (1)	30.69s (2)

Finish Position and metres gained from 800m



Sectionals  
Powered by



Home of Australian Harness Sectionals

Get your sectionals delivered to your inbox daily

Check out [www.pjdata.com.au](http://www.pjdata.com.au)



The Racing Queensland Board (trading as Racing Queensland) and provider are not responsible for the completeness or accuracy of any of the information contained herein, and makes no representations about its suitability for any purpose.

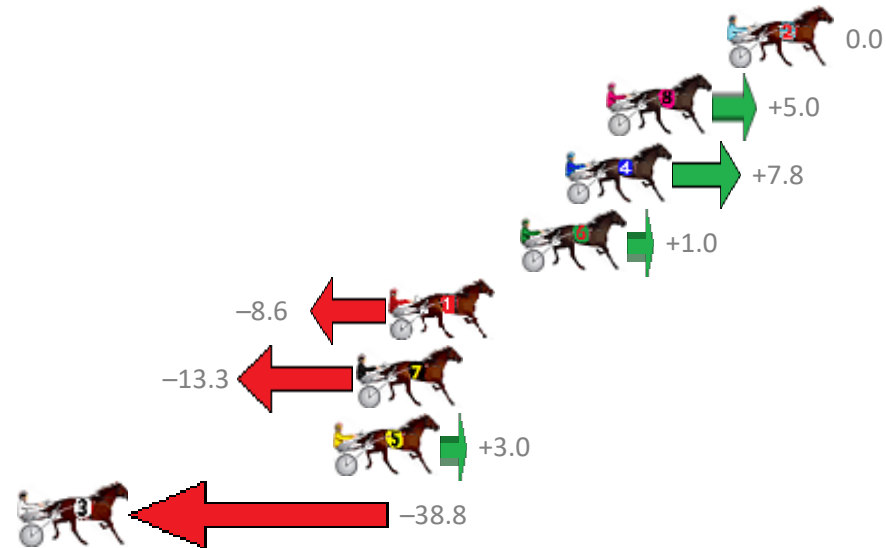
# Marburg Race 6 Distance 1850m

Monday, 29 June 2020

Gross Time: 2:16.50 MileRate: 1:58.70 LeadTime: 16.90s First Qtr: 29.90s Second Qtr: 30.90s Third Qtr: 29.00s Fourth Qtr: 29.80s

NoHorse	Plc	Margin	Time	800Time (W)	400 Time (W)
2 KARLOO MAC	1	0.0m	2:16.50	58.80s (0)	29.80s (0)
8 MAJORDOIT	2	4.8m	2:16.87	58.43s (1)	29.64s (1)
4 SPRINGFIELD SPIRIT	3	6.4m	2:17.00	58.23s (1)	29.58s (2)
6 ELMAUR JOY	4	8.2m	2:17.14	58.73s (0)	29.64s (0)
1 DOLLARBILL	5	13.4m	2:17.55	59.43s (0)	30.33s (0)
7 CIRCLE LINE	6	14.7m	2:17.65	59.77s (1)	30.70s (1)
5 SO BOBS YOUR UNCLE	7	15.6m	2:17.72	58.58s (2)	29.84s (1)
3 TAKITIMU EXPRESS	8	44.2m	2:19.95	61.64s (1)	31.92s (0)

Finish Position and metres gained from 800m



Sectionals  
Powered by



Home of Australian Harness Sectionals

Get your sectionals delivered to your inbox daily

Check out [www.pjdata.com.au](http://www.pjdata.com.au)



The Racing Queensland Board (trading as Racing Queensland) and provider are not responsible for the completeness or accuracy of any of the information contained herein, and makes no representations about its suitability for any purpose.

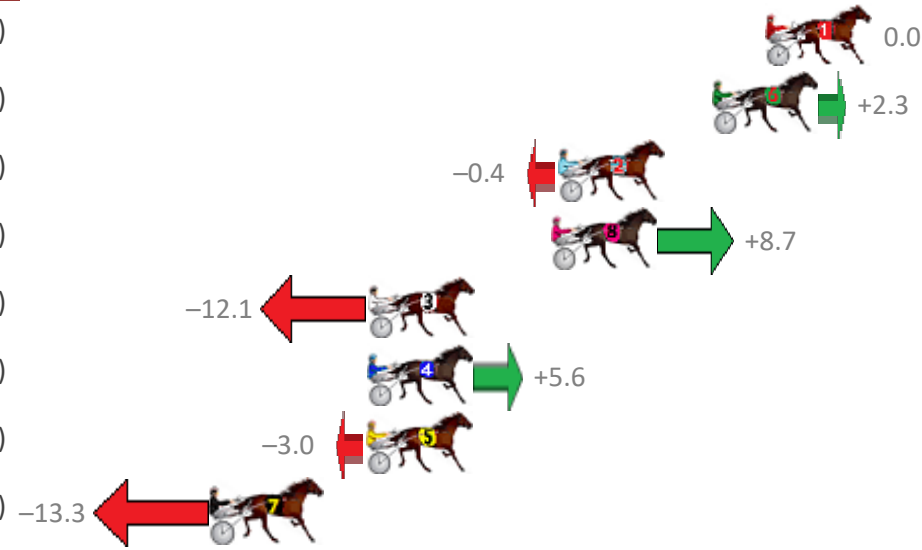
# Marburg Race 7 Distance 1850m

Monday, 29 June 2020

Gross Time: 2:19.40    MileRate: 2:01.30    LeadTime: 16.90s    First Qtr: 32.10s    Second Qtr: 32.10s    Third Qtr: 29.00s    Fourth Qtr: 29.30s

No	Horse	Plc	Margin	Time	800Time (W)	400 Time (W)
1	JACKS GAMBIT	1	0.0m	2:19.40	58.30s (0)	29.30s (0)
6	SCHEU CREEK	2	2.1m	2:19.56	58.13s (0)	29.07s (0)
2	DONT CALL ME	3	8.2m	2:20.03	58.33s (1)	29.34s (1)
8	BALLATOR THOR	4	8.5m	2:20.05	57.67s (1)	28.71s (1)
3	ANNAS BEST	5	15.7m	2:20.61	59.18s (1)	30.21s (1)
4	RAFFERTY DELIGHTS	6	15.8m	2:20.61	57.89s (1)	29.20s (2)
5	JEWEL OF PEAK	7	15.8m	2:20.61	58.52s (1)	29.55s (1)
7	DJANGO MACH	8	21.9m	2:21.08	59.26s (0)	30.14s (0)

Finish Position and metres gained from 800m



Sectionals  
Powered by



Home of Australian Harness Sectionals

Get your sectionals delivered to your inbox daily

Check out [www.pjdata.com.au](http://www.pjdata.com.au)



The Racing Queensland Board (trading as Racing Queensland) and provider are not responsible for the completeness or accuracy of any of the information contained herein, and makes no representations about its suitability for any purpose.

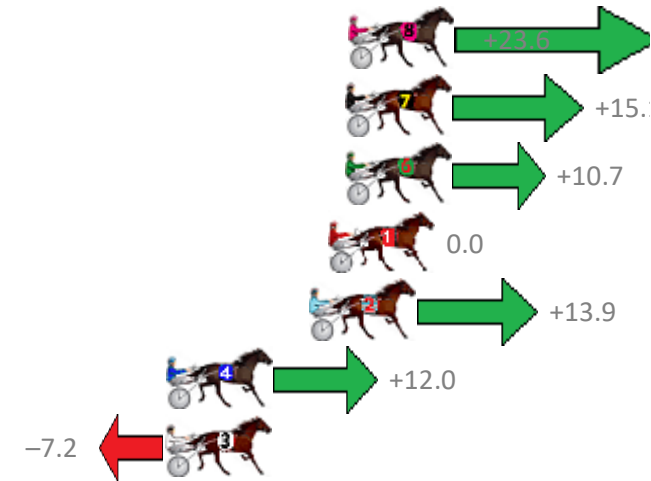
# Marburg Race 8 Distance 1850m

Monday, 29 June 2020

Gross Time: 2:16.10 MileRate: 1:58.40 LeadTime: 15.90s First Qtr: 28.60s Second Qtr: 30.30s Third Qtr: 29.70s Fourth Qtr: 31.60s

NoHorse	Plc	Margin	Time	800Time (W)	400 Time (W)
8 HUNZA VALLEY	1	0.0m	2:16.10	59.50s (0)	30.80s (0)
7 ELMS CREEK	2	0.1m	2:16.11	60.15s (0)	31.22s (0)
6 ALE ALE KAI	3	0.1m	2:16.11	60.48s (0)	31.36s (2)
1 VALOROSO HANOVER	4	0.8m	2:16.17	61.30s (0)	31.65s (0)
2 LIVE ATOM	5	1.5m	2:16.22	60.24s (1)	31.03s (1)
4 ASHKII	6	7.2m	2:16.69	60.39s (2)	31.07s (1)
3 AT WEST POINT	7	7.2m	2:16.69	61.85s (1)	32.17s (1)

Finish Position and metres gained from 800m



Sectionals  
Powered by



Home of Australian Harness Sectionals

Get your sectionals delivered to your inbox daily

Check out [www.pjdata.com.au](http://www.pjdata.com.au)



The Racing Queensland Board (trading as Racing Queensland) and provider are not responsible for the completeness or accuracy of any of the information contained herein, and makes no representations about its suitability for any purpose.