

Albion Park Race 1 Distance 1628m

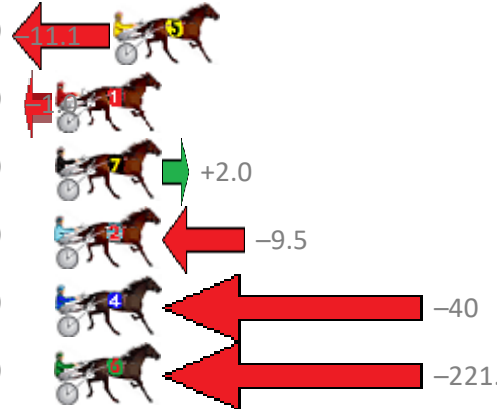
Tuesday, 7 July 2020

Gross Time: 2:06.90 MileRate: 2:05.40 LeadTime: 2.60s First Qtr: 32.60s Second Qtr: 31.30s Third Qtr: 30.70s Fourth Qtr: 29.70s

NoHorse Plc Margin Time 800Time (W) 400 Time (W)

3 ALDEBARAN SELENA	1	0.0m	2:06.90	60.40s	(0)	29.70s	(0)
5 DEAD SET MUSCLE	2	25.7m	2:08.90	61.23s	(0)	30.83s	(0)
1 OKANAGAN	3	28.6m	2:09.13	60.48s	(0)	30.22s	(0)
7 HURRIKANE SPIRIT	4	48.0m	2:10.64	60.25s	(0)	29.92s	(0)
2 DEFENSIVE GUY	5	69.5m	2:12.31	61.11s	(0)	30.40s	(0)
4 IMPERIAL POET	6	114.5m	2:15.81	63.37s	(1)	32.62s	(0)
6 IGNITE	7	371.9m	2:35.85	77.06s	(0)	38.70s	(0)

Finish Position and metres gained from 800m



Sectionals
Powered by



Home of Australian Harness Sectionals

Get your sectionals delivered to your inbox daily

Check out www.pjdata.com.au



The Racing Queensland Board (trading as Racing Queensland) and provider are not responsible for the completeness or accuracy of any of the information contained herein, and makes no representations about its suitability for any purpose.

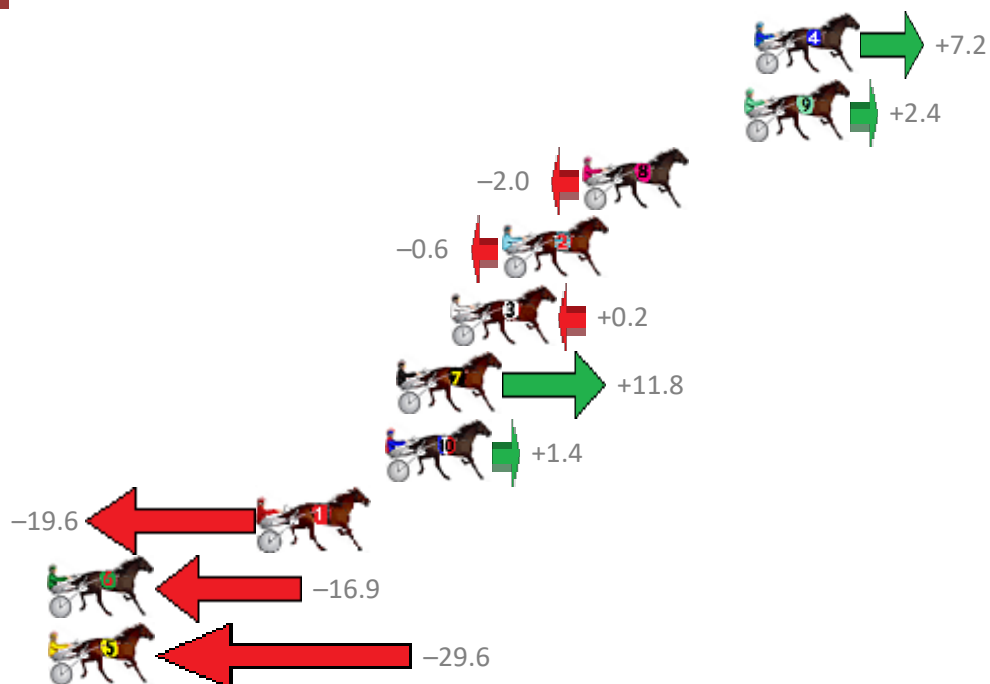
Albion Park Race 2 Distance 1660m

Tuesday, 7 July 2020

Gross Time: 2:00.30 MileRate: 1:56.70 LeadTime: 3.40s First Qtr: 29.10s Second Qtr: 30.60s Third Qtr: 29.20s Fourth Qtr: 28.00s

NoHorse	Plc	Margin	Time	800Time (W)	400 Time (W)
4 LILLIES	1	0.0m	2:00.30	56.69s (1)	27.69s (1)
9 DELIGHTFUL REASON	2	0.4m	2:00.33	57.03s (1)	28.03s (1)
8 FAST TRACKER	3	6.8m	2:00.80	57.34s (0)	28.06s (0)
2 LETS TORQUE A DEAL	4	10.0m	2:01.04	57.24s (0)	27.92s (0)
3 PRINCESS CHILLA	5	12.0m	2:01.18	57.19s (1)	28.14s (1)
7 STOKER ACE	6	14.2m	2:01.35	56.36s (1)	27.46s (2)
10 HIGHLY RESPECTED	7	14.6m	2:01.37	57.10s (1)	28.01s (1)
1 NONE GRATER	8	19.6m	2:01.74	58.59s (0)	29.32s (0)
6 TEE RAVELLING	9	37.9m	2:03.09	58.40s (1)	29.25s (1)
5 KISSESFORYAMISSES	10	44.2m	2:03.55	59.30s (0)	29.81s (0)

Finish Position and metres gained from 800m



Sectionals
Powered by



Home of Australian Harness Sectionals

Get your sectionals delivered to your inbox daily

Check out www.pjdata.com.au



The Racing Queensland Board (trading as Racing Queensland) and provider are not responsible for the completeness or accuracy of any of the information contained herein, and makes no representations about its suitability for any purpose.


Albion Park Race 3 Distance 2138m

Tuesday, 7 July 2020

Gross Time: 2:40.10 MileRate: 2:00.50 LeadTime: 39.60s First Qtr: 32.50s Second Qtr: 31.00s Third Qtr: 28.90s Fourth Qtr: 28.10s

NoHorse	Plc	Margin	Time	800Time (W)	400 Time (W)
9 BLUE SHARD	1	0.0m	2:40.10	55.92s (2)	27.79s (2)
1 MAGHERA MAGGIE	2	0.4m	2:40.13	57.03s (0)	28.13s (0)
3 WESTERN SHOWGIRL	3	1.4m	2:40.20	56.50s (1)	27.64s (1)
8 SIR SEMPER FIDELIS	4	1.6m	2:40.22	56.66s (0)	27.85s (0)
5 SUNNY RICE	5	3.1m	2:40.33	56.95s (1)	28.12s (1)
6 INCITER	6	3.8m	2:40.38	56.16s (0)	27.30s (0)
4 MY ULTIMATE HELL	7	4.1m	2:40.40	56.51s (0)	27.70s (0)
10 THE RAGNBONE MAN	8	6.7m	2:40.59	56.04s (2)	27.93s (2)
2 DEVOUGED	9	11.3m	2:40.93	56.87s (1)	28.04s (1)
7 MOONAN NINA	10	17.8m	2:41.41	56.53s (2)	28.39s (2)

Finish Position and metres gained from 800m



Sectionals
Powered by



Home of Australian Harness Sectionals

Get your sectionals delivered to your inbox daily

Check out www.pjdata.com.au



The Racing Queensland Board (trading as Racing Queensland) and provider are not responsible for the completeness or accuracy of any of the information contained herein, and makes no representations about its suitability for any purpose.

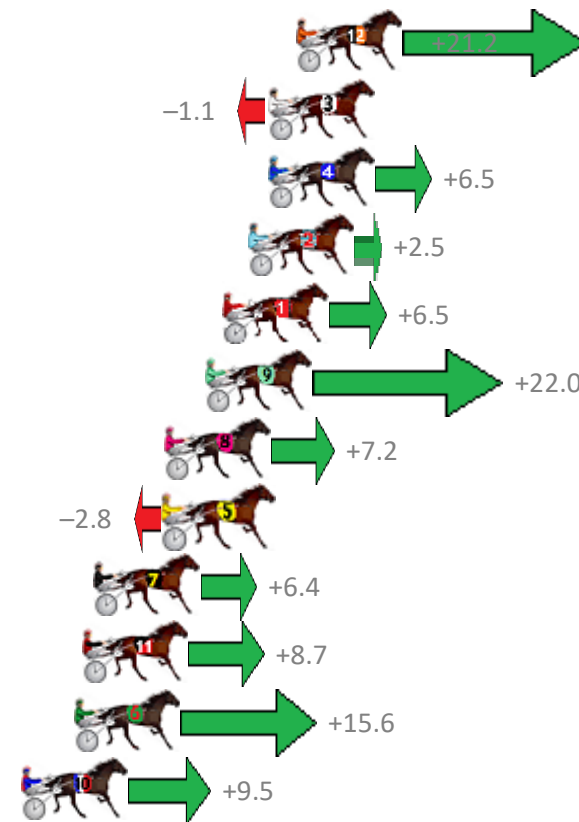
Albion Park Race 4 Distance 2138m

Tuesday, 7 July 2020

Gross Time: 2:43.50 MileRate: 2:02.00 LeadTime: 43.00s First Qtr: 32.20s Second Qtr: 30.60s Third Qtr: 28.10s Fourth Qtr: 29.60s

NoHorse	Plc	Margin	Time	800Time (W)	400 Time (W)
12 GREG THE GREAT	1	0.0m	2:43.50	56.18s (1)	28.17s (2)
3 JUSTABILIKEMUM	2	1.1m	2:43.59	57.78s (0)	29.68s (0)
4 HAVANA MAGIC	3	1.1m	2:43.59	57.23s (1)	29.18s (1)
2 IVANOV	4	1.9m	2:43.65	57.52s (0)	29.33s (0)
1 AVEROSS DON	5	2.9m	2:43.73	57.23s (0)	29.05s (0)
9 MUSCULUS	6	3.6m	2:43.78	56.12s (1)	28.60s (1)
8 LAVROS TEXAS	7	5.2m	2:43.90	57.18s (1)	29.11s (1)
5 MATATOKI	8	5.2m	2:43.90	57.90s (1)	29.85s (1)
7 MELPARK MAGIC	9	8.0m	2:44.12	57.24s (0)	29.06s (0)
11 JUSTABITNOISY	10	8.5m	2:44.16	57.08s (1)	29.14s (2)
6 SKYLINE	11	8.8m	2:44.18	56.58s (0)	28.51s (1)
10 GEE UP NEDDY	12	10.9m	2:44.35	57.02s (0)	28.90s (0)

Finish Position and metres gained from 800m



Sectionals
Powered by



Home of Australian Harness Sectionals

Get your sectionals delivered to your inbox daily

Check out www.pjdata.com.au



The Racing Queensland Board (trading as Racing Queensland) and provider are not responsible for the completeness or accuracy of any of the information contained herein, and makes no representations about its suitability for any purpose.

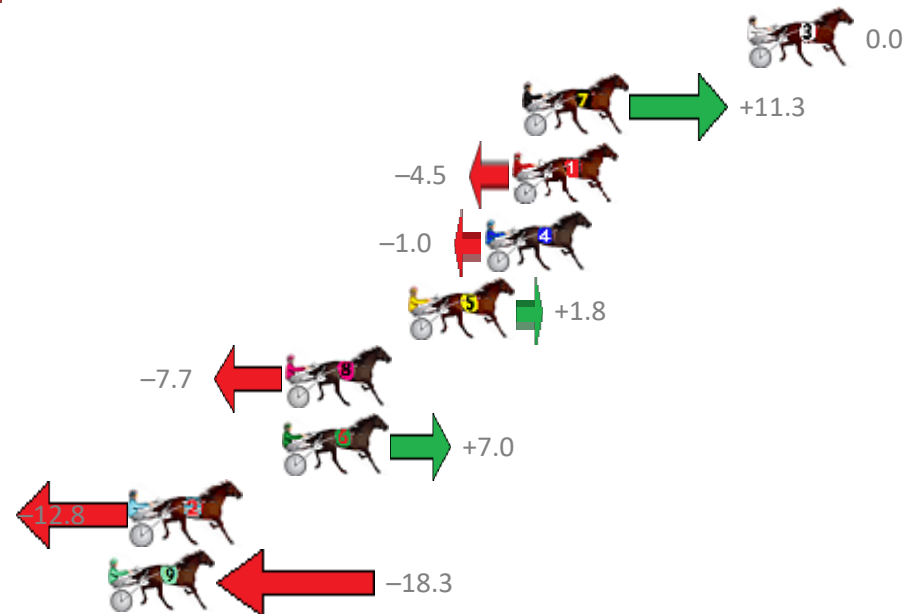
Albion Park Race 5 Distance 2138m

Tuesday, 7 July 2020

Gross Time: 2:33.60 MileRate: 1:55.60 LeadTime: 37.60s First Qtr: 29.90s Second Qtr: 29.70s Third Qtr: 27.50s Fourth Qtr: 28.90s

NoHorse	Plc	Margin	Time	800Time (W)	400 Time (W)
3 BLACKWHITEANDBLUE	1	0.0m	2:33.60	56.40s (0)	28.90s (0)
7 BLACKJACK BART	2	8.9m	2:34.28	55.61s (2)	28.46s (2)
1 MISS MIA	3	9.3m	2:34.31	56.72s (0)	29.21s (0)
4 LANCELOT BROMAC	4	10.4m	2:34.39	56.47s (0)	28.99s (0)
5 MAFFIOSO GIRL	5	13.4m	2:34.62	56.27s (2)	29.12s (2)
8 HOLY CAMP DILLON	6	18.3m	2:34.99	56.94s (2)	29.77s (2)
6 BETTATHANIDEAL	7	18.4m	2:35.00	55.91s (2)	28.86s (3)
2 COPPICE	8	24.4m	2:35.45	57.30s (1)	29.65s (0)
9 COBBLER LANE	9	25.3m	2:35.52	57.68s (1)	30.06s (1)

Finish Position and metres gained from 800m



Sectionals
Powered by



Home of Australian Harness Sectionals

Get your sectionals delivered to your inbox daily

Check out www.pjdata.com.au



The Racing Queensland Board (trading as Racing Queensland) and provider are not responsible for the completeness or accuracy of any of the information contained herein, and makes no representations about its suitability for any purpose.


Albion Park Race 6 Distance 1660m

Tuesday, 7 July 2020

Gross Time: 1:56.20 MileRate: 1:52.60 LeadTime: 3.50s First Qtr: 27.10s Second Qtr: 29.00s Third Qtr: 28.70s Fourth Qtr: 27.90s

NoHorse	Plc	Margin	Time	800Time (W)	400 Time (W)
2 VIENNA BOY	1	0.0m	1:56.20	56.30s (0)	27.57s (0)
9 CRUNCH TIME	2	2.2m	1:56.36	56.75s (0)	28.05s (0)
6 TIMELESS APPEAL	3	2.8m	1:56.41	56.21s (0)	27.44s (0)
5 GINGER MICKY	4	5.3m	1:56.59	56.09s (0)	27.30s (0)
1 VIRGIL	5	8.0m	1:56.79	55.98s (0)	27.14s (1)
8 NOTORIOUS	6	9.0m	1:56.86	56.67s (1)	27.84s (1)
10 PARAVANI	7	11.1m	1:57.01	56.51s (1)	27.66s (1)
4 OUR UNCLE JIM	8	17.6m	1:57.49	56.64s (1)	27.83s (2)
7 GOOD AS IT GETS	9	34.4m	1:58.72	57.50s (1)	28.70s (2)

Finish Position and metres gained from 800m



Sectionals
Powered by



Home of Australian Harness Sectionals

Get your sectionals delivered to your inbox daily

Check out www.pjdata.com.au



The Racing Queensland Board (trading as Racing Queensland) and provider are not responsible for the completeness or accuracy of any of the information contained herein, and makes no representations about its suitability for any purpose.

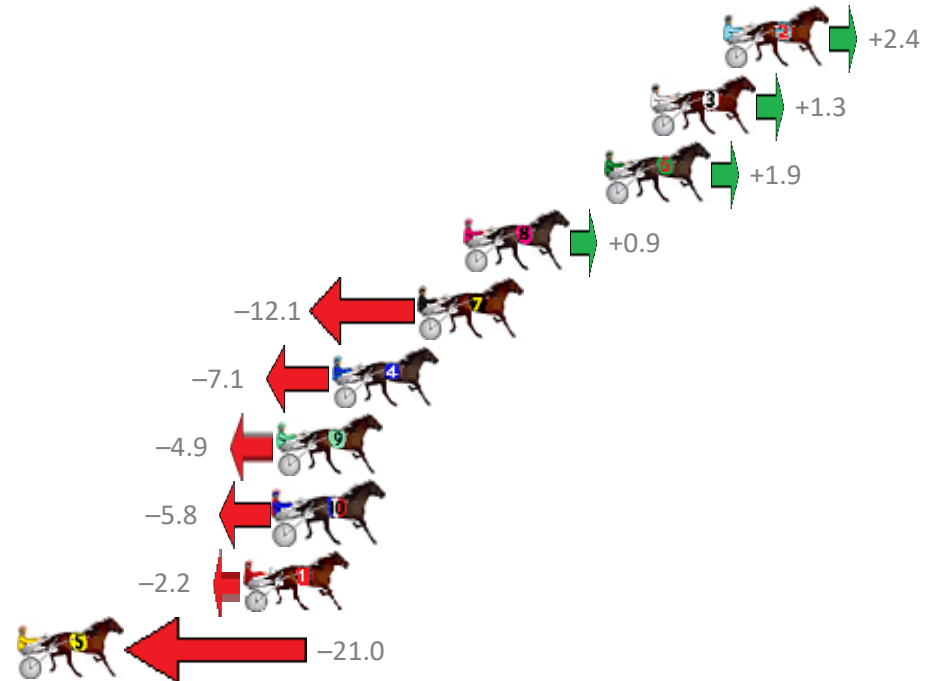
Albion Park Race 7 Distance 1660m

Tuesday, 7 July 2020

Gross Time: 1:56.70 MileRate: 1:53.20 LeadTime: 3.20s First Qtr: 26.30s Second Qtr: 30.30s Third Qtr: 28.80s Fourth Qtr: 28.10s

NoHorse	Plc	Margin	Time	800Time (W)	400 Time (W)
2 BETTERTHANAJEEP	1	0.0m	1:56.70	56.73s (1)	28.10s (1)
3 ESCALERA	2	2.9m	1:56.91	56.81s (0)	28.02s (0)
6 BLUE MOON RISING	3	4.7m	1:57.05	56.77s (1)	28.13s (1)
8 HIPSTAR	4	10.3m	1:57.46	56.84s (2)	28.53s (3)
7 THE CRUISE MISSILE	5	12.1m	1:57.59	57.76s (0)	28.95s (0)
4 KOTIRO	6	15.5m	1:57.84	57.40s (0)	28.60s (0)
9 CROWNING GLORY	7	17.7m	1:58.01	57.25s (0)	28.41s (0)
10 TACT BESS	8	17.8m	1:58.01	57.31s (1)	28.73s (1)
1 VINTAGE DREAM	9	19.0m	1:58.10	57.06s (1)	28.91s (2)
5 LA PLAYER	10	28.0m	1:58.77	58.39s (2)	29.90s (2)

Finish Position and metres gained from 800m



Sectionals
Powered by



Home of Australian Harness Sectionals

Get your sectionals delivered to your inbox daily

Check out www.pjdata.com.au



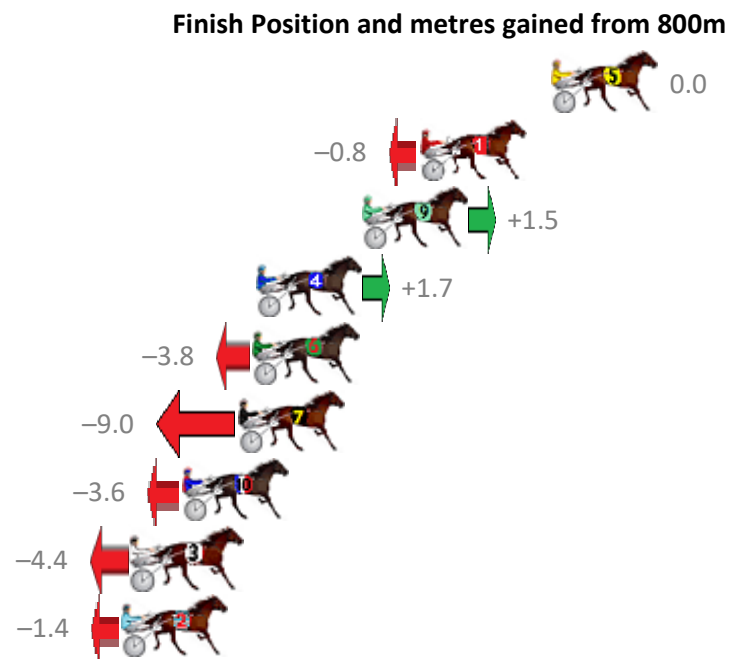
The Racing Queensland Board (trading as Racing Queensland) and provider are not responsible for the completeness or accuracy of any of the information contained herein, and makes no representations about its suitability for any purpose.

Albion Park Race 8 Distance 2138m

Tuesday, 7 July 2020

Gross Time: 2:34.20 MileRate: 1:56.00 LeadTime: 37.40s First Qtr: 31.20s Second Qtr: 31.00s Third Qtr: 27.40s Fourth Qtr: 27.20s

No	Horse	Plc	Margin	Time	800Time (W)	400 Time (W)
5	SPARKLING COLLECT	1	0.0m	2:34.20	54.60s (0)	27.20s (0)
1	BODHI TREE	2	5.2m	2:34.57	54.65s (0)	27.24s (0)
9	WATTLEBANK FLYER	3	7.5m	2:34.74	54.50s (0)	27.07s (0)
4	CLARRY	4	11.7m	2:35.04	54.48s (0)	27.06s (0)
6	MONTANA CHIEF	5	11.8m	2:35.05	54.86s (1)	27.48s (1)
7	OUTLAW FELLA	6	12.4m	2:35.09	55.21s (1)	27.84s (1)
10	APHORISM	7	14.6m	2:35.25	54.84s (2)	27.84s (2)
3	CLARKEY	8	16.6m	2:35.39	54.90s (1)	27.51s (1)
2	SO KOOL MASTER	9	17.0m	2:35.42	54.70s (2)	27.69s (2)



Sectionals
Powered by



Home of Australian Harness Sectionals

Get your sectionals delivered to your inbox daily

Check out www.pjdata.com.au



The Racing Queensland Board (trading as Racing Queensland) and provider are not responsible for the completeness or accuracy of any of the information contained herein, and makes no representations about its suitability for any purpose.


Albion Park Race 9 Distance 1660m

Tuesday, 7 July 2020

Gross Time: 1:57.20 MileRate: 1:53.60 LeadTime: 3.40s First Qtr: 28.30s Second Qtr: 30.80s Third Qtr: 27.30s Fourth Qtr: 27.40s

NoHorse	Plc	Margin	Time	800Time (W)	400 Time (W)
4 A RAINBOW DELIGHT	1	0.0m	1:57.20	54.70s (0)	27.40s (0)
10 SOHO TSUNAMI	2	9.4m	1:57.88	54.56s (2)	27.86s (1)
8 BEEF CITY STARZZZ	3	14.8m	1:58.27	55.08s (0)	27.47s (0)
3 BETTOR SPORT	4	14.8m	1:58.27	55.43s (1)	27.88s (1)
1 BRIGHTON PRINCE	5	15.2m	1:58.30	55.41s (0)	27.82s (0)
2 MY ULTIMATE LOUIE	6	15.7m	1:58.33	55.20s (1)	27.65s (1)
6 SNOOP STRIDE	7	20.1m	1:58.65	54.94s (2)	28.20s (2)
9 A ROCKNROLL LEGACY	8	22.4m	1:58.82	55.37s (1)	27.80s (1)
7 SHEZ ALL STYLE	9	27.0m	1:59.15	55.62s (0)	27.97s (0)
5 ATOMIC BOMBSHELL	10	100.8m	2:04.47	60.40s (1)	33.41s (2)

Finish Position and metres gained from 800m



Sectionals
Powered by



Home of Australian Harness Sectionals

Get your sectionals delivered to your inbox daily

Check out www.pjdata.com.au



The Racing Queensland Board (trading as Racing Queensland) and provider are not responsible for the completeness or accuracy of any of the information contained herein, and makes no representations about its suitability for any purpose.