

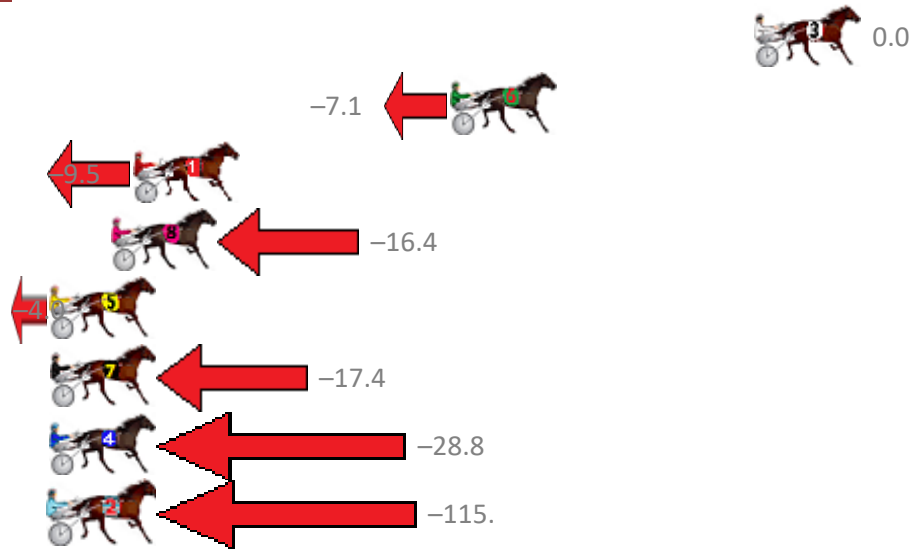
# Redcliffe Race 1 Distance 2040m

Thursday, 9 July 2020

Gross Time: 2:31.60 MileRate: 1:59.60 LeadTime: 31.90s First Qtr: 30.30s Second Qtr: 29.90s Third Qtr: 29.20s Fourth Qtr: 30.30s

| No Horse           | Plc | Margin | Time    | 800Time (W) | 400 Time (W) |
|--------------------|-----|--------|---------|-------------|--------------|
| 3 MOUNT HERCULES   | 1   | 0.0m   | 2:31.60 | 59.50s (0)  | 30.30s (0)   |
| 6 MYKINDOFFEELING  | 2   | 12.1m  | 2:32.56 | 60.03s (1)  | 30.71s (0)   |
| 1 BERTILS WATCH ME | 3   | 24.7m  | 2:33.56 | 60.20s (0)  | 30.76s (1)   |
| 8 FAIREACHDAINN    | 4   | 25.6m  | 2:33.63 | 60.71s (1)  | 31.20s (1)   |
| 5 TRUMP EM BABE    | 5   | 30.8m  | 2:34.04 | 59.80s (1)  | 30.39s (1)   |
| 7 VALKYRIE HANOVER | 6   | 39.6m  | 2:34.74 | 60.79s (1)  | 31.40s (1)   |
| 4 SWEET SCOOT      | 7   | 46.6m  | 2:35.30 | 61.63s (1)  | 32.06s (0)   |
| 2 MAYWYNS HONEY    | 8   | 122.7m | 2:41.33 | 68.03s (0)  | 38.44s (0)   |

Finish Position and metres gained from 800m



Sectionals  
Powered by



Home of Australian Harness Sectionals

Get your sectionals delivered to your inbox daily

Check out [www.pjdata.com.au](http://www.pjdata.com.au)



The Racing Queensland Board (trading as Racing Queensland) and provider are not responsible for the completeness or accuracy of any of the information contained herein, and makes no representations about its suitability for any purpose.


# Redcliffe Race 2 Distance 1780m

Thursday, 9 July 2020

Gross Time: 2:12.50 MileRate: 1:59.80 LeadTime: 11.80s First Qtr: 30.10s Second Qtr: 30.90s Third Qtr: 29.30s Fourth Qtr: 30.40s

| No Horse            | Plc | Margin | Time    | 800Time (W) | 400 Time (W) |
|---------------------|-----|--------|---------|-------------|--------------|
| 3 MELTON MAX GENTLE | 1   | 0.0m   | 2:12.50 | 59.24s (1)  | 30.02s (1)   |
| 1 CARIBBEAN ROCKET  | 2   | 0.4m   | 2:12.53 | 59.39s (0)  | 29.99s (0)   |
| 2 CAM YOU FEEL IT   | 3   | 2.1m   | 2:12.67 | 59.86s (0)  | 30.47s (0)   |
| 8 LA PISTOLA        | 4   | 2.2m   | 2:12.68 | 59.08s (1)  | 30.10s (2)   |
| 4 MISS FERNANDEZ    | 5   | 4.7m   | 2:12.87 | 59.93s (1)  | 30.76s (1)   |
| 7 KID CALVERT       | 6   | 8.2m   | 2:13.15 | 59.61s (0)  | 30.20s (0)   |
| 5 RAYONG PRINCESS   | 7   | 11.6m  | 2:13.42 | 59.49s (0)  | 30.11s (0)   |
| 6 JOEY LINCOLN      | 8   | 93.1m  | 2:19.91 | 65.51s (1)  | 37.30s (2)   |

Finish Position and metres gained from 800m



Sectionals  
Powered by



Home of Australian Harness Sectionals

Get your sectionals delivered to your inbox daily

Check out [www.pjdata.com.au](http://www.pjdata.com.au)



The Racing Queensland Board (trading as Racing Queensland) and provider are not responsible for the completeness or accuracy of any of the information contained herein, and makes no representations about its suitability for any purpose.

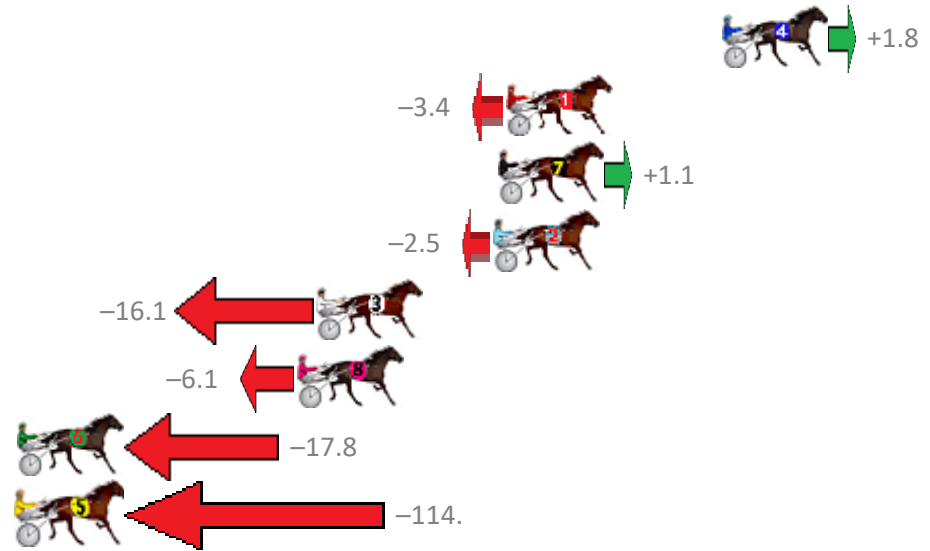
# Redcliffe Race 3 Distance 1780m

Thursday, 9 July 2020

Gross Time: 2:11.00 MileRate: 1:58.40 LeadTime: 11.30s First Qtr: 29.90s Second Qtr: 30.80s Third Qtr: 29.20s Fourth Qtr: 29.80s

| No Horse             | Plc | Margin | Time    | 800Time (W) | 400 Time (W) |
|----------------------|-----|--------|---------|-------------|--------------|
| 4 FORBIDDEN FEELINGS | 1   | 0.0m   | 2:11.00 | 58.87s (1)  | 29.77s (1)   |
| 1 MAJOR GRANDEUR     | 2   | 8.6m   | 2:11.67 | 59.25s (0)  | 30.08s (0)   |
| 7 BELLA GODIVA       | 3   | 8.9m   | 2:11.69 | 58.92s (0)  | 29.73s (0)   |
| 2 SISTER FEELGOOD    | 4   | 9.1m   | 2:11.71 | 59.18s (1)  | 30.10s (1)   |
| 3 TRENTLEIGH         | 5   | 16.1m  | 2:12.26 | 60.18s (0)  | 30.99s (0)   |
| 8 PRETTYCOMPACT      | 6   | 16.9m  | 2:12.32 | 59.45s (1)  | 30.21s (1)   |
| 6 IM SANDY BAY       | 7   | 32.8m  | 2:13.56 | 60.31s (1)  | 31.12s (0)   |
| 5 ASHLEE NITRO       | 8   | 274.2m | 2:32.41 | 67.38s (0)  | 33.82s (0)   |

Finish Position and metres gained from 800m



Sectionals  
Powered by



Home of Australian Harness Sectionals

Get your sectionals delivered to your inbox daily

Check out [www.pjdata.com.au](http://www.pjdata.com.au)



The Racing Queensland Board (trading as Racing Queensland) and provider are not responsible for the completeness or accuracy of any of the information contained herein, and makes no representations about its suitability for any purpose.

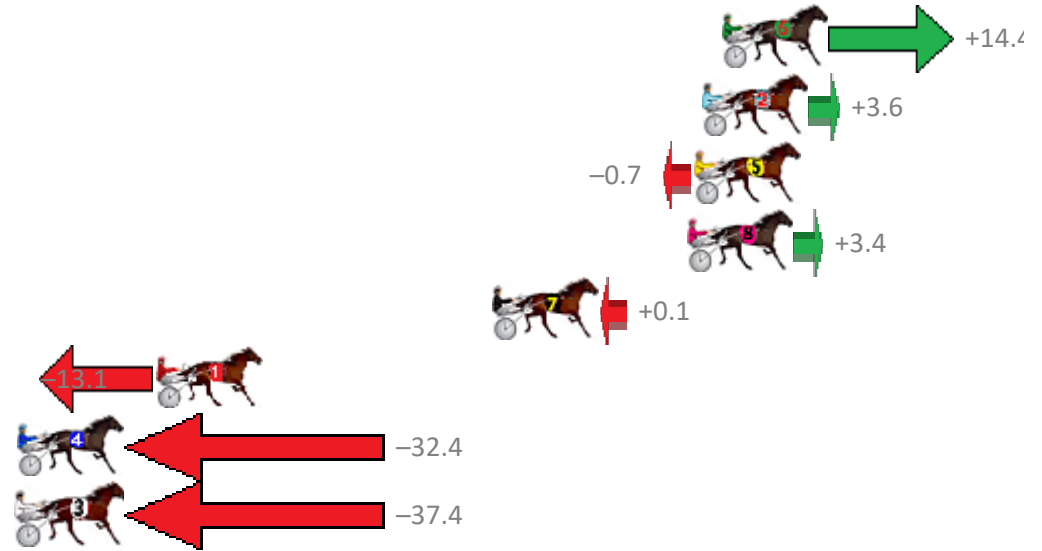
# Redcliffe Race 4 Distance 1780m

Thursday, 9 July 2020

Gross Time: 2:14.60 MileRate: 2:01.70 LeadTime: 11.30s First Qtr: 30.90s Second Qtr: 32.70s Third Qtr: 30.30s Fourth Qtr: 29.40s

| No Horse             | Plc | Margin | Time    | 800Time (W) | 400 Time (W) |
|----------------------|-----|--------|---------|-------------|--------------|
| 6 BUTCHERFEELGOOD    | 1   | 0.0m   | 2:14.60 | 58.63s (1)  | 28.52s (1)   |
| 2 TURN TURN FLYER    | 2   | 0.8m   | 2:14.66 | 59.43s (0)  | 29.14s (1)   |
| 5 KOOKABURRAPRINCESS | 3   | 1.1m   | 2:14.68 | 59.75s (1)  | 29.48s (1)   |
| 8 ILLBEWATCHING      | 4   | 1.4m   | 2:14.71 | 59.45s (1)  | 29.22s (2)   |
| 7 MOLLY MONTANA      | 5   | 9.1m   | 2:15.30 | 59.69s (0)  | 29.41s (0)   |
| 1 WHATA REACTOR      | 6   | 22.5m  | 2:16.33 | 60.67s (1)  | 30.45s (2)   |
| 4 CHRISKEN COUNTRY   | 7   | 32.4m  | 2:17.10 | 62.10s (0)  | 31.72s (0)   |
| 3 ILLUMINOSITY       | 8   | 117.4m | 2:23.65 | 62.48s (0)  | 30.67s (0)   |

Finish Position and metres gained from 800m



Sectionals  
Powered by



Home of Australian Harness Sectionals

Get your sectionals delivered to your inbox daily

Check out [www.pjdata.com.au](http://www.pjdata.com.au)



The Racing Queensland Board (trading as Racing Queensland) and provider are not responsible for the completeness or accuracy of any of the information contained herein, and makes no representations about its suitability for any purpose.

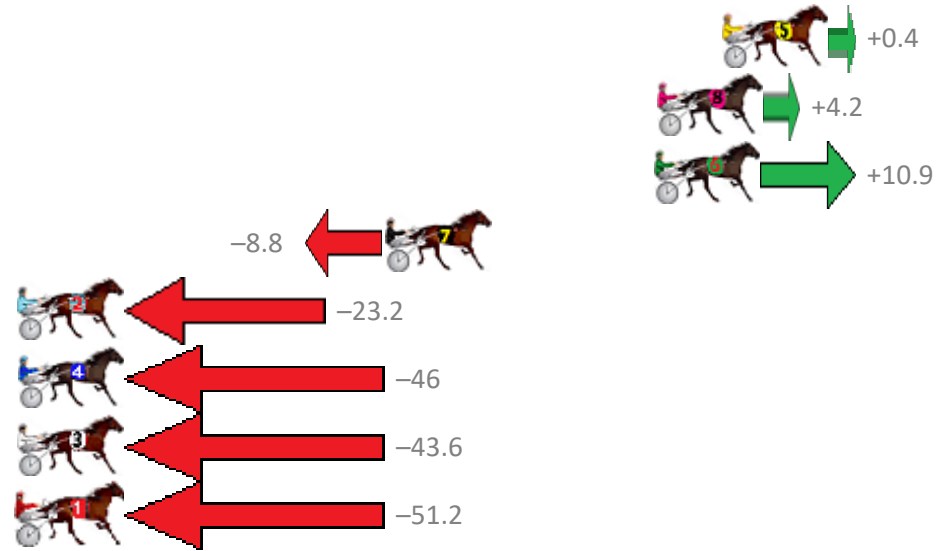
# Redcliffe Race 5 Distance 1780m

Thursday, 9 July 2020

Gross Time: 2:11.70 MileRate: 1:59.10 LeadTime: 11.10s First Qtr: 31.40s Second Qtr: 30.20s Third Qtr: 30.90s Fourth Qtr: 28.10s

| No Horse             | Plc | Margin | Time    | 800Time (W) | 400 Time (W) |
|----------------------|-----|--------|---------|-------------|--------------|
| 5 CHAMONIX           | 1   | 0.0m   | 2:11.70 | 58.97s (1)  | 28.10s (1)   |
| 8 HES SWEET          | 2   | 2.6m   | 2:11.89 | 58.69s (2)  | 28.20s (2)   |
| 6 SHEZA BONNY SHEILA | 3   | 2.7m   | 2:11.90 | 58.20s (2)  | 27.88s (2)   |
| 7 HEARTBREAK         | 4   | 13.4m  | 2:12.69 | 59.65s (1)  | 28.71s (1)   |
| 2 TACTFILLY MIRACLE  | 5   | 32.4m  | 2:14.09 | 60.70s (1)  | 29.59s (1)   |
| 4 SMILING SHANDY     | 6   | 45.9m  | 2:15.09 | 62.37s (0)  | 31.22s (0)   |
| 3 LOVE YOUR WORK     | 7   | 48.2m  | 2:15.26 | 62.20s (0)  | 31.06s (0)   |
| 1 ROLLING RIVER      | 8   | 60.8m  | 2:16.19 | 62.75s (0)  | 31.41s (0)   |

## Finish Position and metres gained from 800m



Sectionals  
Powered by



Home of Australian Harness Sectionals

Get your sectionals delivered to your inbox daily

Check out [www.pjdata.com.au](http://www.pjdata.com.au)



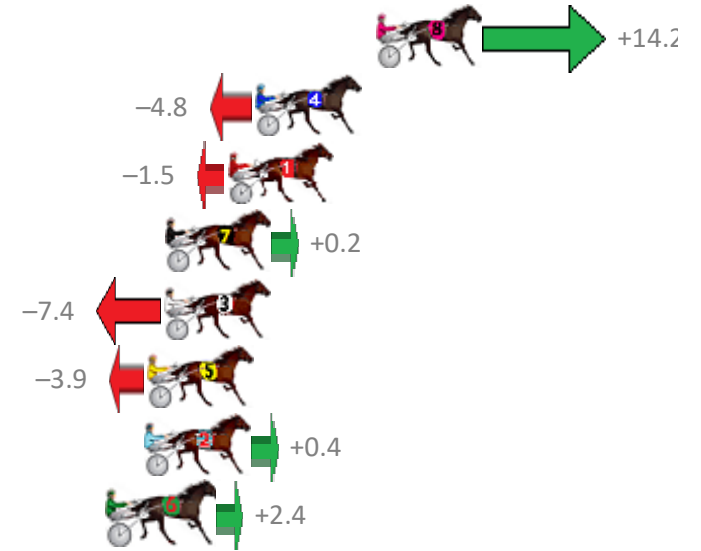
# Redcliffe Race 6 Distance 1780m

Thursday, 9 July 2020

Gross Time: 2:11.40 MileRate: 1:58.80 LeadTime: 11.50s First Qtr: 29.30s Second Qtr: 31.30s Third Qtr: 29.70s Fourth Qtr: 29.60s

| No Horse           | Plc | Margin | Time    | 800Time (W) | 400 Time (W) |
|--------------------|-----|--------|---------|-------------|--------------|
| 8 BRONSKI MACARENA | 1   | 0.0m   | 2:11.40 | 58.25s (1)  | 28.66s (2)   |
| 4 ROBINMEGOOD      | 2   | 4.8m   | 2:11.77 | 59.65s (0)  | 29.95s (0)   |
| 1 ZED EXPRESS      | 3   | 5.9m   | 2:11.86 | 59.41s (0)  | 29.68s (0)   |
| 7 BARBOO           | 4   | 8.4m   | 2:12.05 | 59.29s (0)  | 29.53s (0)   |
| 3 WEASEL           | 5   | 8.4m   | 2:12.05 | 59.85s (1)  | 29.95s (1)   |
| 5 RISKY BUZINESS   | 6   | 9.1m   | 2:12.11 | 59.59s (1)  | 29.71s (2)   |
| 2 MALIBU DREAM     | 7   | 9.2m   | 2:12.11 | 59.27s (1)  | 29.39s (1)   |
| 6 GUTS             | 8   | 10.6m  | 2:12.22 | 59.12s (0)  | 29.38s (0)   |

Finish Position and metres gained from 800m



Sectionals  
Powered by



Home of Australian Harness Sectionals

Get your sectionals delivered to your inbox daily

Check out [www.pjdata.com.au](http://www.pjdata.com.au)



The Racing Queensland Board (trading as Racing Queensland) and provider are not responsible for the completeness or accuracy of any of the information contained herein, and makes no representations about its suitability for any purpose.

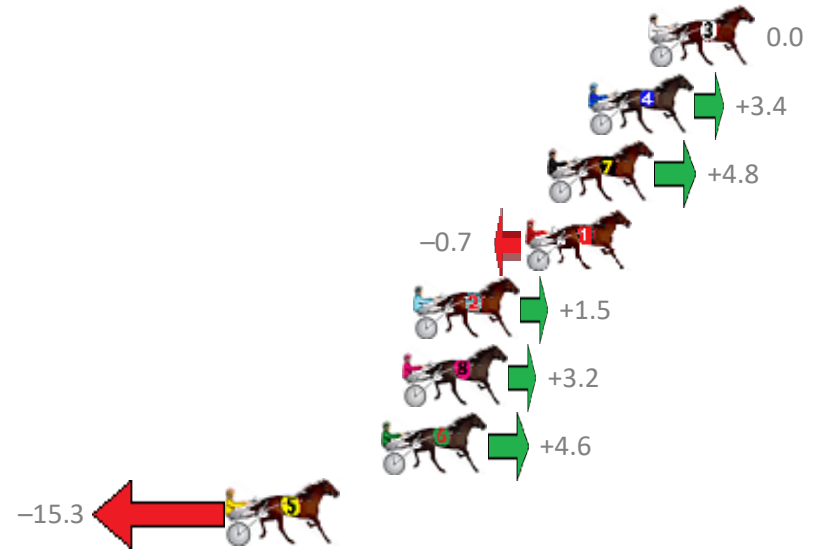
# Redcliffe Race 7 Distance 1780m

Thursday, 9 July 2020

Gross Time: 2:10.10 MileRate: 1:57.60 LeadTime: 11.50s First Qtr: 29.20s Second Qtr: 31.30s Third Qtr: 29.10s Fourth Qtr: 29.00s

| No Horse            | Plc | Margin | Time    | 800Time (W) | 400 Time (W) |
|---------------------|-----|--------|---------|-------------|--------------|
| 3 DAPPER BESSIE     | 1   | 0.0m   | 2:10.10 | 58.10s (0)  | 29.00s (0)   |
| 4 TULHURST KATE     | 2   | 2.4m   | 2:10.28 | 57.85s (1)  | 28.67s (2)   |
| 7 STONE CRACKER     | 3   | 4.0m   | 2:10.40 | 57.75s (0)  | 28.67s (0)   |
| 1 GHOST GUM         | 4   | 4.9m   | 2:10.47 | 58.15s (0)  | 29.06s (0)   |
| 2 MAYWYN NO REGRETS | 5   | 9.3m   | 2:10.81 | 57.99s (1)  | 28.85s (1)   |
| 8 FRENCH GLOBE      | 6   | 9.8m   | 2:10.85 | 57.87s (0)  | 28.77s (0)   |
| 6 LIFEINHEAVEN      | 7   | 10.6m  | 2:10.91 | 57.77s (1)  | 28.61s (1)   |
| 5 BIG IN AMERICA    | 8   | 16.7m  | 2:11.37 | 59.20s (1)  | 30.02s (1)   |

Finish Position and metres gained from 800m



Sectionals  
Powered by



Home of Australian Harness Sectionals

Get your sectionals delivered to your inbox daily

Check out [www.pjdata.com.au](http://www.pjdata.com.au)



The Racing Queensland Board (trading as Racing Queensland) and provider are not responsible for the completeness or accuracy of any of the information contained herein, and makes no representations about its suitability for any purpose.

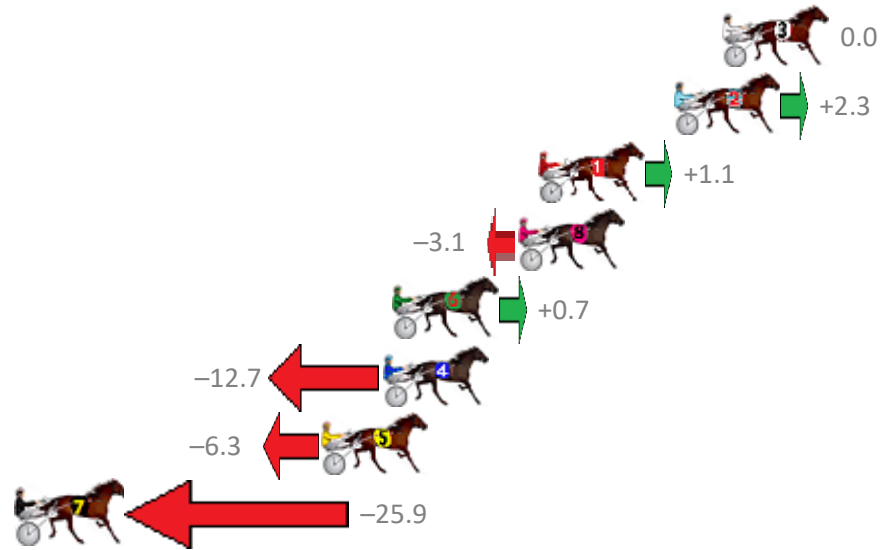
# Redcliffe Race 8 Distance 1780m

Thursday, 9 July 2020

Gross Time: 2:12.40 MileRate: 1:59.70 LeadTime: 11.60s First Qtr: 30.80s Second Qtr: 32.20s Third Qtr: 29.60s Fourth Qtr: 28.20s

| No Horse            | Plc | Margin | Time    | 800Time (W) | 400 Time (W) |
|---------------------|-----|--------|---------|-------------|--------------|
| 3 ROCKNTINGIRA      | 1   | 0.0m   | 2:12.40 | 57.80s (0)  | 28.20s (0)   |
| 2 MOONLIGHT BUTCHER | 2   | 1.9m   | 2:12.54 | 57.63s (0)  | 28.01s (0)   |
| 1 AROONA            | 3   | 7.3m   | 2:12.94 | 57.72s (0)  | 28.05s (0)   |
| 8 IL MAXIMUS        | 4   | 8.1m   | 2:13.00 | 58.02s (1)  | 28.08s (2)   |
| 6 NIKALONG HENRY    | 5   | 13.1m  | 2:13.37 | 57.75s (1)  | 27.79s (1)   |
| 4 WHATA STRIDE      | 6   | 13.5m  | 2:13.40 | 58.71s (1)  | 28.74s (1)   |
| 5 NEWMERELLA MOLLY  | 7   | 15.9m  | 2:13.58 | 58.25s (1)  | 28.31s (1)   |
| 7 BALAYAGE          | 8   | 39.3m  | 2:15.31 | 59.66s (0)  | 29.75s (0)   |

Finish Position and metres gained from 800m



Sectionals  
Powered by



Home of Australian Harness Sectionals

Get your sectionals delivered to your inbox daily

Check out [www.pjdata.com.au](http://www.pjdata.com.au)



The Racing Queensland Board (trading as Racing Queensland) and provider are not responsible for the completeness or accuracy of any of the information contained herein, and makes no representations about its suitability for any purpose.



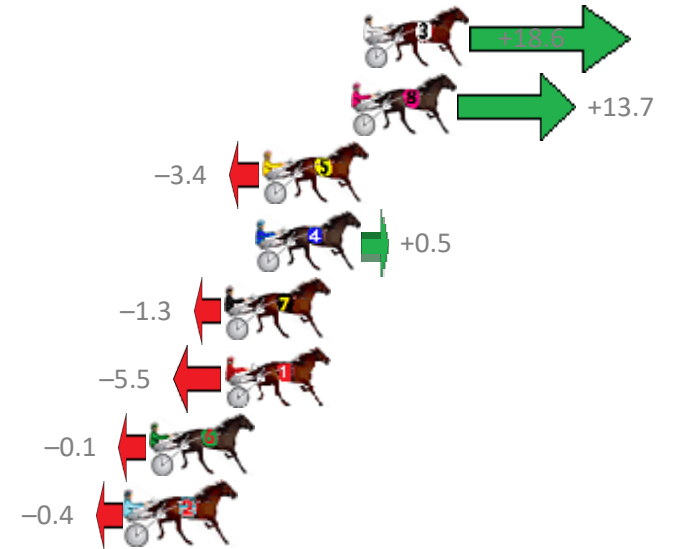
# Redcliffe Race 9 Distance 1780m

Thursday, 9 July 2020

Gross Time: 2:11.20 MileRate: 1:58.60 LeadTime: 11.40s First Qtr: 29.80s Second Qtr: 32.40s Third Qtr: 29.30s Fourth Qtr: 28.30s

| No Horse             | Plc | Margin | Time    | 800Time (W) | 400 Time (W) |
|----------------------|-----|--------|---------|-------------|--------------|
| 3 ARBIT MAJOR        | 1   | 0.0m   | 2:11.20 | 56.27s (1)  | 27.79s (2)   |
| 8 SHOWEM SIMON       | 2   | 0.5m   | 2:11.24 | 56.62s (1)  | 28.15s (2)   |
| 5 BURMACH            | 3   | 4.0m   | 2:11.50 | 57.84s (1)  | 28.58s (1)   |
| 4 SO BOBS YOUR UNCLE | 4   | 4.3m   | 2:11.52 | 57.56s (1)  | 28.31s (1)   |
| 7 ASHKII             | 5   | 5.5m   | 2:11.61 | 57.69s (0)  | 28.36s (0)   |
| 1 BUSTN FEELZ GOOD   | 6   | 5.5m   | 2:11.61 | 57.99s (0)  | 28.69s (0)   |
| 6 ILLAWONG DREAMTIM  | 7   | 8.5m   | 2:11.83 | 57.61s (0)  | 28.26s (0)   |
| 2 CHINOOK WINDS      | 8   | 9.4m   | 2:11.90 | 57.63s (1)  | 28.34s (1)   |

Finish Position and metres gained from 800m



Sectionals  
Powered by



Home of Australian Harness Sectionals

Get your sectionals delivered to your inbox daily

Check out [www.pjdata.com.au](http://www.pjdata.com.au)



The Racing Queensland Board (trading as Racing Queensland) and provider are not responsible for the completeness or accuracy of any of the information contained herein, and makes no representations about its suitability for any purpose.

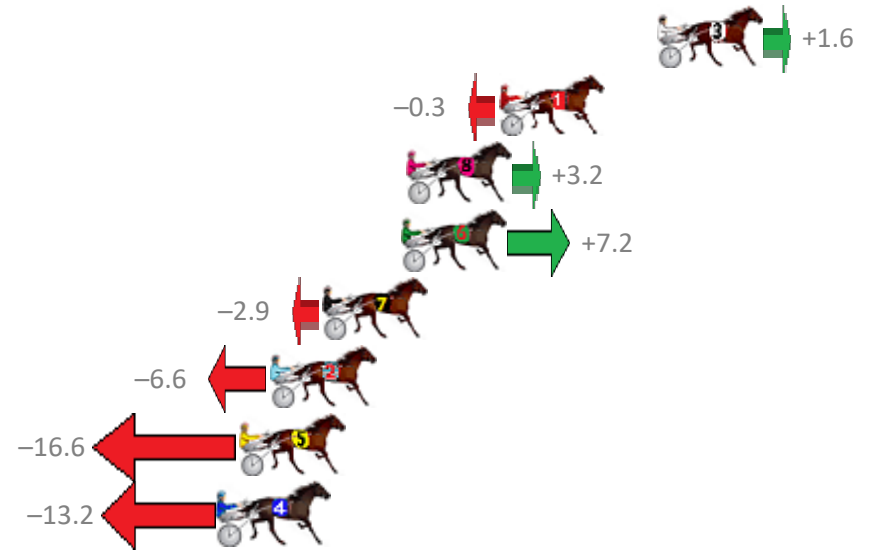
# Redcliffe Race 10 Distance 1780m

Thursday, 9 July 2020

Gross Time: 2:12.10 MileRate: 1:59.40 LeadTime: 11.20s First Qtr: 29.60s Second Qtr: 32.80s Third Qtr: 29.40s Fourth Qtr: 29.10s

| No Horse         | Plc | Margin | Time    | 800Time (W) | 400 Time (W) |
|------------------|-----|--------|---------|-------------|--------------|
| 3 TUAPEKA LIGHT  | 1   | 0.0m   | 2:12.10 | 58.38s (0)  | 29.10s (0)   |
| 1 PITTSWORTH MAN | 2   | 6.3m   | 2:12.58 | 58.52s (0)  | 29.25s (0)   |
| 8 PACIFIC COIN   | 3   | 10.0m  | 2:12.86 | 58.27s (1)  | 29.29s (2)   |
| 6 TAYLOR HOOD    | 4   | 10.2m  | 2:12.88 | 57.98s (1)  | 29.61s (2)   |
| 7 IMA REGAL JET  | 5   | 13.3m  | 2:13.12 | 58.71s (0)  | 29.38s (0)   |
| 2 ROWDYS ACE     | 6   | 15.4m  | 2:13.28 | 58.98s (1)  | 29.51s (1)   |
| 5 JILLIBY GIZMO  | 7   | 16.6m  | 2:13.37 | 59.71s (1)  | 30.29s (1)   |
| 4 UNDERTHEKILT   | 8   | 17.4m  | 2:13.43 | 59.46s (1)  | 30.04s (1)   |

Finish Position and metres gained from 800m



Sectionals  
Powered by



Home of Australian Harness Sectionals

Get your sectionals delivered to your inbox daily

Check out [www.pjdata.com.au](http://www.pjdata.com.au)



The Racing Queensland Board (trading as Racing Queensland) and provider are not responsible for the completeness or accuracy of any of the information contained herein, and makes no representations about its suitability for any purpose.