

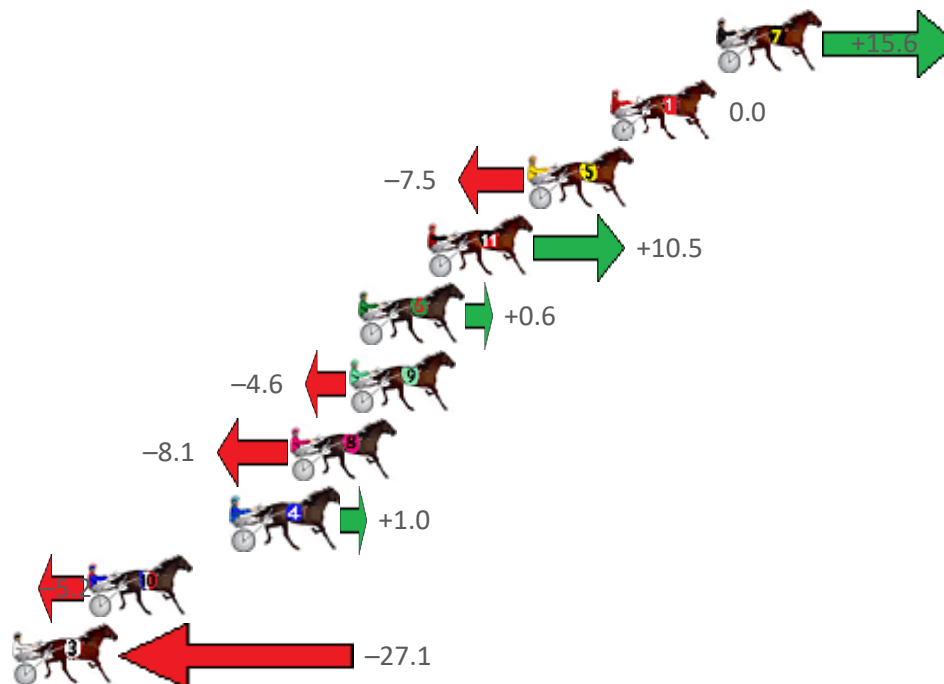
Albion Park Race 1 Distance 1660m

Saturday, 25 July 2020

Gross Time: 1:56.50 MileRate: 1:52.90 LeadTime: 3.60s First Qtr: 26.90s Second Qtr: 30.50s Third Qtr: 28.10s Fourth Qtr: 27.40s

No Horse	Plc	Margin	Time	800Time (W)	400 Time (W)
7 SCOOB OPERATOR	1	0.0m	1:56.50	54.42s (1)	27.40s (1)
1 ROCK WITH SAM	2	4.2m	1:56.80	55.50s (0)	27.32s (0)
5 MAYWYNS BEST	3	7.5m	1:57.04	56.02s (0)	27.87s (0)
11 DELIGHTFUL TARA	4	11.5m	1:57.33	54.78s (2)	27.53s (2)
6 SPARKLING COLLECT	5	14.2m	1:57.52	55.46s (0)	27.22s (0)
9 JUMPING JOLT	6	14.6m	1:57.55	55.82s (1)	27.36s (2)
8 IMA TOP TYCOON	7	16.9m	1:57.72	56.06s (0)	27.77s (0)
4 MY MASTERCRAFTSMA	8	19.2m	1:57.88	55.43s (0)	27.17s (1)
10 SIR JULIAN	9	25.0m	1:58.30	55.86s (1)	28.01s (3)
3 HOLY CAMP CLIVE	10	32.5m	1:58.84	57.37s (1)	28.82s (1)

Finish Position and metres gained from 800m



Sectionals
Powered by



Home of Australian Harness Sectionals

Get your sectionals delivered to your inbox daily

Check out www.pjdata.com.au



The Racing Queensland Board (trading as Racing Queensland) and provider are not responsible for the completeness or accuracy of any of the information contained herein, and makes no representations about its suitability for any purpose.


Albion Park Race 2 Distance 1660m

Saturday, 25 July 2020

Gross Time: 1:56.60 MileRate: 1:53.00 LeadTime: 3.50s First Qtr: 26.80s Second Qtr: 30.30s Third Qtr: 28.80s Fourth Qtr: 27.20s

No Horse	Plc	Margin	Time	800Time (W)	400 Time (W)
5 CULTURE KING	1	0.0m	1:56.60	56.00s (0)	27.20s (0)
2 DEECAESAR	2	3.4m	1:56.84	55.93s (0)	27.15s (0)
10 LENNY THE LEGEND	3	5.6m	1:57.00	55.46s (0)	26.66s (0)
8 TOMMY UNDER FIRE	4	9.5m	1:57.28	56.06s (0)	27.23s (0)
6 OUR LITTLE DIGGER	5	12.4m	1:57.49	55.61s (0)	26.82s (0)
7 ROLL ONE OVER	6	13.7m	1:57.58	56.33s (2)	27.77s (1)
11 ROCKN BRUSHGROVE	7	18.5m	1:57.92	55.45s (0)	26.98s (1)
3 MONTANA CHIEF	8	20.7m	1:58.08	56.52s (1)	27.90s (1)
4 TIMELESS APPEAL	9	22.3m	1:58.20	56.34s (1)	27.68s (1)
9 CHERRYS THE BEST	10	23.1m	1:58.25	56.06s (1)	27.41s (2)

Finish Position and metres gained from 800m



Sectionals
Powered by



Home of Australian Harness Sectionals

Get your sectionals delivered to your inbox daily

Check out www.pjdata.com.au



The Racing Queensland Board (trading as Racing Queensland) and provider are not responsible for the completeness or accuracy of any of the information contained herein, and makes no representations about its suitability for any purpose.

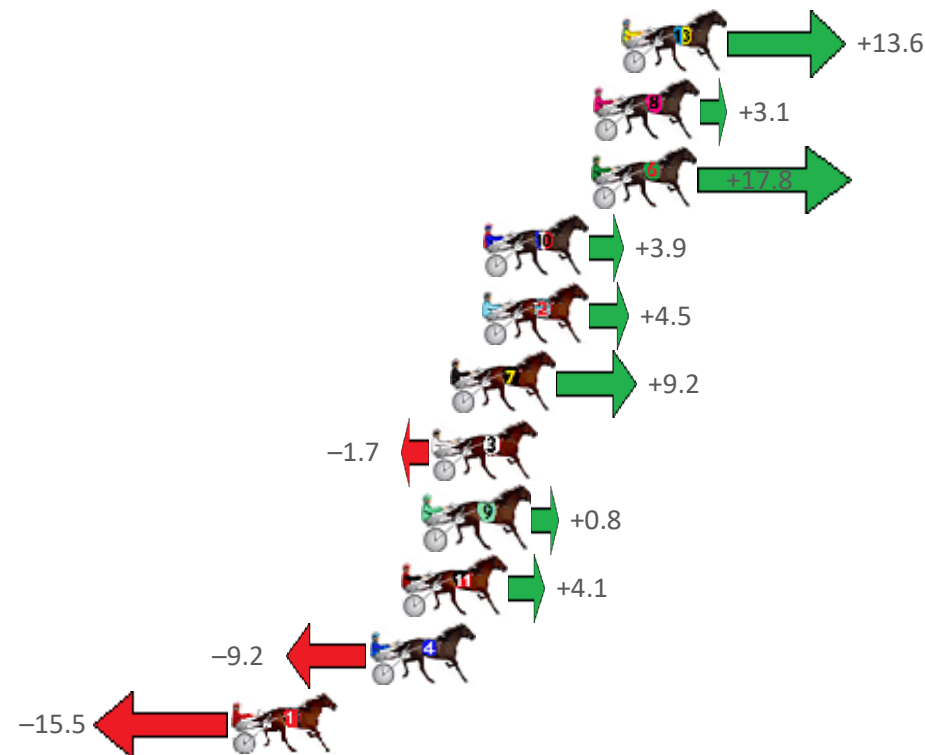
Albion Park Race 3 Distance 2680m

Saturday, 25 July 2020

Gross Time: 3:14.00 MileRate: 1:56.50 LeadTime: 78.50s First Qtr: 29.70s Second Qtr: 29.60s Third Qtr: 27.40s Fourth Qtr: 28.80s

No Horse	Plc	Margin	Time	800Time (W)	400 Time (W)
13 KID MONTANA	1	0.0m	3:14.00	55.25s (2)	28.44s (2)
8 COLT THIRTY ONE	2	1.1m	3:14.08	55.98s (0)	28.58s (0)
6 CLINTAL DO	3	1.2m	3:14.09	54.96s (2)	28.21s (2)
10 OUR UNCLE SAM	4	5.5m	3:14.42	55.93s (2)	29.14s (2)
2 SUBTLE DELIGHT	5	5.5m	3:14.42	55.89s (1)	28.38s (1)
7 SOLE AMBITION	6	6.8m	3:14.51	55.56s (1)	28.18s (2)
3 JUSTALITTLE TORQUE	7	7.5m	3:14.57	56.32s (1)	28.82s (1)
9 GLENFERRIE HOOD	8	7.8m	3:14.59	56.14s (0)	28.74s (0)
11 WATCH PULP FICTION	9	8.7m	3:14.66	55.91s (0)	28.46s (0)
4 MAJOR CAM	10	10.0m	3:14.76	56.84s (1)	29.33s (1)
1 NORTHVIEW HUSTLER	11	15.5m	3:15.17	57.28s (0)	29.91s (0)

Finish Position and metres gained from 800m



Sectionals
Powered by



Home of Australian Harness Sectionals

Get your sectionals delivered to your inbox daily

Check out www.pjdata.com.au



The Racing Queensland Board (trading as Racing Queensland) and provider are not responsible for the completeness or accuracy of any of the information contained herein, and makes no representations about its suitability for any purpose.

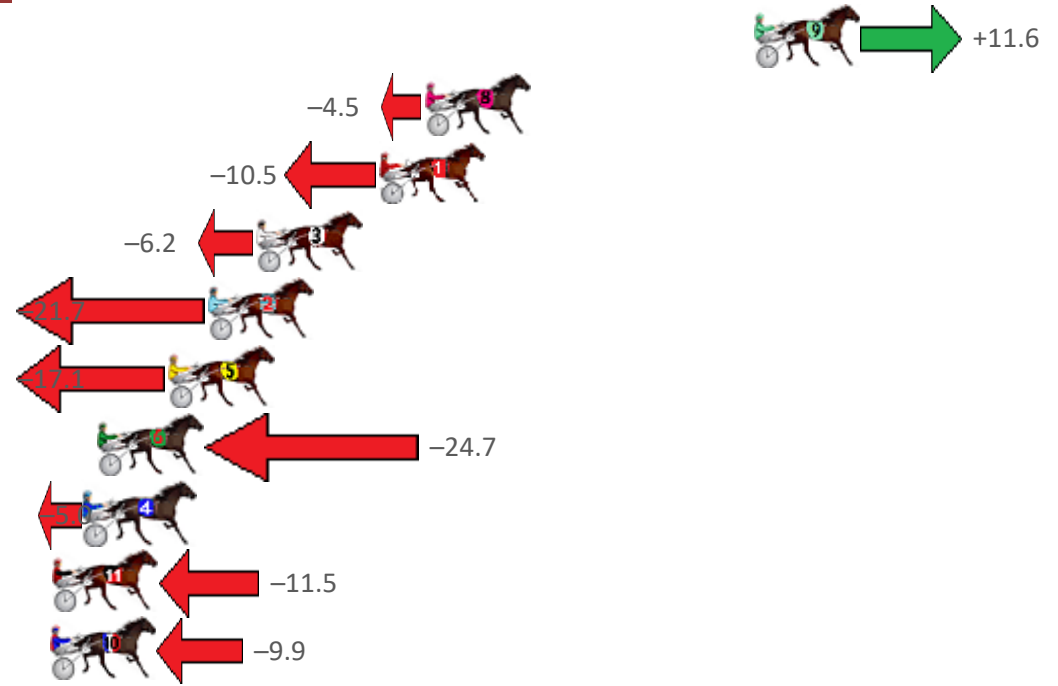
Albion Park Race 4 Distance 2138m

Saturday, 25 July 2020

Gross Time: 2:33.40 MileRate: 1:55.50 LeadTime: 36.50s First Qtr: 30.20s Second Qtr: 30.40s Third Qtr: 27.90s Fourth Qtr: 28.40s

No Horse	Plc	Margin	Time	800Time (W)	400 Time (W)
9 MOHS EM DOWN	1	0.0m	2:33.40	55.49s (1)	28.40s (1)
8 MAJOR GENERALJUJON	2	13.1m	2:34.38	56.61s (0)	28.45s (0)
1 WITH AUTHORITY	3	14.9m	2:34.51	57.03s (0)	28.87s (0)
3 HES OKEY DOKEY	4	19.8m	2:34.88	56.73s (0)	28.58s (0)
2 WEEKS END	5	21.7m	2:35.02	57.82s (0)	29.71s (0)
5 WINKANDITSOVER	6	23.3m	2:35.14	57.50s (1)	29.35s (1)
6 MARETTI	7	26.1m	2:35.35	58.03s (1)	29.89s (1)
4 HEZA BROMAC	8	26.6m	2:35.38	56.65s (1)	29.20s (2)
11 JOHNNY WHITE	9	27.9m	2:35.48	57.10s (1)	29.62s (2)
10 STORMY RAIDER	10	29.1m	2:35.57	56.99s (0)	29.42s (1)

Finish Position and metres gained from 800m



Sectionals
Powered by



Home of Australian Harness Sectionals

Get your sectionals delivered to your inbox daily

Check out www.pjdata.com.au



The Racing Queensland Board (trading as Racing Queensland) and provider are not responsible for the completeness or accuracy of any of the information contained herein, and makes no representations about its suitability for any purpose.

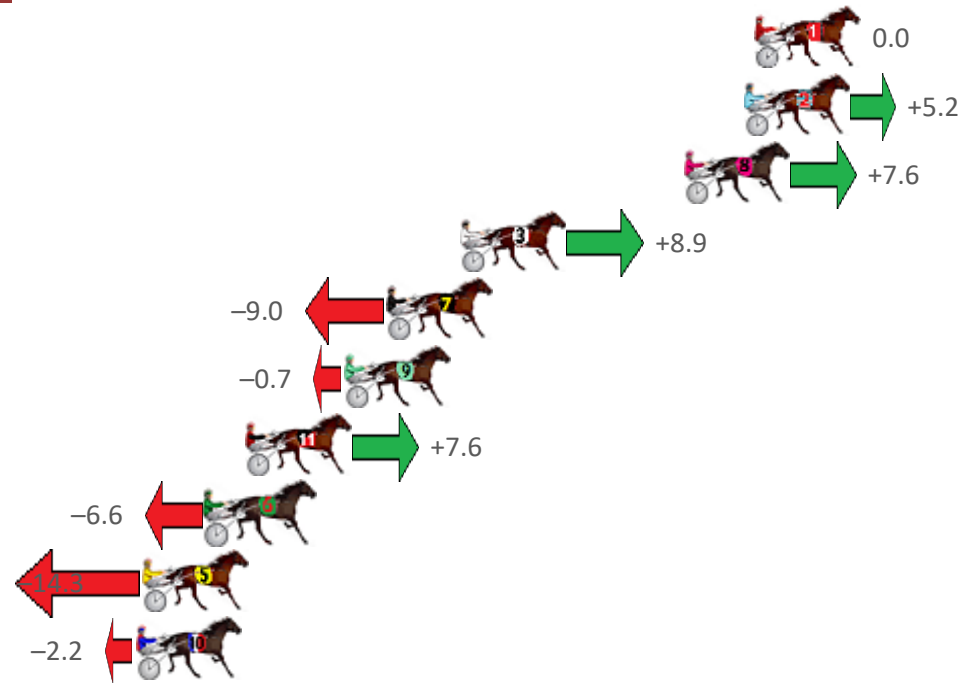
Albion Park Race 5 Distance 1660m

Saturday, 25 July 2020

Gross Time: 1:58.00 MileRate: 1:54.40 LeadTime: 3.50s First Qtr: 27.60s Second Qtr: 30.20s Third Qtr: 28.10s Fourth Qtr: 28.60s

No Horse	Plc	Margin	Time	800Time (W)	400 Time (W)
1 BIG WHEELS	1	0.0m	1:58.00	56.70s (0)	28.60s (0)
2 DYNAMIC DAN	2	0.4m	1:58.03	56.33s (0)	28.27s (0)
8 CHAMONIX	3	2.8m	1:58.21	56.16s (0)	28.13s (0)
3 FRONTLINER	4	11.7m	1:58.88	56.07s (1)	28.61s (2)
7 JUSTA LITTLE BIT	5	14.6m	1:59.10	57.33s (1)	29.31s (1)
9 GLITTER STRIP	6	16.3m	1:59.22	56.75s (0)	28.65s (0)
11 WHATTA GOOD REASO	7	20.2m	1:59.52	56.16s (2)	28.91s (1)
6 CAPTAINS PICK	8	21.8m	1:59.64	57.17s (1)	29.68s (2)
5 SWEET LOMBO	9	24.3m	1:59.82	57.71s (1)	29.69s (1)
10 MANILA PLAYBOY	10	24.6m	1:59.85	56.86s (2)	29.14s (3)

Finish Position and metres gained from 800m



Sectionals
Powered by



Home of Australian Harness Sectionals

Get your sectionals delivered to your inbox daily

Check out www.pjdata.com.au



The Racing Queensland Board (trading as Racing Queensland) and provider are not responsible for the completeness or accuracy of any of the information contained herein, and makes no representations about its suitability for any purpose.

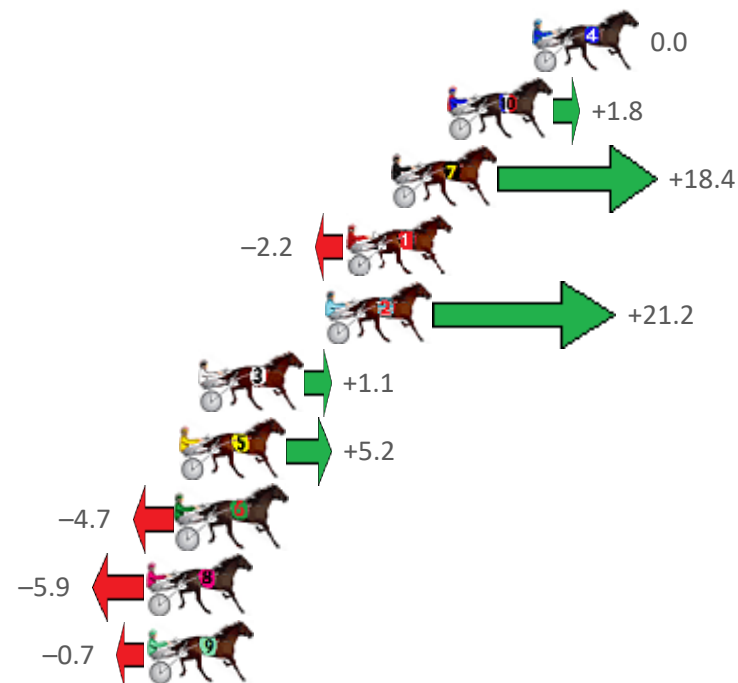
Albion Park Race 6 Distance 1660m

Saturday, 25 July 2020

Gross Time: 1:59.60 MileRate: 1:56.00 LeadTime: 3.60s First Qtr: 28.70s Second Qtr: 31.00s Third Qtr: 28.00s Fourth Qtr: 28.30s

No Horse	Plc	Margin	Time	800Time (W)	400 Time (W)
4 KILLARA KAOS	1	0.0m	1:59.60	56.30s (0)	28.30s (0)
10 PACIFIC DRUMS	2	3.4m	1:59.85	56.17s (1)	28.40s (1)
7 IFOUNDTHEBEACH	3	5.6m	2:00.02	55.01s (1)	27.84s (2)
1 CROOKWELL JAKE	4	7.4m	2:00.15	56.45s (0)	28.43s (0)
2 TACTICAL RESPONSE	5	8.2m	2:00.21	54.82s (1)	28.48s (2)
3 SOMEBEACHSOME GIFT	6	13.3m	2:00.59	56.22s (1)	28.08s (1)
5 BLUE MOON RISING	7	14.0m	2:00.64	55.94s (1)	27.88s (2)
6 ROGER THAT	8	14.1m	2:00.65	56.63s (1)	28.52s (1)
8 STUDLEIGH STRIDE	9	15.3m	2:00.74	56.71s (0)	28.48s (0)
9 JILLIBY GIZMO	10	15.3m	2:00.74	56.35s (0)	28.08s (0)

Finish Position and metres gained from 800m



Sectionals
Powered by



Home of Australian Harness Sectionals

Get your sectionals delivered to your inbox daily

Check out www.pjdata.com.au



The Racing Queensland Board (trading as Racing Queensland) and provider are not responsible for the completeness or accuracy of any of the information contained herein, and makes no representations about its suitability for any purpose.

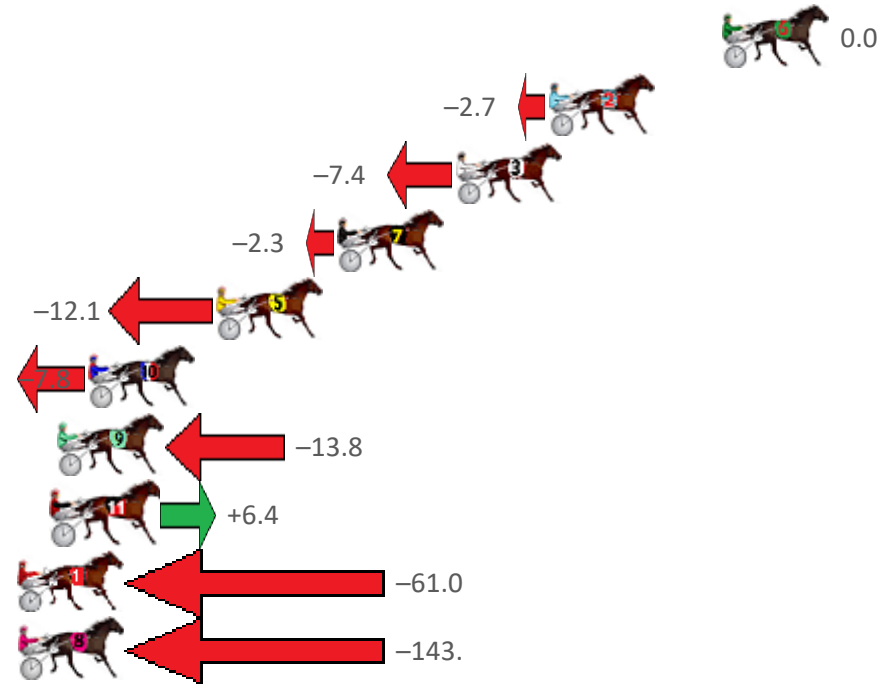
Albion Park Race 7 Distance 1660m

Saturday, 25 July 2020

Gross Time: 2:00.00 MileRate: 1:56.40 LeadTime: 3.40s First Qtr: 26.70s Second Qtr: 32.20s Third Qtr: 29.70s Fourth Qtr: 28.00s

No Horse	Plc	Margin	Time	800Time (W)	400 Time (W)
6 JASPER	1	0.0m	2:00.00	57.70s (0)	28.00s (0)
2 SHES MISS DEVINE	2	6.9m	2:00.51	57.89s (0)	28.17s (0)
3 JAZIAH	3	10.6m	2:00.78	58.23s (1)	28.64s (1)
7 MY CHINA DOLL	4	15.3m	2:01.13	57.86s (0)	28.47s (1)
5 LILLIES	5	20.1m	2:01.48	58.57s (1)	29.18s (2)
10 OUR ULTIMATE BONNY	6	25.2m	2:01.85	58.26s (1)	28.85s (2)
9 VANISH HANOVER	7	26.4m	2:01.94	58.69s (1)	29.24s (2)
11 SHEZA BONNY SHEILA	8	26.6m	2:01.96	57.24s (0)	28.58s (2)
1 TANCALTRA LIS	9	69.8m	2:05.14	62.08s (0)	32.09s (0)
8 TALENT TO SPARE	10	393.2m	2:28.94	67.97s (0)	33.10s (0)

Finish Position and metres gained from 800m



Sectionals
Powered by



Home of Australian Harness Sectionals

Get your sectionals delivered to your inbox daily

Check out www.pjdata.com.au



The Racing Queensland Board (trading as Racing Queensland) and provider are not responsible for the completeness or accuracy of any of the information contained herein, and makes no representations about its suitability for any purpose.

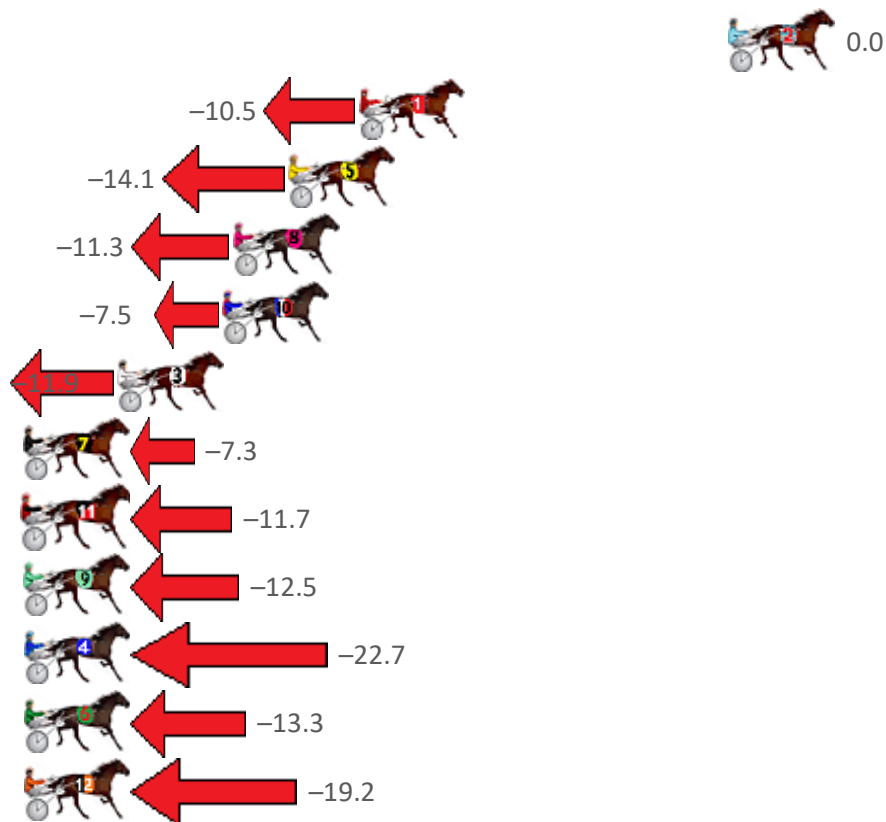
Albion Park Race 8 Distance 2138m

Saturday, 25 July 2020

Gross Time: 2:33.50 MileRate: 1:55.50 LeadTime: 37.60s First Qtr: 31.00s Second Qtr: 30.40s Third Qtr: 28.10s Fourth Qtr: 26.40s

No Horse	Plc	Margin	Time	800Time (W)	400 Time (W)
2 MISTER BRAZIL	1	0.0m	2:33.50	54.50s (0)	26.40s (0)
1 DAPPER	2	14.7m	2:34.52	55.21s (0)	26.97s (0)
5 ESCALERA	3	17.5m	2:34.72	55.46s (1)	27.18s (1)
8 WEEDONS EXPRESS	4	19.7m	2:34.87	55.27s (0)	26.94s (0)
10 MAFUTA VAUTIN	5	20.1m	2:34.90	55.01s (0)	26.67s (0)
3 HAVANA MOON	6	24.3m	2:35.19	55.31s (1)	26.94s (1)
7 STOMPPEM	7	28.7m	2:35.50	54.99s (0)	26.50s (0)
11 CONDAFEW	8	28.9m	2:35.51	55.29s (0)	26.88s (0)
9 INTRANSIT	9	29.7m	2:35.57	55.35s (1)	26.94s (1)
4 LOVE MY SISTER	10	30.5m	2:35.62	56.04s (1)	27.65s (1)
6 EL GRAN SENOR	11	34.9m	2:35.93	55.40s (1)	26.97s (1)
12 KURAHAUPO GAMBLER	12	45.4m	2:36.66	55.80s (0)	27.15s (0)

Finish Position and metres gained from 800m



Sectionals
Powered by



Home of Australian Harness Sectionals

Get your sectionals delivered to your inbox daily

Check out www.pjdata.com.au



The Racing Queensland Board (trading as Racing Queensland) and provider are not responsible for the completeness or accuracy of any of the information contained herein, and makes no representations about its suitability for any purpose.

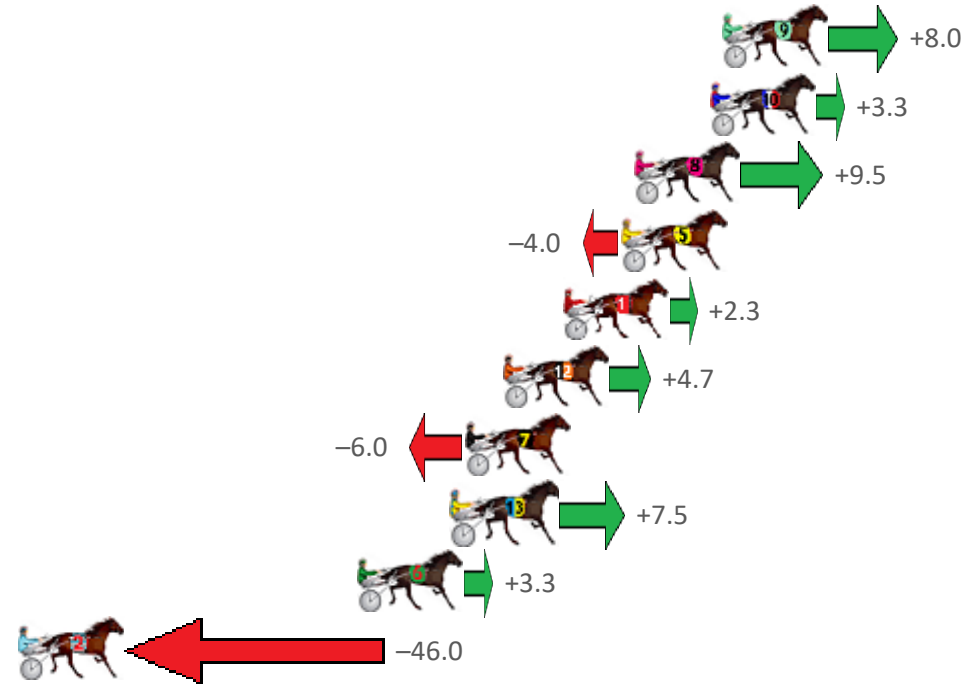
Albion Park Race 9 Distance 2138m

Saturday, 25 July 2020

Gross Time: 2:39.20 MileRate: 1:59.90 LeadTime: 37.20s First Qtr: 30.70s Second Qtr: 32.50s Third Qtr: 29.80s Fourth Qtr: 29.00s

No Horse	Plc	Margin	Time	800Time (W)	400 Time (W)
9 IL PIRATA	1	0.0m	2:39.20	58.22s (1)	28.70s (1)
10 OUR OVERANOVA	2	0.5m	2:39.24	58.56s (1)	29.04s (1)
8 GALLEONS VICTORY	3	3.5m	2:39.47	58.11s (0)	28.57s (1)
5 LAVROS TEXAS	4	4.0m	2:39.50	59.09s (0)	29.23s (0)
1 JUSTABITNOISY	5	6.3m	2:39.68	58.63s (0)	28.70s (0)
12 NORTHERN MUSCLE	6	8.7m	2:39.86	58.46s (1)	29.37s (2)
7 GREG THE GREAT	7	10.2m	2:39.98	59.24s (0)	29.30s (0)
13 MAJESTIC SIMON	8	10.7m	2:40.01	58.25s (1)	29.18s (2)
6 MIRACLE RISING	9	14.5m	2:40.30	58.56s (0)	29.08s (2)
2 GARLAND GREENE	10	126.0m	2:48.79	62.16s (0)	30.15s (0)

Finish Position and metres gained from 800m



Sectionals
Powered by



Home of Australian Harness Sectionals

Get your sectionals delivered to your inbox daily

Check out www.pjdata.com.au



The Racing Queensland Board (trading as Racing Queensland) and provider are not responsible for the completeness or accuracy of any of the information contained herein, and makes no representations about its suitability for any purpose.

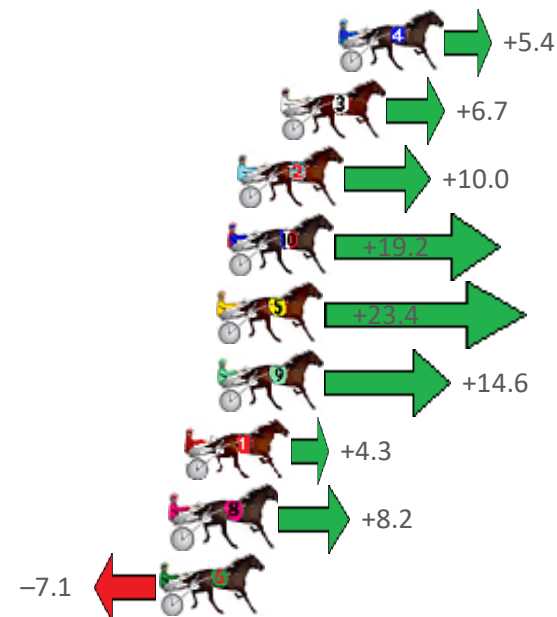
Albion Park Race 10 Distance 1660m

Saturday, 25 July 2020

Gross Time: 1:59.10 MileRate: 1:55.50 LeadTime: 3.50s First Qtr: 27.50s Second Qtr: 30.70s Third Qtr: 28.40s Fourth Qtr: 29.00s

No Horse	Plc	Margin	Time	800Time (W)	400 Time (W)
4 SPRINGFIELD SPIRIT	1	0.0m	1:59.10	57.01s (0)	28.73s (1)
3 BETTERTHANAJEEP	2	2.3m	1:59.28	56.92s (1)	28.55s (1)
2 PADRISIMO	3	4.0m	1:59.40	56.69s (1)	28.35s (1)
10 B MAC C	4	4.4m	1:59.43	56.03s (1)	28.16s (2)
5 BANGKOK BRAVADO	5	4.8m	1:59.47	55.73s (1)	28.01s (1)
9 OYSTER STRIDE	6	4.8m	1:59.47	56.36s (1)	28.51s (2)
1 PACIFIC COIN	7	6.1m	1:59.56	57.09s (0)	28.83s (0)
8 MY ULTIMATE STAR	8	6.6m	1:59.60	56.81s (0)	28.54s (0)
6 HUNTAWAY	9	7.1m	1:59.64	57.91s (0)	29.51s (0)

Finish Position and metres gained from 800m



Sectionals
Powered by



Home of Australian Harness Sectionals

Get your sectionals delivered to your inbox daily

Check out www.pjdata.com.au



The Racing Queensland Board (trading as Racing Queensland) and provider are not responsible for the completeness or accuracy of any of the information contained herein, and makes no representations about its suitability for any purpose.