

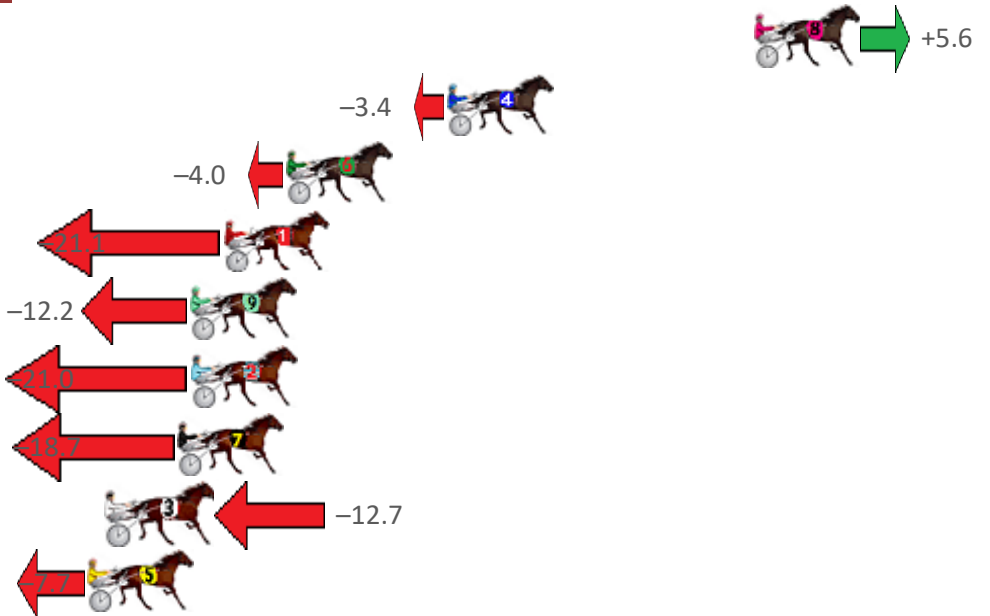
# Redcliffe Race 1 Distance 2040m

Sunday, 26 July 2020

Gross Time: 2:30.80 MileRate: 1:59.00 LeadTime: 31.40s First Qtr: 31.10s Second Qtr: 31.00s Third Qtr: 28.70s Fourth Qtr: 28.60s

No Horse	Plc	Margin	Time	800Time (W)	400 Time (W)
8 THE DEMOCRAT	1	0.0m	2:30.80	56.90s (1)	28.60s (2)
4 DONNY JONES	2	12.2m	2:31.72	57.54s (0)	28.93s (1)
6 JEROSH	3	18.6m	2:32.20	57.58s (1)	28.96s (1)
1 TINTED LASS	4	21.1m	2:32.38	58.80s (0)	29.93s (0)
9 TAYLOR HOOD	5	22.4m	2:32.48	58.17s (1)	29.48s (2)
2 SO BOBS YOUR UNCLE	6	22.4m	2:32.48	58.80s (1)	29.98s (1)
7 WHATA CHALLENGE	7	22.9m	2:32.52	58.63s (0)	29.74s (0)
3 SIR MACS MAN	8	25.7m	2:32.73	58.20s (0)	29.53s (0)
5 MISTER HART	9	26.5m	2:32.79	57.85s (1)	29.46s (2)

Finish Position and metres gained from 800m



Sectionals  
Powered by



Home of Australian Harness Sectionals

Get your sectionals delivered to your inbox daily

Check out [www.pjdata.com.au](http://www.pjdata.com.au)



The Racing Queensland Board (trading as Racing Queensland) and provider are not responsible for the completeness or accuracy of any of the information contained herein, and makes no representations about its suitability for any purpose.

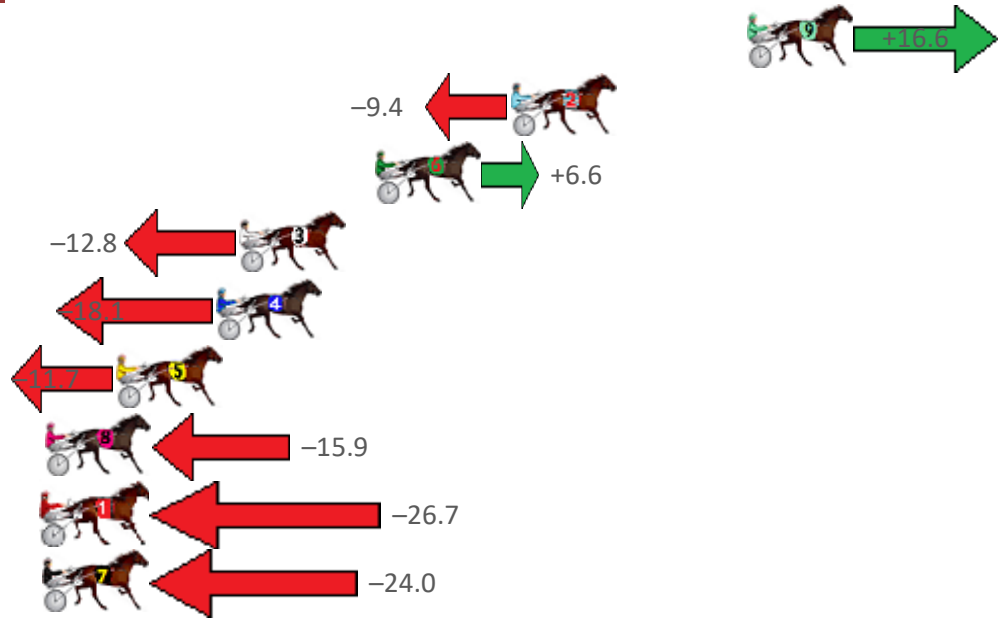
# Redcliffe Race 2 Distance 1780m

Sunday, 26 July 2020

Gross Time: 2:08.30 MileRate: 1:56.00 LeadTime: 11.20s First Qtr: 29.40s Second Qtr: 30.30s Third Qtr: 28.10s Fourth Qtr: 29.30s

No Horse	Plc	Margin	Time	800Time (W)	400 Time (W)
9 HIPSTAR	1	0.0m	2:08.30	56.22s (1)	28.27s (2)
2 COLOMBIAN GOLD	2	9.4m	2:09.02	58.07s (0)	29.98s (0)
6 SO KOOL MASTER	3	14.8m	2:09.44	56.93s (1)	28.95s (2)
3 VALOROSO HANOVER	4	20.2m	2:09.85	58.31s (1)	29.66s (1)
4 KARLOO MAC	5	21.1m	2:09.92	58.69s (1)	30.02s (1)
5 DYNAMIC BROMAC	6	25.1m	2:10.23	58.23s (0)	29.64s (0)
8 BEACH GODDESS	7	27.9m	2:10.44	58.53s (1)	29.90s (1)
1 CIRCLE LINE	8	31.1m	2:10.69	59.31s (0)	30.71s (0)
7 HUNZA VALLEY	9	33.0m	2:10.84	59.11s (0)	30.54s (0)

Finish Position and metres gained from 800m



Sectionals  
Powered by



Home of Australian Harness Sectionals

Get your sectionals delivered to your inbox daily

Check out [www.pjdata.com.au](http://www.pjdata.com.au)



The Racing Queensland Board (trading as Racing Queensland) and provider are not responsible for the completeness or accuracy of any of the information contained herein, and makes no representations about its suitability for any purpose.

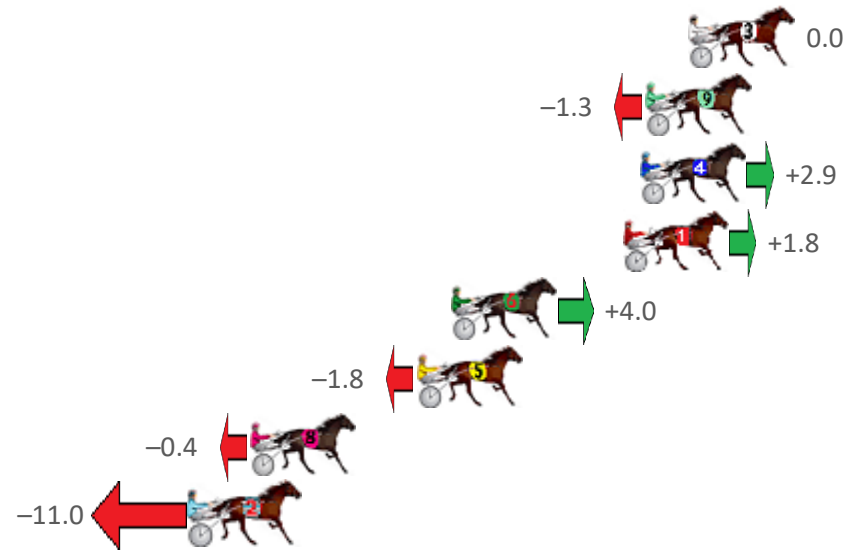
# Redcliffe Race 3 Distance 1780m

Sunday, 26 July 2020

Gross Time: 2:12.70 MileRate: 1:59.90 LeadTime: 11.60s First Qtr: 30.80s Second Qtr: 31.00s Third Qtr: 29.00s Fourth Qtr: 30.30s

No Horse	Plc	Margin	Time	800Time (W)	400 Time (W)
3 GO ANNE GO	1	0.0m	2:12.70	59.30s (0)	30.30s (0)
9 MISTER DECORUM	2	1.7m	2:12.83	59.40s (1)	30.28s (1)
4 DOOLITTLE DANDY	3	1.9m	2:12.85	59.09s (1)	29.93s (1)
1 A BETTER CHANCE	4	2.6m	2:12.91	59.17s (0)	30.15s (0)
6 WHATA STRIDE	5	9.4m	2:13.45	59.01s (1)	29.53s (1)
5 WEASEL	6	10.8m	2:13.56	59.43s (1)	30.21s (1)
8 MOLLY MONTANA	7	17.4m	2:14.08	59.33s (0)	29.82s (0)
2 JETER	8	19.8m	2:14.27	60.11s (0)	30.71s (0)

Finish Position and metres gained from 800m



Sectionals  
Powered by



Home of Australian Harness Sectionals

Get your sectionals delivered to your inbox daily

Check out [www.pjdata.com.au](http://www.pjdata.com.au)



The Racing Queensland Board (trading as Racing Queensland) and provider are not responsible for the completeness or accuracy of any of the information contained herein, and makes no representations about its suitability for any purpose.

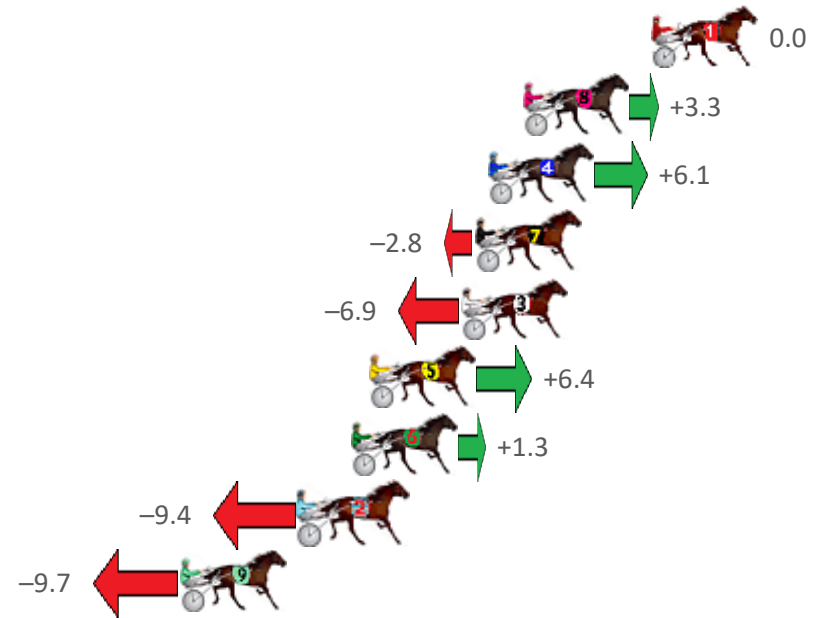
# Redcliffe Race 4 Distance 1780m

Sunday, 26 July 2020

Gross Time: 2:12.00 MileRate: 1:59.30 LeadTime: 11.20s First Qtr: 30.50s Second Qtr: 31.90s Third Qtr: 29.50s Fourth Qtr: 28.90s

No Horse	Plc	Margin	Time	800Time (W)	400 Time (W)
1 MONTANA LAD	1	0.0m	2:12.00	58.40s (0)	28.90s (0)
8 WARNER	2	5.1m	2:12.39	58.16s (0)	28.61s (0)
4 MISS MIA	3	6.5m	2:12.49	57.96s (0)	28.38s (0)
7 FRENCH GLOBE	4	7.0m	2:12.53	58.60s (0)	29.06s (0)
3 STUDLEIGH WILL	5	7.5m	2:12.57	58.90s (1)	29.19s (1)
5 KAAPALI	6	11.2m	2:12.85	57.94s (1)	28.20s (1)
6 HOT DOGMA	7	11.9m	2:12.90	58.31s (1)	28.55s (1)
2 ALWAYS AT NIGHT	8	14.0m	2:13.06	59.08s (1)	29.35s (2)
9 ALL GOOD	9	18.7m	2:13.42	59.10s (1)	29.37s (1)

Finish Position and metres gained from 800m



Sectionals  
Powered by



Home of Australian Harness Sectionals

Get your sectionals delivered to your inbox daily

Check out [www.pjdata.com.au](http://www.pjdata.com.au)



The Racing Queensland Board (trading as Racing Queensland) and provider are not responsible for the completeness or accuracy of any of the information contained herein, and makes no representations about its suitability for any purpose.

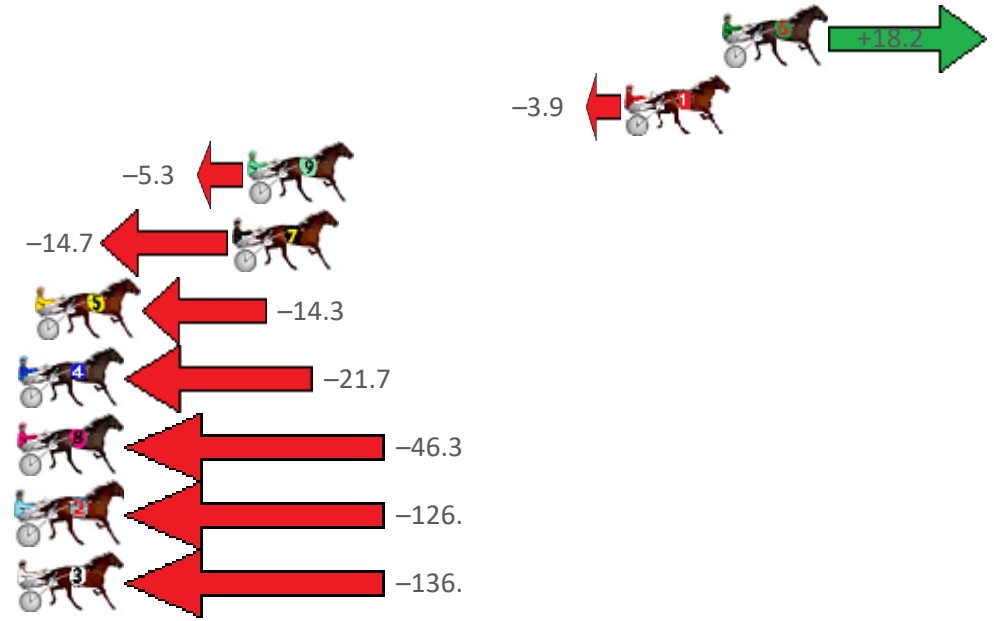
# Redcliffe Race 5 Distance 1780m

Sunday, 26 July 2020

Gross Time: 2:10.50 MileRate: 1:57.90 LeadTime: 11.00s First Qtr: 29.30s Second Qtr: 30.90s Third Qtr: 29.40s Fourth Qtr: 29.90s

No Horse	Plc	Margin	Time	800Time (W)	400 Time (W)
6 CHANCELESS CENTURY	1	0.0m	2:10.50	57.96s (1)	28.80s (2)
1 ANNAS BEST	2	3.9m	2:10.81	59.59s (0)	30.19s (0)
9 COBALT BLUES	3	18.9m	2:11.98	59.69s (1)	30.53s (1)
7 JERONIMO JOE	4	19.5m	2:12.03	60.38s (1)	31.16s (1)
5 KETTERING GIRL	5	27.3m	2:12.64	60.35s (0)	30.50s (0)
4 ROCKNROLL PROMISE	6	30.7m	2:12.90	60.90s (1)	31.75s (2)
8 APACHE WIND	7	46.9m	2:14.17	62.71s (1)	32.85s (0)
2 ROWDYS ACE	8	134.9m	2:21.07	68.62s (0)	38.90s (0)
3 MAJOR LUCKY	9	140.2m	2:21.48	69.32s (0)	38.09s (0)

Finish Position and metres gained from 800m



Sectionals  
Powered by



Home of Australian Harness Sectionals

Get your sectionals delivered to your inbox daily

Check out [www.pjdata.com.au](http://www.pjdata.com.au)



The Racing Queensland Board (trading as Racing Queensland) and provider are not responsible for the completeness or accuracy of any of the information contained herein, and makes no representations about its suitability for any purpose.

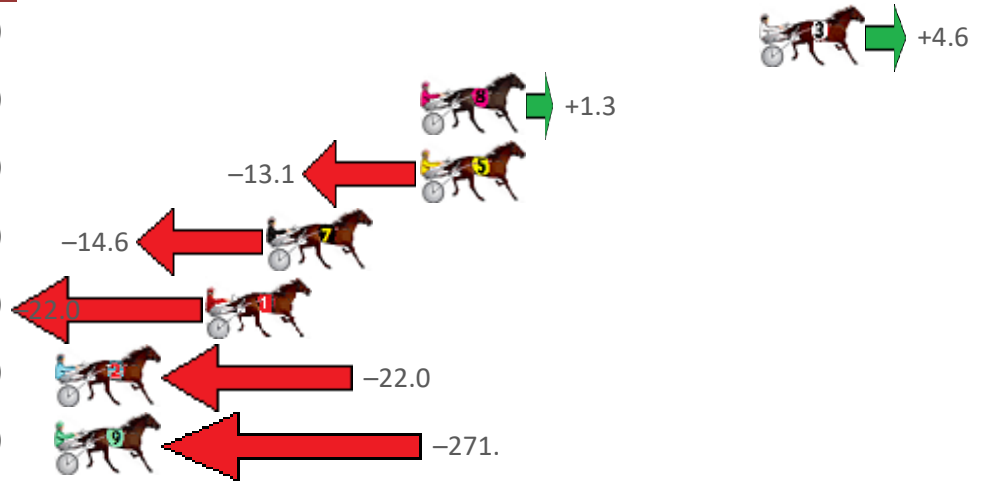
# Redcliffe Race 6 Distance 1780m

Sunday, 26 July 2020

Gross Time: 2:12.50 MileRate: 1:59.80 LeadTime: 11.40s First Qtr: 29.90s Second Qtr: 31.70s Third Qtr: 29.70s Fourth Qtr: 29.80s

No Horse	Plc	Margin	Time	800Time (W)	400 Time (W)
3 WESTERN SHOWGIRL	1	0.0m	2:12.50	59.16s (1)	29.62s (2)
8 SIXPENNY RED	2	13.5m	2:13.55	59.40s (1)	29.79s (3)
5 SQUATTER SHANNON	3	13.5m	2:13.55	60.47s (1)	30.80s (1)
7 BARBOO	4	19.6m	2:14.03	60.58s (0)	30.32s (0)
1 ZED EXPRESS	5	22.0m	2:14.22	61.13s (0)	31.33s (0)
2 TICK OF THE CLOCK	6	31.4m	2:14.95	61.13s (1)	31.37s (1)
9 BARONE	7	290.8m	2:35.21	79.59s (1)	48.60s (0)

Finish Position and metres gained from 800m



Sectionals  
Powered by



Home of Australian Harness Sectionals

Get your sectionals delivered to your inbox daily

Check out [www.pjdata.com.au](http://www.pjdata.com.au)



The Racing Queensland Board (trading as Racing Queensland) and provider are not responsible for the completeness or accuracy of any of the information contained herein, and makes no representations about its suitability for any purpose.



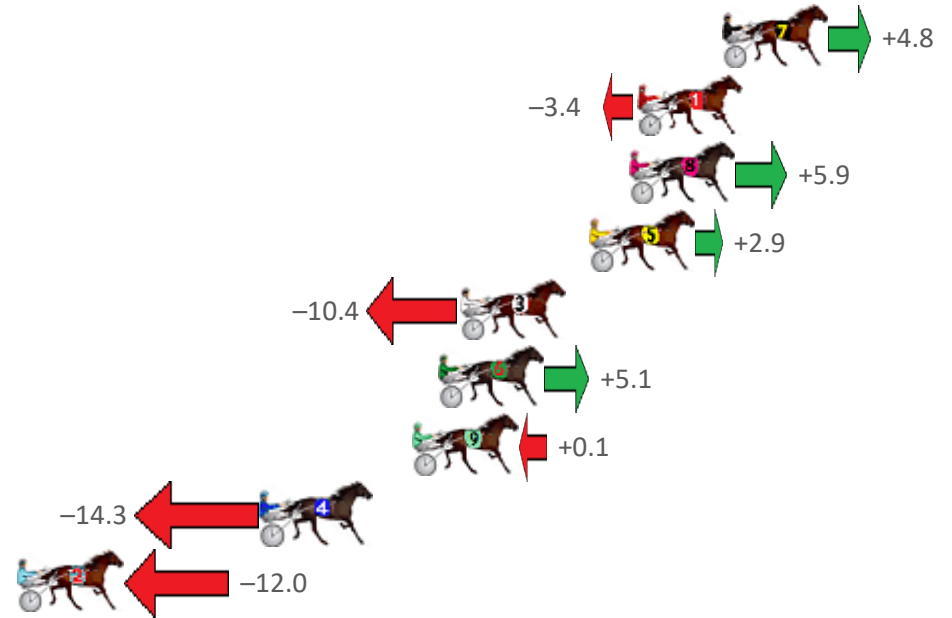
# Redcliffe Race 7 Distance 1780m

Sunday, 26 July 2020

Gross Time: 2:13.00 MileRate: 2:00.30 LeadTime: 11.00s First Qtr: 31.60s Second Qtr: 32.20s Third Qtr: 28.70s Fourth Qtr: 29.50s

No Horse	Plc	Margin	Time	800Time (W)	400 Time (W)
7 SHADYS DELIGHT	1	0.0m	2:13.00	57.85s (0)	29.18s (0)
1 RISKY BUZINESS	2	3.4m	2:13.26	58.45s (0)	29.75s (0)
8 PAGO PAGO	3	3.7m	2:13.29	57.77s (0)	29.13s (0)
5 MOLLYS SECRET	4	5.3m	2:13.41	57.99s (1)	29.43s (2)
3 A ROCKNROLL LEGACY	5	10.4m	2:13.80	58.95s (1)	30.03s (1)
6 ALL GOOD WALLY	6	11.3m	2:13.87	57.83s (2)	29.54s (2)
9 PATCHWORK JET	7	12.3m	2:13.95	58.19s (1)	29.84s (1)
4 KAY NORA SHANNON	8	18.3m	2:14.42	59.23s (1)	30.68s (2)
2 SUNDOWNER SHANNO	9	48.0m	2:16.71	59.07s (0)	30.09s (0)

Finish Position and metres gained from 800m



Sectionals  
Powered by



Home of Australian Harness Sectionals

Get your sectionals delivered to your inbox daily

Check out [www.pjdata.com.au](http://www.pjdata.com.au)



The Racing Queensland Board (trading as Racing Queensland) and provider are not responsible for the completeness or accuracy of any of the information contained herein, and makes no representations about its suitability for any purpose.

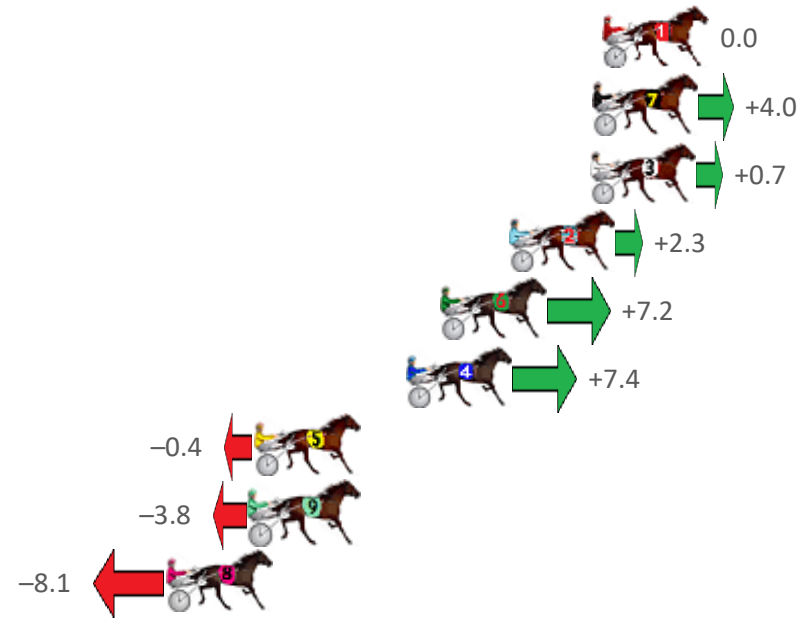
# Redcliffe Race 8 Distance 1780m

Sunday, 26 July 2020

Gross Time: 2:14.60 MileRate: 2:01.70 LeadTime: 11.50s First Qtr: 30.00s Second Qtr: 32.10s Third Qtr: 30.00s Fourth Qtr: 31.00s

No Horse	Plc	Margin	Time	800Time (W)	400 Time (W)
1 ITMIGHTBEYOU	1	0.0m	2:14.60	61.00s (0)	31.00s (0)
7 WILLSINTOWN	2	0.4m	2:14.63	60.70s (0)	30.69s (0)
3 KID CALVERT	3	0.5m	2:14.64	60.95s (1)	30.81s (1)
2 FLIGHTNFIGHT	4	3.7m	2:14.90	60.83s (1)	30.58s (1)
6 CHANG	5	6.4m	2:15.12	60.45s (0)	30.32s (0)
4 DARTESIAN	6	7.8m	2:15.23	60.44s (1)	30.52s (1)
5 IM ISABELLA	7	13.8m	2:15.72	61.03s (2)	30.60s (1)
9 MODERN THOUGHT	8	14.0m	2:15.73	61.29s (1)	31.08s (2)
8 HARRY CROFT	9	17.3m	2:16.00	61.61s (0)	31.50s (0)

Finish Position and metres gained from 800m



Sectionals  
Powered by



Home of Australian Harness Sectionals

Get your sectionals delivered to your inbox daily

Check out [www.pjdata.com.au](http://www.pjdata.com.au)



The Racing Queensland Board (trading as Racing Queensland) and provider are not responsible for the completeness or accuracy of any of the information contained herein, and makes no representations about its suitability for any purpose.



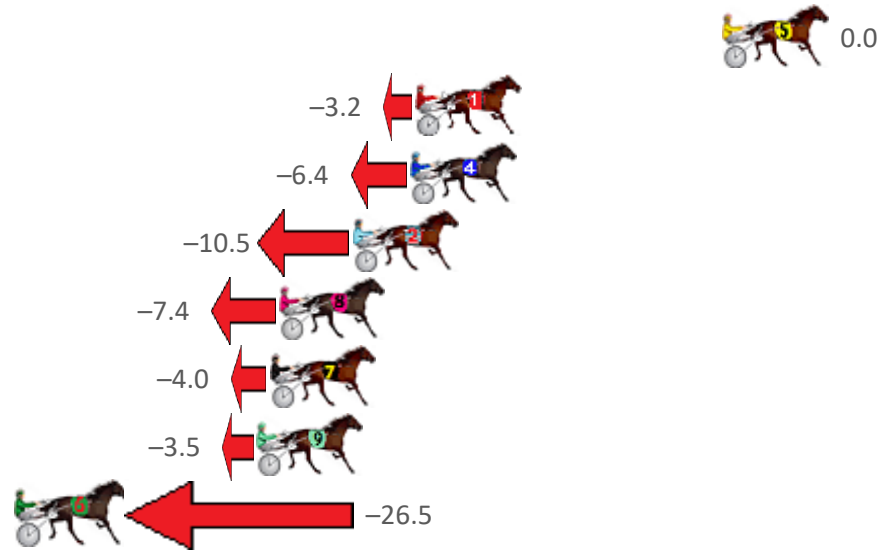
# Redcliffe Race 9 Distance 1780m

Sunday, 26 July 2020

Gross Time: 2:15.30 MileRate: 2:02.30 LeadTime: 10.90s First Qtr: 32.00s Second Qtr: 32.40s Third Qtr: 29.50s Fourth Qtr: 30.50s

No Horse	Plc	Margin	Time	800Time (W)	400 Time (W)
5 OOZINVILLE	1	0.0m	2:15.30	60.00s (0)	30.50s (0)
1 SHEMOZZLE	2	12.2m	2:16.27	60.24s (0)	30.61s (0)
4 WECANONLYHOPE	3	12.4m	2:16.29	60.48s (1)	30.94s (2)
2 BETTERTHAN TORQUE	4	14.7m	2:16.47	60.78s (0)	31.11s (0)
8 PRIVATE JUJON	5	17.6m	2:16.70	60.55s (1)	30.97s (1)
7 WRITEABOUTCHELSEA	6	18.0m	2:16.74	60.30s (0)	30.62s (1)
9 LITTLEDEE	7	18.5m	2:16.78	60.26s (1)	30.87s (2)
6 WATYOUSEEISWATUGE	8	28.3m	2:17.56	61.98s (1)	32.30s (1)

Finish Position and metres gained from 800m



Sectionals  
Powered by



Home of Australian Harness Sectionals

Get your sectionals delivered to your inbox daily

Check out [www.pjdata.com.au](http://www.pjdata.com.au)



The Racing Queensland Board (trading as Racing Queensland) and provider are not responsible for the completeness or accuracy of any of the information contained herein, and makes no representations about its suitability for any purpose.

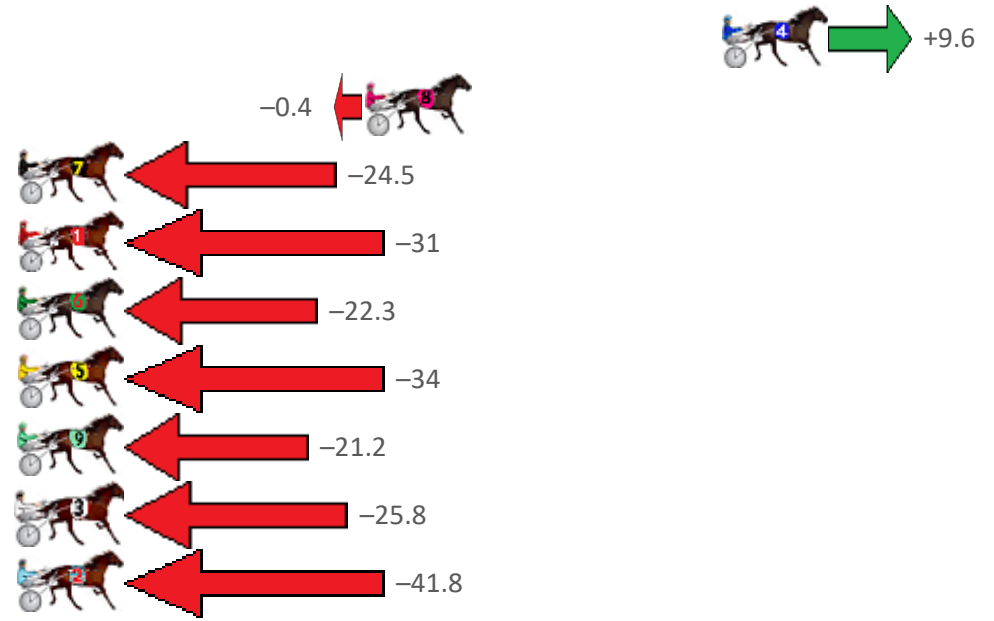
# Redcliffe Race 10 Distance 1780m

Sunday, 26 July 2020

Gross Time: 2:11.60 MileRate: 1:59.00 LeadTime: 11.10s First Qtr: 30.00s Second Qtr: 31.10s Third Qtr: 29.50s Fourth Qtr: 29.90s

No Horse	Plc	Margin	Time	800Time (W)	400 Time (W)
4 MANOFLISA	1	0.0m	2:11.60	58.69s (1)	29.90s (2)
8 GLENCOE REIGN	2	14.2m	2:12.71	59.43s (1)	30.44s (2)
7 ITS YOU NOT ME	3	29.3m	2:13.90	61.21s (0)	31.57s (0)
1 JASPERS AYR	4	30.8m	2:14.01	61.67s (0)	32.00s (0)
6 HURRIKANE SPECIAL	5	31.5m	2:14.07	61.05s (0)	31.38s (0)
5 ILLBEWATCHING	6	34.6m	2:14.31	61.88s (1)	32.09s (1)
9 TEACHERS PET	7	39.6m	2:14.70	60.97s (1)	31.89s (2)
3 SWEET SCOOT	8	43.8m	2:15.03	61.30s (0)	32.09s (1)
2 THE LAST STARFIRE	9	47.0m	2:15.28	62.49s (1)	32.67s (1)

Finish Position and metres gained from 800m



Sectionals  
Powered by



Home of Australian Harness Sectionals

Get your sectionals delivered to your inbox daily

Check out [www.pjdata.com.au](http://www.pjdata.com.au)



The Racing Queensland Board (trading as Racing Queensland) and provider are not responsible for the completeness or accuracy of any of the information contained herein, and makes no representations about its suitability for any purpose.