

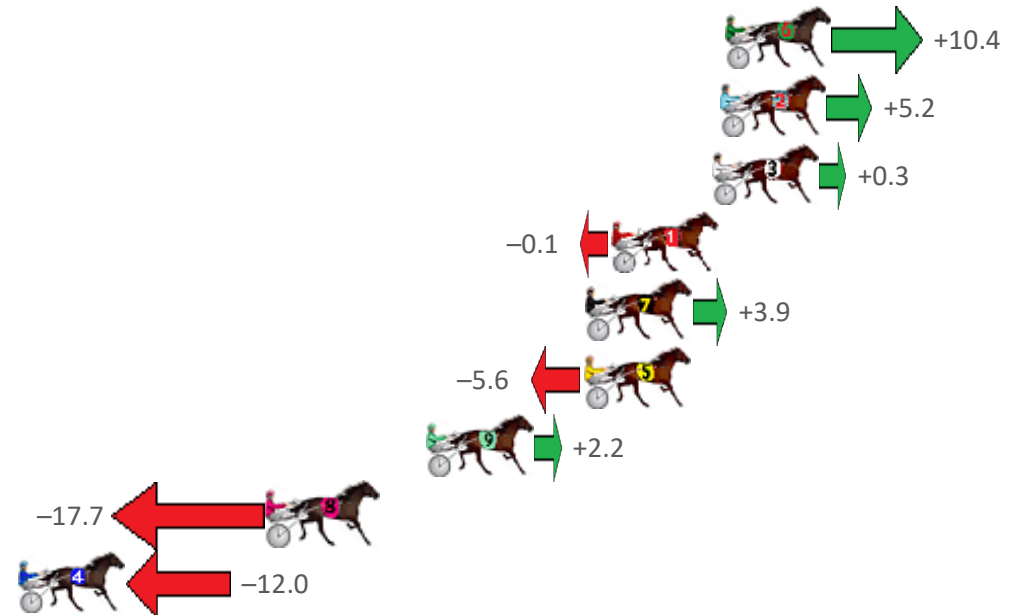
# Redcliffe Race 1 Distance 1780m

Friday, 25 September 2020

Gross Time: 2:10.00 MileRate: 1:57.60 LeadTime: 11.10s First Qtr: 30.00s Second Qtr: 29.80s Third Qtr: 29.10s Fourth Qtr: 30.00s

NoHorse	Plc	Margin	Time	800Time (W)	400 Time (W)
6 HOLY CAMP CLIVE	1	0.0m	2:10.00	58.34s (1)	29.08s (1)
2 UNASSUMING CHAMP	2	0.2m	2:10.02	58.72s (1)	29.43s (1)
3 DOUBLE OR NOTHING	3	0.5m	2:10.04	59.08s (1)	29.80s (1)
1 OUR BONDI BEACH	4	4.5m	2:10.35	59.11s (0)	29.99s (0)
7 ULTIMATE AD	5	5.5m	2:10.43	58.81s (0)	29.69s (0)
5 COLONEL JOY	6	5.6m	2:10.44	59.51s (0)	30.42s (0)
9 PSYCHEDELIC	7	11.8m	2:10.93	58.94s (0)	29.84s (0)
8 JUST ROKIN	8	18.1m	2:11.42	60.40s (2)	30.68s (2)
4 ATTACK ON COMMAND	9	29.0m	2:12.28	59.98s (1)	31.19s (3)

Finish Position and metres gained from 800m



Sectionals  
Powered by



Home of Australian Harness Sectionals

Get your sectionals delivered to your inbox daily

Check out [www.pjdata.com.au](http://www.pjdata.com.au)



The Racing Queensland Board (trading as Racing Queensland) and provider are not responsible for the completeness or accuracy of any of the information contained herein, and makes no representations about its suitability for any purpose.

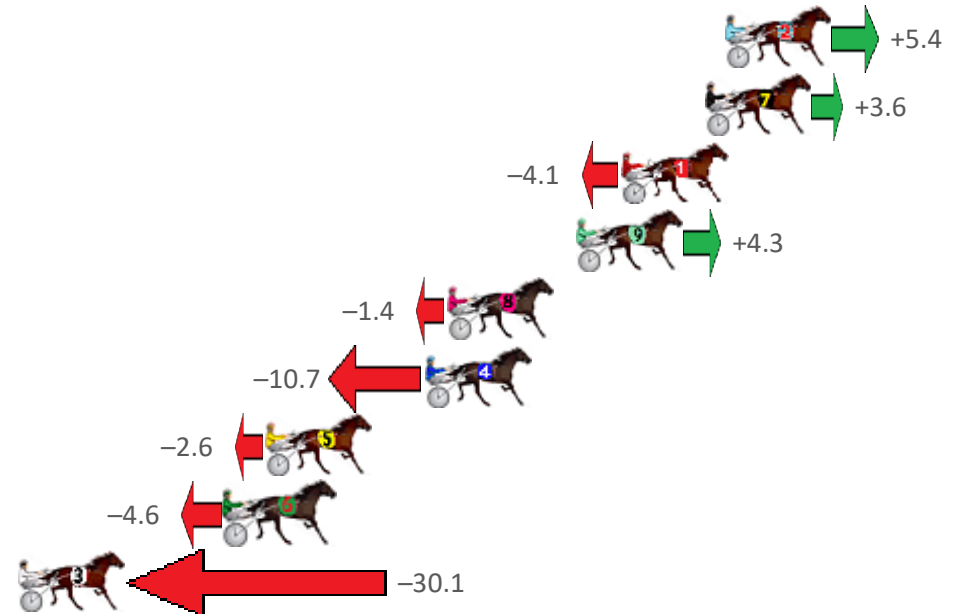
# Redcliffe Race 2 Distance 1780m

Friday, 25 September 2020

Gross Time: 2:10.50 MileRate: 1:58.00 LeadTime: 11.30s First Qtr: 30.20s Second Qtr: 31.10s Third Qtr: 28.70s Fourth Qtr: 29.20s

NoHorse	Plc	Margin	Time	800Time (W)	400 Time (W)
2 SMITHSTARS LEXUS	1	0.0m	2:10.50	57.51s (1)	29.19s (1)
7 ARBIT MAJOR	2	0.8m	2:10.56	57.64s (0)	28.94s (0)
1 IFOUNDTHEBEACH	3	4.1m	2:10.81	58.20s (0)	29.50s (0)
9 LOYOLA TRIOS	4	5.9m	2:10.95	57.59s (1)	29.25s (2)
8 FRANCISCO DE GORE	5	11.0m	2:11.34	58.00s (0)	29.35s (0)
4 LIVING GRAND	6	11.9m	2:11.41	58.67s (1)	29.73s (1)
5 WHOSTOLEMYPIGEON	7	18.2m	2:11.89	58.09s (1)	29.62s (2)
6 MISTER BLACKJACK	8	19.8m	2:12.02	58.23s (0)	29.74s (1)
3 GREGS LEGACY	9	49.5m	2:14.29	60.07s (0)	31.57s (0)

Finish Position and metres gained from 800m



Sectionals  
Powered by



Home of Australian Harness Sectionals

Get your sectionals delivered to your inbox daily

Check out [www.pjdata.com.au](http://www.pjdata.com.au)



The Racing Queensland Board (trading as Racing Queensland) and provider are not responsible for the completeness or accuracy of any of the information contained herein, and makes no representations about its suitability for any purpose.

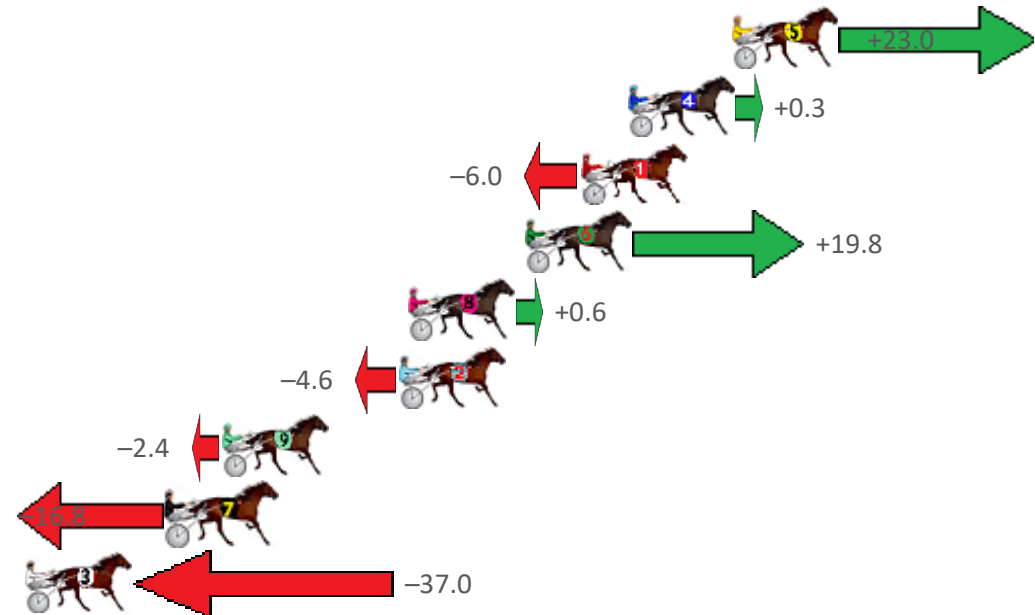
# Redcliffe Race 3 Distance 1780m

Friday, 25 September 2020

Gross Time: 2:11.90 MileRate: 1:59.20 LeadTime: 11.50s First Qtr: 29.20s Second Qtr: 31.40s Third Qtr: 28.80s Fourth Qtr: 31.00s

NoHorse	Plc	Margin	Time	800Time (W)	400 Time (W)
5 FAVOURITEHIGHLIGHT	1	0.0m	2:11.90	58.09s (1)	29.81s (2)
4 ALLSTAR SEA	2	4.1m	2:12.23	59.78s (1)	30.88s (1)
1 IMPRESSIVE DIAMOND	3	6.0m	2:12.39	60.25s (0)	31.46s (0)
6 MONTANA EXPRESS	4	8.2m	2:12.56	58.33s (1)	30.09s (2)
8 SONNY ORLANDO	5	12.8m	2:12.94	59.76s (1)	30.77s (1)
2 ROBINMEGOOD	6	13.2m	2:12.97	60.14s (1)	31.26s (1)
9 PILOT PETE	7	20.2m	2:13.54	59.98s (1)	31.79s (2)
7 FOUR FOR FOUR	8	22.4m	2:13.72	61.05s (0)	31.76s (0)
3 OUR RIDGY DIDGE	9	37.2m	2:14.92	62.55s (1)	33.68s (3)

Finish Position and metres gained from 800m



Sectionals  
Powered by



Home of Australian Harness Sectionals

Get your sectionals delivered to your inbox daily

Check out [www.pjdata.com.au](http://www.pjdata.com.au)



The Racing Queensland Board (trading as Racing Queensland) and provider are not responsible for the completeness or accuracy of any of the information contained herein, and makes no representations about its suitability for any purpose.

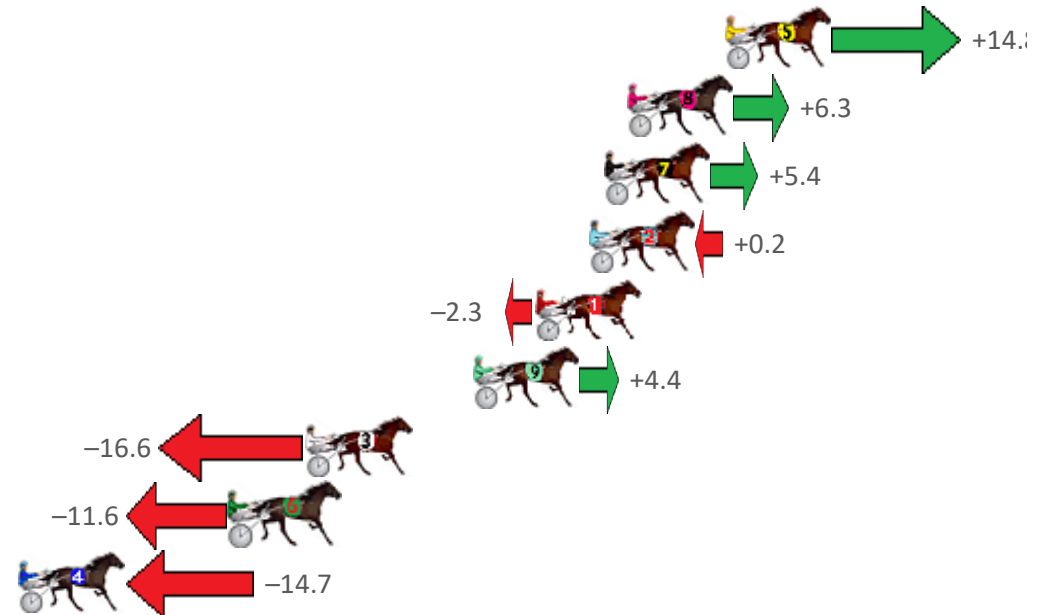
# Redcliffe Race 4 Distance 2040m

Friday, 25 September 2020

Gross Time: 2:31.20 MileRate: 1:59.30 LeadTime: 30.50s First Qtr: 30.90s Second Qtr: 30.30s Third Qtr: 29.70s Fourth Qtr: 29.80s

NoHorse	Plc	Margin	Time	800Time (W)	400 Time (W)
5 THREE MUGS IN	1	0.0m	2:31.20	58.41s (1)	29.12s (1)
8 IMA TOP TYCOON	2	3.9m	2:31.50	59.03s (1)	29.93s (2)
7 WATTLEBANK FLYER	3	4.8m	2:31.57	59.10s (0)	29.44s (0)
2 MARK DENNIS	4	5.4m	2:31.62	59.49s (1)	30.01s (1)
1 KARLOO MAC	5	7.5m	2:31.79	59.67s (0)	30.00s (0)
9 HUNTAWAY	6	10.0m	2:31.98	59.17s (0)	29.49s (0)
3 COMPLY OR DIE	7	16.6m	2:32.50	60.73s (0)	31.03s (0)
6 INTRANSIT	8	19.6m	2:32.73	60.36s (2)	30.20s (2)
4 SPRINGFIELD SPIRIT	9	28.9m	2:33.46	60.59s (2)	30.80s (1)

Finish Position and metres gained from 800m



Sectionals  
Powered by



Home of Australian Harness Sectionals

Get your sectionals delivered to your inbox daily

Check out [www.pjdata.com.au](http://www.pjdata.com.au)



The Racing Queensland Board (trading as Racing Queensland) and provider are not responsible for the completeness or accuracy of any of the information contained herein, and makes no representations about its suitability for any purpose.

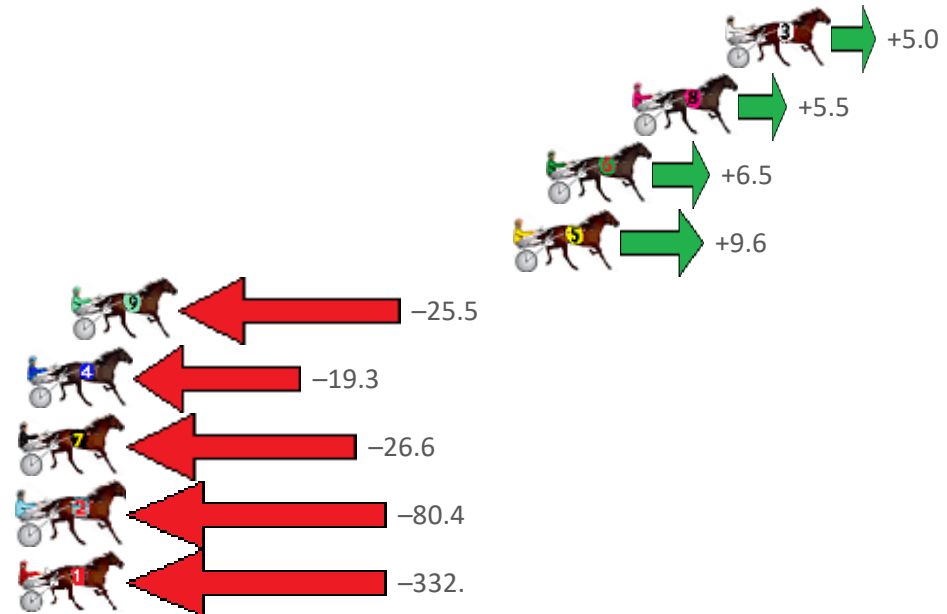
# Redcliffe Race 5 Distance 1780m

Friday, 25 September 2020

Gross Time: 2:12.10 MileRate: 1:59.40 LeadTime: 11.50s First Qtr: 31.60s Second Qtr: 30.30s Third Qtr: 29.00s Fourth Qtr: 29.70s

NoHorse	Plc	Margin	Time	800Time (W)	400 Time (W)
3 MOLLYS SECRET	1	0.0m	2:12.10	58.34s (1)	29.70s (2)
8 MAJOR LUCKY	2	3.7m	2:12.39	58.30s (1)	29.65s (2)
6 PROMISES MADE	3	7.1m	2:12.65	58.23s (1)	29.54s (2)
5 ELZBOY	4	8.4m	2:12.75	58.00s (1)	29.32s (2)
9 ALL GOOD WALLY	5	25.9m	2:14.12	60.56s (1)	31.60s (1)
4 JENUFLECTION	6	27.7m	2:14.26	60.11s (0)	30.86s (0)
7 COUNTRY RUN	7	30.8m	2:14.50	60.64s (0)	31.49s (0)
2 LEFTHOOKRIGHTCROSS	8	80.4m	2:18.36	64.57s (0)	35.56s (0)
1 UTELLA	9	692.4m	3:05.99	82.95s (0)	43.91s (0)

Finish Position and metres gained from 800m



Sectionals  
Powered by



Home of Australian Harness Sectionals

Get your sectionals delivered to your inbox daily

Check out [www.pjdata.com.au](http://www.pjdata.com.au)



The Racing Queensland Board (trading as Racing Queensland) and provider are not responsible for the completeness or accuracy of any of the information contained herein, and makes no representations about its suitability for any purpose.

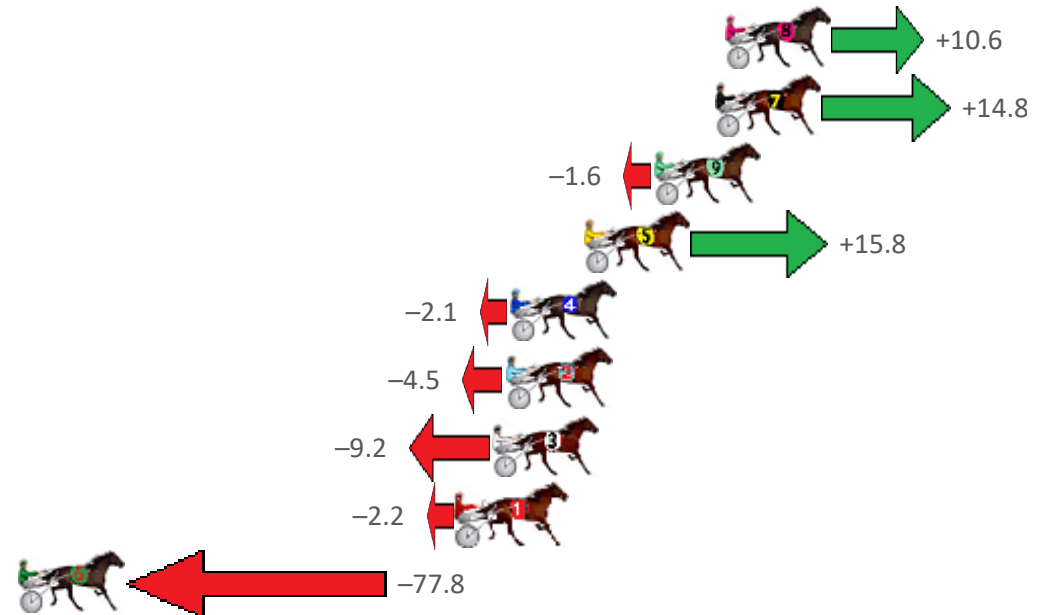
# Redcliffe Race 6 Distance 1780m

Friday, 25 September 2020

Gross Time: 2:14.60 MileRate: 2:01.70 LeadTime: 11.20s First Qtr: 32.20s Second Qtr: 32.10s Third Qtr: 28.80s Fourth Qtr: 30.30s

NoHorse	Plc	Margin	Time	800Time (W)	400 Time (W)
8 FAST IS BETTOR	1	0.0m	2:14.60	58.32s (1)	29.64s (2)
7 WATYOUSEEISWATUGE	2	0.4m	2:14.63	58.01s (1)	29.32s (2)
9 CANNAN	3	2.8m	2:14.82	59.22s (1)	30.51s (1)
5 APACHE WHITESOX	4	5.6m	2:15.04	57.94s (1)	29.23s (1)
4 MAJOR HEI	5	8.5m	2:15.27	59.25s (1)	30.52s (1)
2 MAKINMEFEELGOOD	6	8.7m	2:15.29	59.43s (0)	30.37s (0)
3 TICK OF THE CLOCK	7	9.2m	2:15.33	59.78s (0)	30.99s (0)
1 CHANG	8	10.6m	2:15.44	59.26s (0)	30.18s (1)
6 IM SANDY BAY	9	93.0m	2:21.98	64.82s (0)	35.12s (0)

Finish Position and metres gained from 800m



Sectionals  
Powered by



Home of Australian Harness Sectionals

Get your sectionals delivered to your inbox daily

Check out [www.pjdata.com.au](http://www.pjdata.com.au)



The Racing Queensland Board (trading as Racing Queensland) and provider are not responsible for the completeness or accuracy of any of the information contained herein, and makes no representations about its suitability for any purpose.

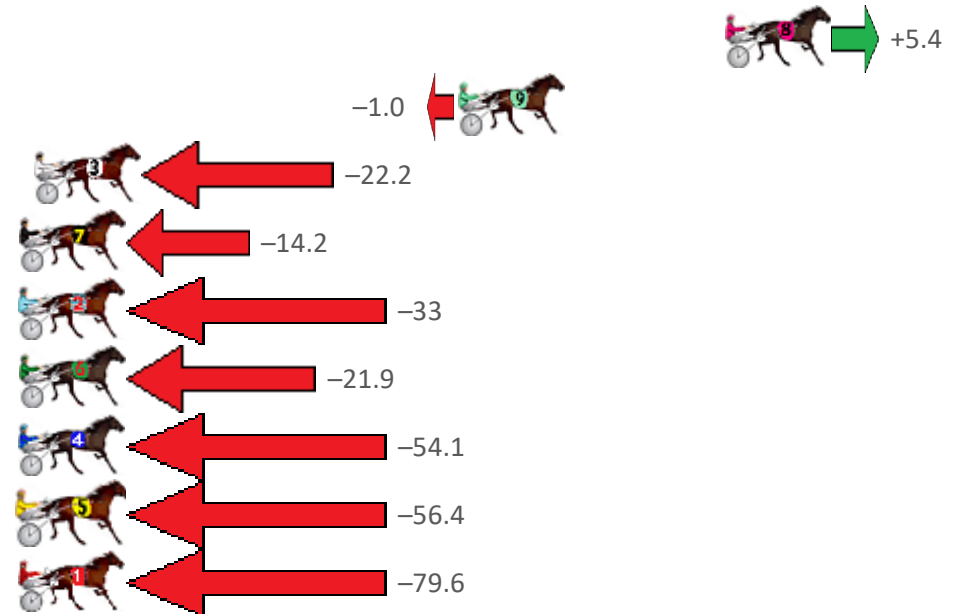
# Redcliffe Race 7 Distance 1780m

Friday, 25 September 2020

Gross Time: 2:12.00 MileRate: 1:59.40 LeadTime: 11.00s First Qtr: 30.70s Second Qtr: 31.00s Third Qtr: 29.40s Fourth Qtr: 29.90s

NoHorse	Plc	Margin	Time	800Time (W)	400 Time (W)
8 WHERES TASCOTT	1	0.0m	2:12.00	58.90s (1)	29.90s (2)
9 DOWNTOWN LUCCA	2	10.6m	2:12.83	59.37s (1)	30.38s (2)
3 DONTCH SEE IT	3	27.4m	2:14.15	60.94s (0)	31.42s (0)
7 SHESFEELINPRECIOUS	4	31.0m	2:14.43	60.35s (0)	30.69s (1)
2 MAGHERA MAGGIE	5	33.6m	2:14.63	61.69s (1)	32.12s (1)
6 BAMBOLE NERE	6	35.9m	2:14.81	60.91s (1)	31.11s (2)
4 SHEZ GOT BLING	7	54.1m	2:16.24	63.29s (0)	33.74s (0)
5 LOYOLA SIOUX	8	75.6m	2:17.92	63.46s (1)	32.55s (0)
1 ROYAL ICING	9	92.2m	2:19.22	65.17s (0)	35.04s (0)

Finish Position and metres gained from 800m



Sectionals  
Powered by



Home of Australian Harness Sectionals

Get your sectionals delivered to your inbox daily

Check out [www.pjdata.com.au](http://www.pjdata.com.au)



The Racing Queensland Board (trading as Racing Queensland) and provider are not responsible for the completeness or accuracy of any of the information contained herein, and makes no representations about its suitability for any purpose.

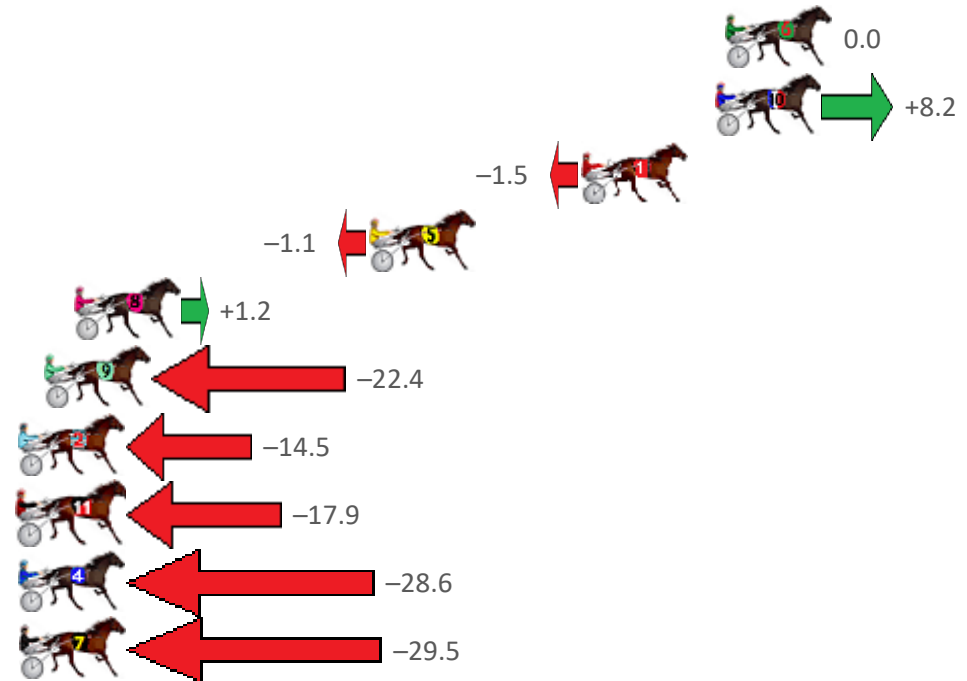
# Redcliffe Race 8 Distance 2280m

Friday, 25 September 2020

Gross Time: 3:01.20 MileRate: 2:07.40 LeadTime: 55.50s First Qtr: 32.00s Second Qtr: 32.50s Third Qtr: 30.70s Fourth Qtr: 30.50s

No	Horse	Plc	Margin	Time	800Time (W)	400 Time (W)
6	AURORA	1	0.0m	3:01.20	61.20s (0)	30.50s (0)
10	JANSSON	2	0.4m	3:01.23	60.58s (0)	29.85s (0)
1	SOH TWISTED	3	5.7m	3:01.65	61.31s (0)	30.60s (0)
5	MALABAR SPUR	4	14.1m	3:02.33	61.28s (0)	30.46s (0)
8	ROCKET NOVA	5	25.8m	3:03.26	61.11s (1)	31.09s (2)
9	DOWN UNDER RORS	6	27.0m	3:03.36	62.90s (1)	32.02s (1)
2	CHOCOLATEHANDFUL	7	28.9m	3:03.51	62.30s (1)	31.77s (2)
11	DOUG	8	36.5m	3:04.11	62.56s (1)	32.72s (2)
4	CRAZY BEN	9	38.4m	3:04.27	63.38s (1)	32.40s (1)
7	HEDGE YOUR BET	10	79.5m	3:07.55	63.44s (0)	32.36s (0)

Finish Position and metres gained from 800m



Sectionals  
Powered by



Home of Australian Harness Sectionals

Get your sectionals delivered to your inbox daily

Check out [www.pjdata.com.au](http://www.pjdata.com.au)



The Racing Queensland Board (trading as Racing Queensland) and provider are not responsible for the completeness or accuracy of any of the information contained herein, and makes no representations about its suitability for any purpose.