

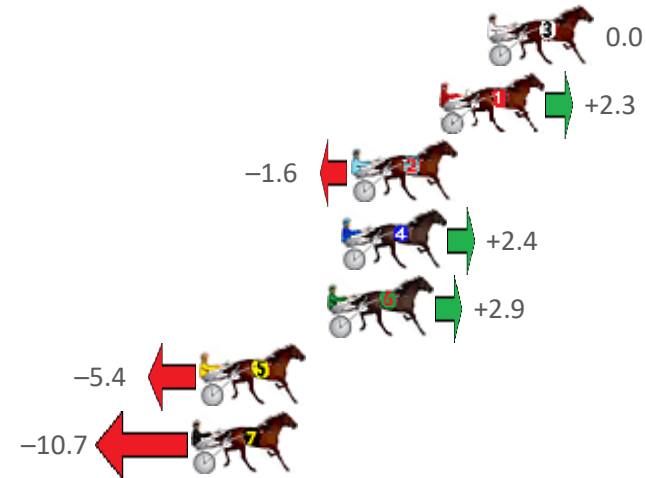
# Redcliffe Race 1 Distance 2613m

Tuesday, 29 September 2020

Gross Time: 3:24.00 MileRate: 2:05.60 LeadTime: 80.10s First Qtr: 32.20s Second Qtr: 31.60s Third Qtr: 29.90s Fourth Qtr: 30.20s

NoHorse	Plc	Margin	Time	800Time (W)	400 Time (W)
3 TORFINO MIST	1	0.0m	3:24.00	60.10s (0)	30.20s (0)
1 JETER	2	1.9m	3:24.15	59.93s (0)	30.01s (0)
2 LANSBURY	3	5.4m	3:24.43	60.22s (1)	30.38s (1)
4 ROSEHILL MAGIC	4	5.8m	3:24.46	59.92s (1)	30.05s (1)
6 MELPARK MAGIC	5	6.3m	3:24.50	59.88s (0)	29.98s (0)
5 AVEROSS DON	6	11.4m	3:24.90	60.50s (2)	30.47s (2)
7 HAVANA MAGIC	7	11.7m	3:24.93	60.90s (2)	30.85s (2)

Finish Position and metres gained from 800m



Sectionals  
Powered by



Home of Australian Harness Sectionals

Get your sectionals delivered to your inbox daily

Check out [www.pjdata.com.au](http://www.pjdata.com.au)



The Racing Queensland Board (trading as Racing Queensland) and provider are not responsible for the completeness or accuracy of any of the information contained herein, and makes no representations about its suitability for any purpose.

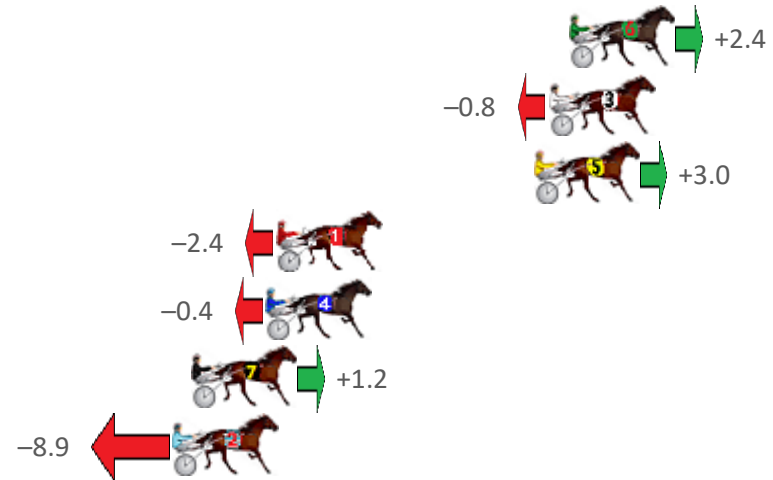
# Redcliffe Race 2 Distance 1780m

Tuesday, 29 September 2020

Gross Time: 2:16.10 MileRate: 2:03.00 LeadTime: 11.20s First Qtr: 33.20s Second Qtr: 32.20s Third Qtr: 30.80s Fourth Qtr: 28.70s

No	Horse	Plc	Margin	Time	800Time (W)	400 Time (W)
6	OUR OVERANOVA	1	0.0m	2:16.10	59.32s (1)	28.61s (1)
3	IM THE COMMANDO	2	0.8m	2:16.16	59.56s (0)	28.76s (0)
5	GREG THE GREAT	3	1.4m	2:16.21	59.28s (0)	28.44s (0)
1	MATATOKI	4	11.6m	2:16.97	59.68s (0)	28.84s (0)
4	MIRACLE RISING	5	12.0m	2:17.00	59.53s (1)	28.84s (1)
7	SIR FAHRENHEIT	6	15.0m	2:17.23	59.41s (1)	28.74s (0)
2	IVANOV	7	15.7m	2:17.28	60.16s (1)	29.42s (1)

### Finish Position and metres gained from 800m



Sectionals  
Powered by



Home of Australian Harness Sectionals

Get your sectionals delivered to your inbox daily

Check out [www.pjdata.com.au](http://www.pjdata.com.au)



The Racing Queensland Board (trading as Racing Queensland) and provider are not responsible for the completeness or accuracy of any of the information contained herein, and makes no representations about its suitability for any purpose.

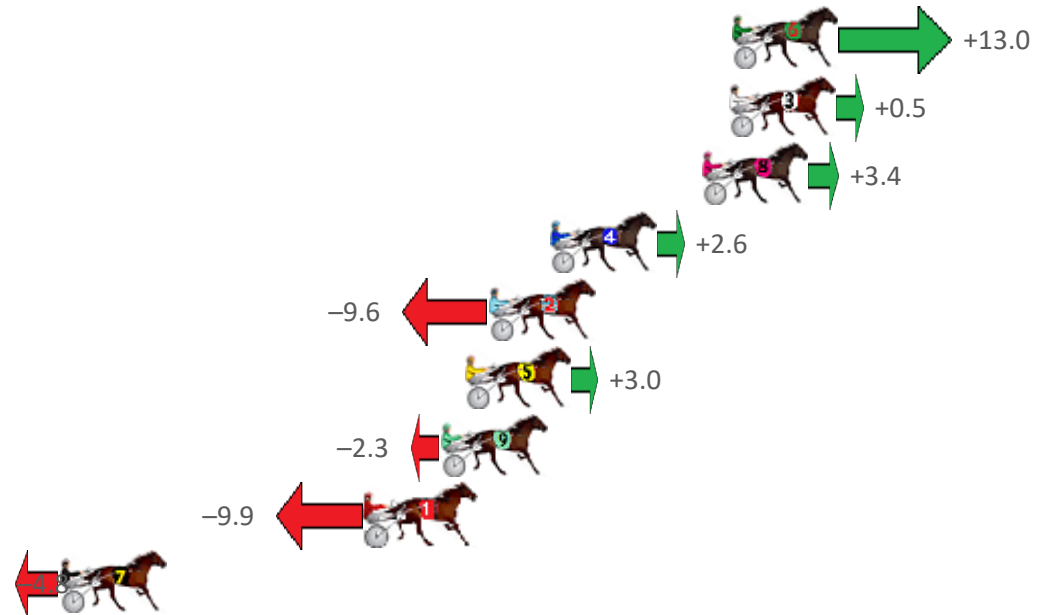
# Redcliffe Race 3 Distance 2040m

Tuesday, 29 September 2020

Gross Time: 2:33.40 MileRate: 2:01.00 LeadTime: 30.70s First Qtr: 32.70s Second Qtr: 30.90s Third Qtr: 29.30s Fourth Qtr: 29.80s

NoHorse	Plc	Margin	Time	800Time (W)	400 Time (W)
6 ALBION ARK	1	0.0m	2:33.40	58.14s (2)	29.55s (2)
3 UNDERTHEKILT	2	0.1m	2:33.41	59.06s (1)	29.59s (1)
8 MISTER FINNIGAN	3	1.2m	2:33.49	58.85s (1)	29.36s (1)
4 PAGO PAGO	4	7.2m	2:33.96	58.91s (1)	29.76s (2)
2 SIXPENNY RED	5	9.6m	2:34.15	59.81s (0)	30.51s (0)
5 TOO GOOD FOR YOU	6	10.6m	2:34.23	58.88s (0)	29.65s (1)
9 OUR BUSCEMI	7	11.5m	2:34.30	59.27s (0)	29.87s (0)
1 HOT DOGMA	8	14.5m	2:34.53	59.83s (0)	30.41s (0)
7 SHEZ ALL STYLE	9	26.6m	2:35.48	59.45s (0)	30.07s (0)

Finish Position and metres gained from 800m



Sectionals  
Powered by



Home of Australian Harness Sectionals

Get your sectionals delivered to your inbox daily

Check out [www.pjdata.com.au](http://www.pjdata.com.au)



The Racing Queensland Board (trading as Racing Queensland) and provider are not responsible for the completeness or accuracy of any of the information contained herein, and makes no representations about its suitability for any purpose.

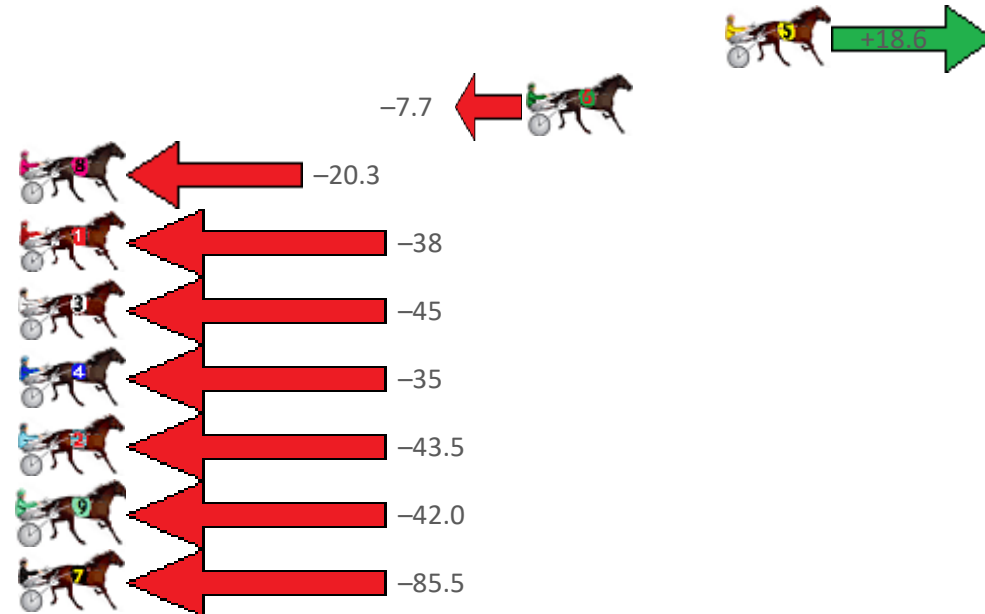
# Redcliffe Race 4 Distance 1780m

Tuesday, 29 September 2020

Gross Time: 2:11.80 MileRate: 1:59.20 LeadTime: 11.50s First Qtr: 29.70s Second Qtr: 30.50s Third Qtr: 29.50s Fourth Qtr: 30.60s

NoHorse	Plc	Margin	Time	800Time (W)	400 Time (W)
5 HARRY CROFT	1	0.0m	2:11.80	58.71s (1)	29.87s (2)
6 APACHE WHITESOX	2	7.9m	2:12.43	60.68s (2)	31.20s (0)
8 BUSTABALLOON	3	31.5m	2:14.32	61.62s (0)	30.93s (2)
1 VALKYRIE HANOVER	4	37.3m	2:14.79	62.89s (0)	32.74s (0)
3 IAM ROCHELLES ART	5	45.4m	2:15.44	63.42s (1)	33.19s (1)
4 LITTLE AUCKLAND	6	49.2m	2:15.74	62.71s (1)	32.67s (2)
2 POSER	7	50.9m	2:15.88	63.35s (1)	32.86s (1)
9 BERTILS WATCH ME	8	92.0m	2:19.17	63.24s (0)	32.65s (0)
7 DUCHESS DOWNUNDE	9	92.3m	2:19.19	66.49s (0)	35.81s (0)

Finish Position and metres gained from 800m



Sectionals  
Powered by



Home of Australian Harness Sectionals

Get your sectionals delivered to your inbox daily

Check out [www.pjdata.com.au](http://www.pjdata.com.au)



The Racing Queensland Board (trading as Racing Queensland) and provider are not responsible for the completeness or accuracy of any of the information contained herein, and makes no representations about its suitability for any purpose.

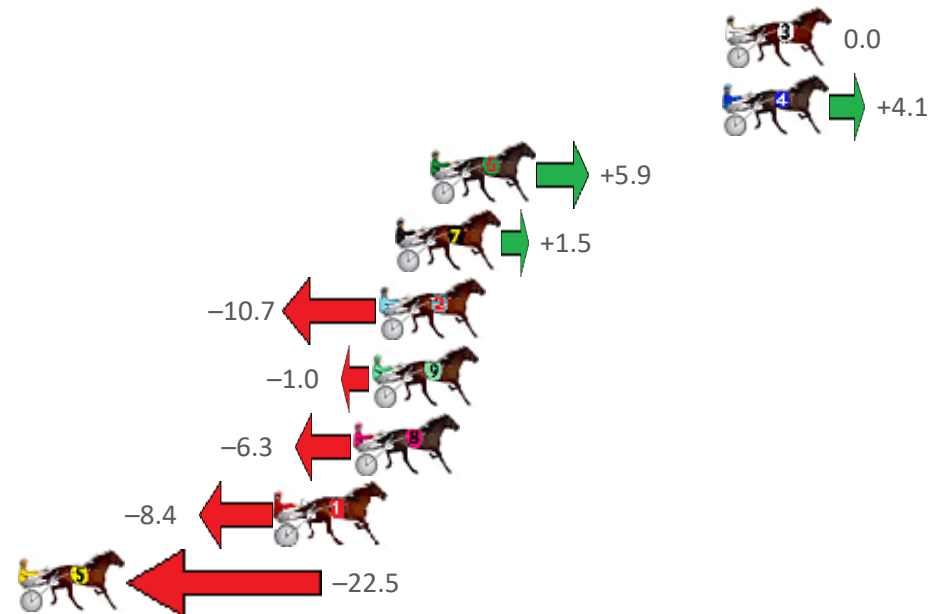
# Redcliffe Race 5 Distance 1780m

Tuesday, 29 September 2020

Gross Time: 2:13.70 MileRate: 2:00.90 LeadTime: 11.00s First Qtr: 30.50s Second Qtr: 31.20s Third Qtr: 31.10s Fourth Qtr: 29.90s

NoHorse	Plc	Margin	Time	800Time (W)	400 Time (W)
3 HAPPY PUBLICANS	1	0.0m	2:13.70	61.00s (0)	29.90s (0)
4 GIDUP CAPTAIN	2	0.1m	2:13.71	60.69s (0)	29.57s (0)
6 FIRE EYES	3	11.7m	2:14.62	60.55s (1)	29.58s (1)
7 LAKER	4	13.1m	2:14.73	60.89s (0)	29.76s (0)
2 TORQUE IN CONTROL	5	13.7m	2:14.77	61.81s (1)	30.74s (1)
9 OCTOBER RACKETEER	6	14.0m	2:14.80	61.08s (1)	30.06s (1)
8 DOOLITTLE DEXTER	7	14.7m	2:14.85	61.48s (1)	30.46s (1)
1 JOY TO ALL	8	17.8m	2:15.09	61.64s (0)	30.48s (0)
5 OUR LITTLE SKIPPER	9	43.9m	2:17.14	62.71s (0)	31.45s (0)

Finish Position and metres gained from 800m



Sectionals  
Powered by



Home of Australian Harness Sectionals

Get your sectionals delivered to your inbox daily

Check out [www.pjdata.com.au](http://www.pjdata.com.au)



The Racing Queensland Board (trading as Racing Queensland) and provider are not responsible for the completeness or accuracy of any of the information contained herein, and makes no representations about its suitability for any purpose.

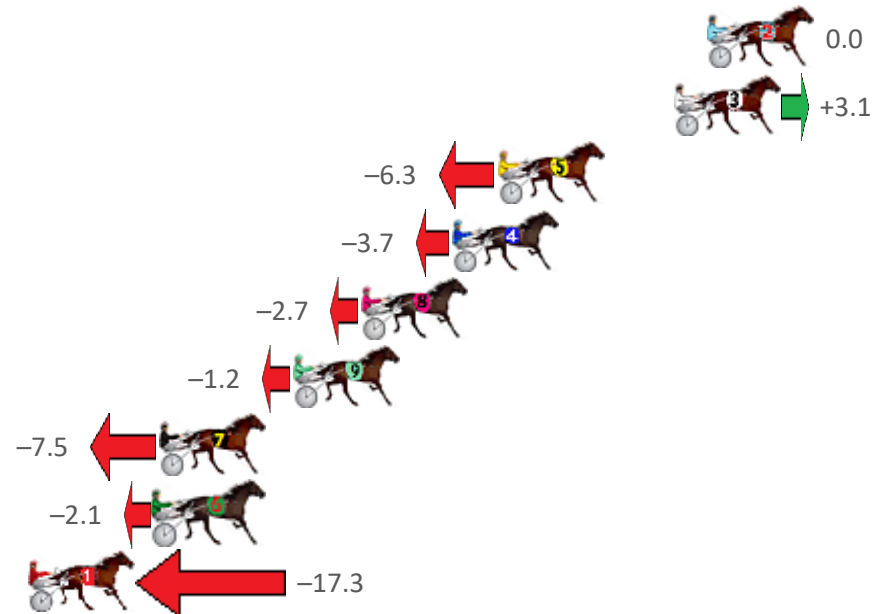
# Redcliffe Race 6 Distance 1780m

Tuesday, 29 September 2020

Gross Time: 2:11.70 MileRate: 1:59.10 LeadTime: 11.50s First Qtr: 31.80s Second Qtr: 30.10s Third Qtr: 29.00s Fourth Qtr: 29.30s

NoHorse	Plc	Margin	Time	800Time (W)	400 Time (W)
2 KWASII	1	0.0m	2:11.70	58.30s (0)	29.30s (0)
3 ROCKNROLL DA GAMA	2	1.3m	2:11.80	58.08s (0)	29.02s (0)
5 MISTER DECORUM	3	8.3m	2:12.34	58.76s (1)	29.60s (1)
4 NEWMERELLA MOLLY	4	10.1m	2:12.48	58.57s (1)	29.45s (2)
8 A ROCKNROLL LEGACY	5	13.7m	2:12.75	58.50s (1)	29.31s (1)
9 PATCHWORK JET	6	16.4m	2:12.96	58.39s (1)	29.45s (3)
7 CHUMP CHOP	7	21.7m	2:13.37	58.84s (0)	29.66s (0)
6 HIGH ON MONTANA	8	21.9m	2:13.38	58.45s (1)	30.17s (3)
1 ALLY PINK	9	26.9m	2:13.77	59.55s (0)	30.44s (0)

Finish Position and metres gained from 800m



Sectionals  
Powered by



Home of Australian Harness Sectionals

Get your sectionals delivered to your inbox daily

Check out [www.pjdata.com.au](http://www.pjdata.com.au)



The Racing Queensland Board (trading as Racing Queensland) and provider are not responsible for the completeness or accuracy of any of the information contained herein, and makes no representations about its suitability for any purpose.



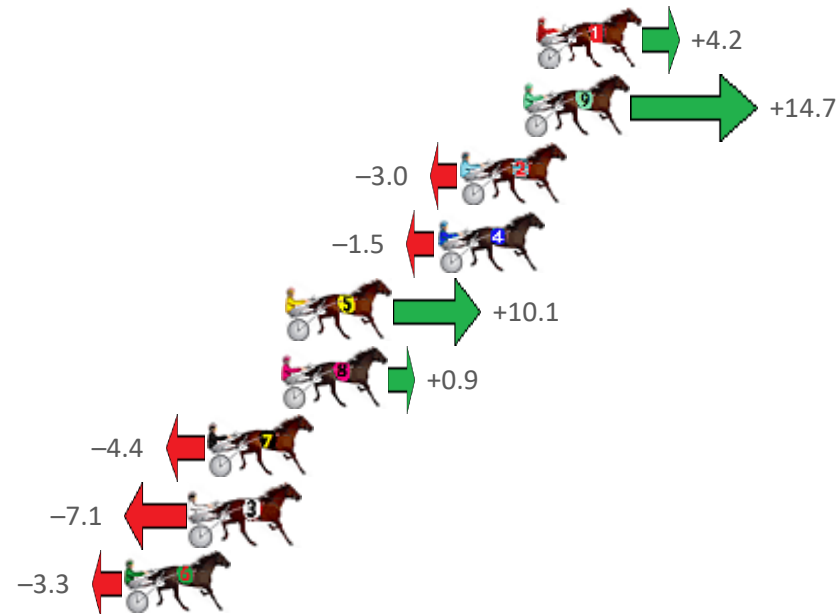
# Redcliffe Race 7 Distance 1780m

Tuesday, 29 September 2020

Gross Time: 2:12.00 MileRate: 1:59.30 LeadTime: 11.40s First Qtr: 31.50s Second Qtr: 30.90s Third Qtr: 29.20s Fourth Qtr: 29.00s

NoHorse	Plc	Margin	Time	800Time (W)	400 Time (W)
1 SPECIAL RESERVE	1	0.0m	2:12.00	57.90s (0)	28.70s (0)
9 PSYCHEDELIC	2	0.5m	2:12.04	57.14s (1)	28.72s (2)
2 FEELINGFORAMIRACLE	3	3.0m	2:12.23	58.42s (0)	29.22s (0)
4 LETS GO BETTER	4	3.9m	2:12.30	58.31s (1)	29.14s (1)
5 EH EF EL	5	9.9m	2:12.75	57.47s (1)	28.79s (2)
8 LEXUS ON THE BEACH	6	10.1m	2:12.77	58.13s (1)	28.85s (1)
7 CALL ME YOURS	7	13.0m	2:12.99	58.52s (0)	29.27s (0)
3 CRACKA STRIDE	8	13.7m	2:13.04	58.71s (1)	29.51s (1)
6 HAWKOWL	9	16.3m	2:13.24	58.44s (0)	29.14s (0)

Finish Position and metres gained from 800m



Sectionals  
Powered by



Home of Australian Harness Sectionals

Get your sectionals delivered to your inbox daily

Check out [www.pjdata.com.au](http://www.pjdata.com.au)



The Racing Queensland Board (trading as Racing Queensland) and provider are not responsible for the completeness or accuracy of any of the information contained herein, and makes no representations about its suitability for any purpose.

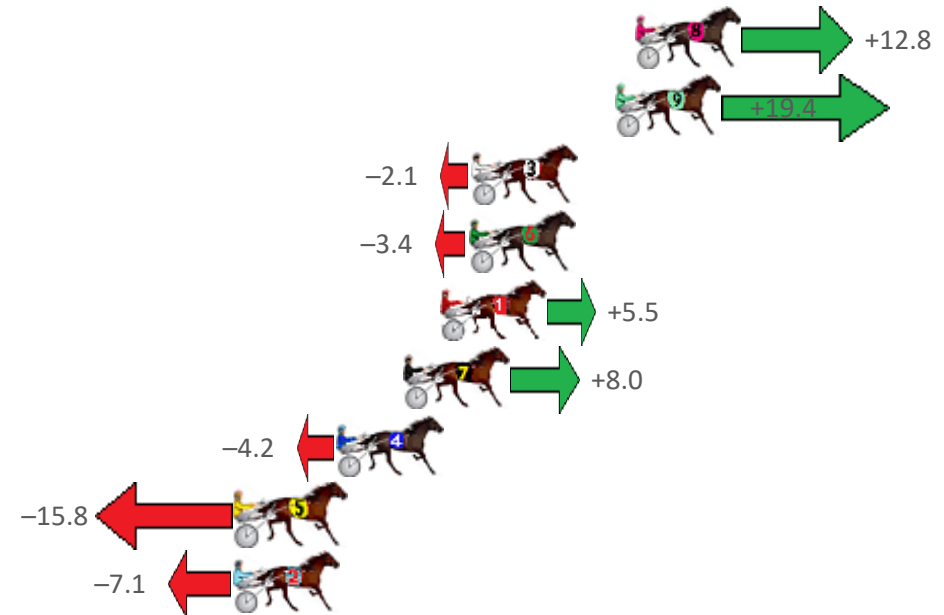
# Redcliffe Race 8 Distance 2040m

Tuesday, 29 September 2020

Gross Time: 2:32.70 MileRate: 2:00.40 LeadTime: 30.50s First Qtr: 30.80s Second Qtr: 31.60s Third Qtr: 30.00s Fourth Qtr: 29.80s

NoHorse	Plc	Margin	Time	800Time (W)	400 Time (W)
8 VENUS JUJON	1	0.0m	2:32.70	58.85s (1)	29.58s (2)
9 VIEWBYTHEROCK	2	0.8m	2:32.76	58.36s (0)	28.91s (2)
3 COPPICE	3	6.5m	2:33.21	59.96s (0)	29.96s (0)
6 ARTISTIC SAINT	4	6.6m	2:33.22	60.05s (1)	30.04s (1)
1 LANCELOT BROMAC	5	7.7m	2:33.30	59.39s (0)	29.45s (1)
7 MOTU AMETHYST	6	9.2m	2:33.42	59.21s (1)	29.90s (2)
4 SHADYS DELIGHT	7	11.8m	2:33.62	60.11s (1)	30.11s (1)
5 ROLL WITH ROCKY	8	15.8m	2:33.93	60.97s (0)	30.97s (0)
2 HESLUVABLE	9	15.9m	2:33.94	60.33s (0)	30.34s (0)

Finish Position and metres gained from 800m



Sectionals  
Powered by



Home of Australian Harness Sectionals

Get your sectionals delivered to your inbox daily

Check out [www.pjdata.com.au](http://www.pjdata.com.au)



The Racing Queensland Board (trading as Racing Queensland) and provider are not responsible for the completeness or accuracy of any of the information contained herein, and makes no representations about its suitability for any purpose.



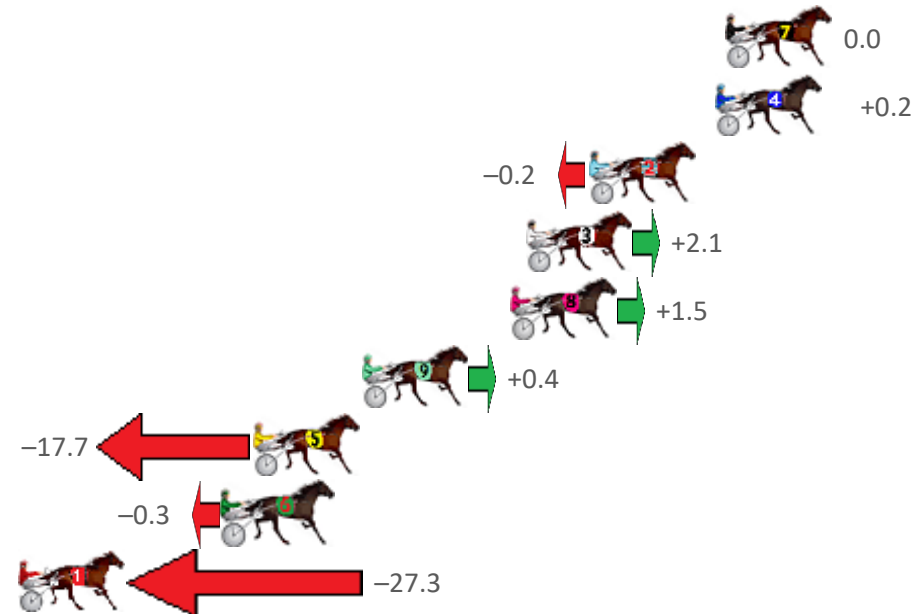
# Redcliffe Race 9 Distance 1780m

Tuesday, 29 September 2020

Gross Time: 2:14.50 MileRate: 2:01.60 LeadTime: 11.90s First Qtr: 31.50s Second Qtr: 32.80s Third Qtr: 29.00s Fourth Qtr: 29.30s

NoHorse	Plc	Margin	Time	800Time (W)	400 Time (W)
7 BONNIES CAM	1	0.0m	2:14.50	58.30s (0)	29.30s (0)
4 FAST IS BETTOR	2	0.4m	2:14.53	58.29s (1)	29.14s (1)
2 ABBEY DIADEMA	3	5.4m	2:14.91	58.31s (1)	29.17s (1)
3 FORBIDDEN FEELINGS	4	7.9m	2:15.11	58.15s (0)	28.90s (1)
8 ASHLEE NITRO	5	8.5m	2:15.15	58.19s (1)	29.15s (2)
9 RAINBOW STYLING	6	14.4m	2:15.61	58.27s (1)	29.26s (2)
5 IMA REGAL JET	7	18.7m	2:15.94	59.58s (2)	30.20s (2)
6 BARBOO	8	19.9m	2:16.03	58.32s (1)	29.41s (1)
1 BUTCHERS SPECIAL	9	32.3m	2:16.98	60.28s (0)	30.88s (0)

Finish Position and metres gained from 800m



Sectionals  
Powered by



Home of Australian Harness Sectionals

Get your sectionals delivered to your inbox daily

Check out [www.pjdata.com.au](http://www.pjdata.com.au)



The Racing Queensland Board (trading as Racing Queensland) and provider are not responsible for the completeness or accuracy of any of the information contained herein, and makes no representations about its suitability for any purpose.

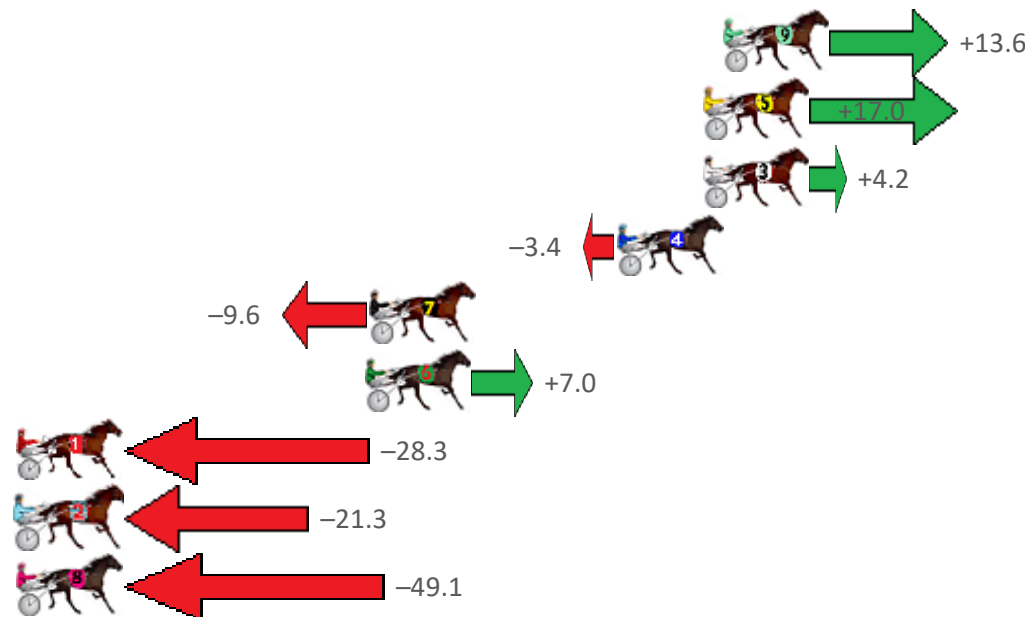
# Redcliffe Race 10 Distance 1780m

Tuesday, 29 September 2020

Gross Time: 2:11.10 MileRate: 1:58.60 LeadTime: 11.40s First Qtr: 29.60s Second Qtr: 31.60s Third Qtr: 29.80s Fourth Qtr: 28.70s

NoHorse	Plc	Margin	Time	800Time (W)	400 Time (W)
9 THE HUMMER	1	0.0m	2:11.10	57.51s (1)	28.03s (2)
5 VIRGIL	2	0.8m	2:11.16	57.26s (1)	27.79s (2)
3 IDEAL TIGER	3	0.8m	2:11.16	58.19s (1)	28.40s (2)
4 MISSINMEMATE	4	4.2m	2:11.42	58.75s (1)	29.00s (1)
7 IN THE PAPER	5	14.0m	2:12.15	59.20s (0)	29.38s (0)
6 LA PLAYER	6	14.2m	2:12.17	57.99s (0)	28.67s (1)
1 ALL GOOD	7	28.3m	2:13.23	60.56s (0)	30.72s (0)
2 BIG IN AMERICA	8	30.7m	2:13.41	60.05s (1)	30.18s (0)
8 JANIES GOT A GUN	9	58.3m	2:15.49	62.07s (0)	31.56s (0)

Finish Position and metres gained from 800m



Sectionals  
Powered by



Home of Australian Harness Sectionals

Get your sectionals delivered to your inbox daily

Check out [www.pjdata.com.au](http://www.pjdata.com.au)



The Racing Queensland Board (trading as Racing Queensland) and provider are not responsible for the completeness or accuracy of any of the information contained herein, and makes no representations about its suitability for any purpose.