

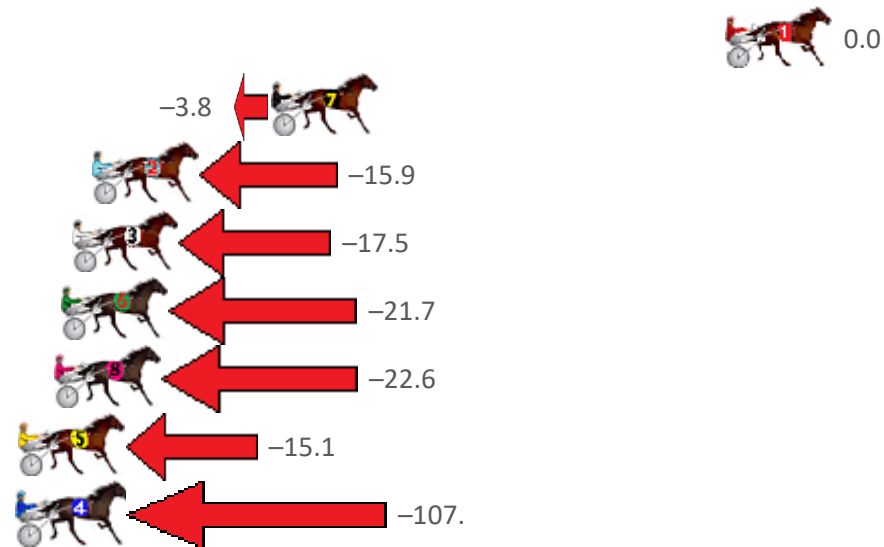
# Marburg Race 1 Distance 1850m

Monday, 5 October 2020

Gross Time: 2:19.10 MileRate: 2:01.00 LeadTime: 17.70s First Qtr: 29.20s Second Qtr: 32.40s Third Qtr: 29.20s Fourth Qtr: 30.60s

NoHorse	Plc	Margin	Time	800Time (W)	400 Time (W)
1 ELLE JAY	1	0.0m	2:19.10	59.80s (0)	30.60s (0)
7 GROOVY MISS ANNIE	2	18.0m	2:20.54	60.08s (1)	31.28s (2)
2 POSER	3	25.1m	2:21.11	60.98s (0)	31.58s (0)
3 ROCKA BELLA	4	25.9m	2:21.17	61.10s (1)	31.67s (1)
6 OOZINVILLE	5	26.3m	2:21.21	61.41s (0)	32.02s (0)
8 REDDY FIRE	6	26.6m	2:21.23	61.48s (1)	32.05s (1)
5 TEACHERS PET	7	29.1m	2:21.43	60.92s (0)	31.72s (2)
4 LITTLE AUCKLAND	8	147.6m	2:30.92	67.80s (0)	34.98s (0)

Finish Position and metres gained from 800m



Sectionals  
Powered by



Home of Australian Harness Sectionals

Get your sectionals delivered to your inbox daily

Check out [www.pjdata.com.au](http://www.pjdata.com.au)



The Racing Queensland Board (trading as Racing Queensland) and provider are not responsible for the completeness or accuracy of any of the information contained herein, and makes no representations about its suitability for any purpose.

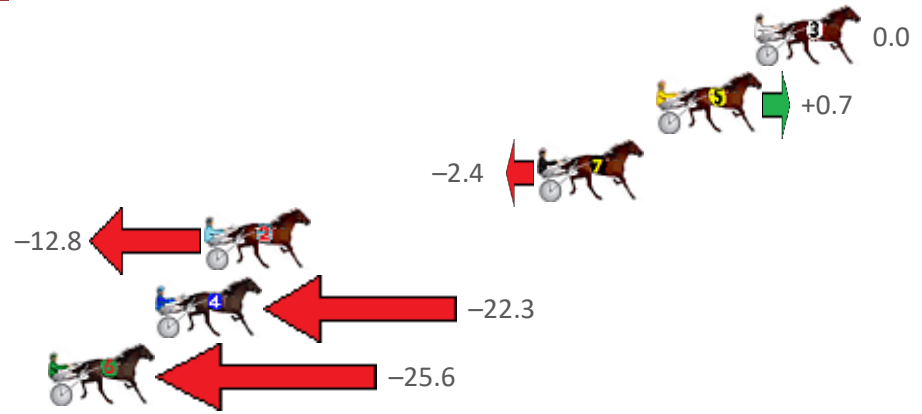
# Marburg Race 2 Distance 1850m

Monday, 5 October 2020

Gross Time: 2:17.30 MileRate: 1:59.40 LeadTime: 16.80s First Qtr: 30.80s Second Qtr: 30.90s Third Qtr: 29.00s Fourth Qtr: 29.80s

NoHorse	Plc	Margin	Time	800Time (W)	400 Time (W)
3 FAST IS BETTOR	1	0.0m	2:17.30	58.80s (0)	29.80s (0)
5 IMA BEACH BABE	2	3.9m	2:17.60	58.75s (0)	29.75s (0)
7 NIGHT NINJA	3	8.6m	2:17.97	58.98s (1)	30.19s (2)
2 ROCKNROLL DA GAMA	4	21.8m	2:19.00	59.74s (0)	30.63s (0)
4 PITTSWORTH MAN	5	23.7m	2:19.15	60.43s (1)	31.07s (1)
6 DOMESTIC ART	6	36.0m	2:20.11	60.67s (1)	31.56s (1)

Finish Position and metres gained from 800m



Sectionals  
Powered by



Home of Australian Harness Sectionals

Get your sectionals delivered to your inbox daily

Check out [www.pjdata.com.au](http://www.pjdata.com.au)



The Racing Queensland Board (trading as Racing Queensland) and provider are not responsible for the completeness or accuracy of any of the information contained herein, and makes no representations about its suitability for any purpose.

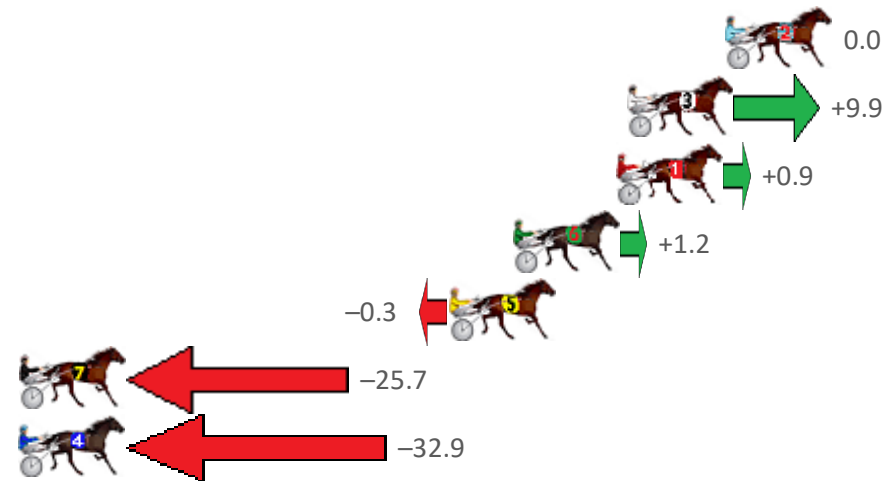
# Marburg Race 3 Distance 1850m

Monday, 5 October 2020

Gross Time: 2:19.00 MileRate: 2:01.00 LeadTime: 17.50s First Qtr: 31.30s Second Qtr: 30.60s Third Qtr: 29.70s Fourth Qtr: 29.90s

NoHorse	Plc	Margin	Time	800Time (W)	400 Time (W)
2 GOSLING IN FLIGHT	1	0.0m	2:19.00	59.60s (0)	29.90s (0)
3 HESLUVABLE	2	3.9m	2:19.31	58.87s (0)	29.42s (2)
1 PAGO PAGO	3	4.3m	2:19.34	59.53s (0)	29.91s (0)
6 ALL GOOD WALLY	4	8.4m	2:19.66	59.51s (0)	29.90s (0)
5 ABERCROMBIE TAB	5	10.9m	2:19.85	59.62s (1)	30.06s (1)
7 WATYOUSEEISWATUGE	6	31.7m	2:21.48	61.50s (1)	31.91s (1)
4 JINGLES BROMAC	7	49.3m	2:22.86	62.04s (1)	32.15s (0)

Finish Position and metres gained from 800m



Sectionals  
Powered by



Home of Australian Harness Sectionals

Get your sectionals delivered to your inbox daily

Check out [www.pjdata.com.au](http://www.pjdata.com.au)



The Racing Queensland Board (trading as Racing Queensland) and provider are not responsible for the completeness or accuracy of any of the information contained herein, and makes no representations about its suitability for any purpose.

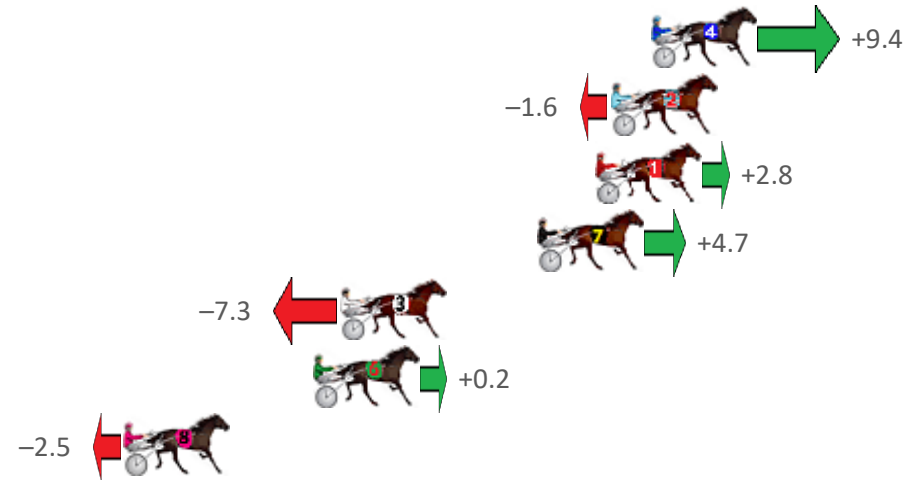
# Marburg Race 4 Distance 1850m

Monday, 5 October 2020

Gross Time: 2:18.10 MileRate: 2:00.20 LeadTime: 16.40s First Qtr: 30.50s Second Qtr: 31.10s Third Qtr: 30.10s Fourth Qtr: 30.00s

NoHorse	Plc	Margin	Time	800Time (W)	400 Time (W)
4 MAJOR LUCKY	1	0.0m	2:18.10	59.40s (1)	29.48s (2)
2 ONE LAST ROLL	2	1.6m	2:18.23	60.22s (0)	30.12s (0)
1 SHADYS DELIGHT	3	2.2m	2:18.27	59.89s (0)	29.85s (0)
7 BARA JAYLA	4	4.5m	2:18.45	59.75s (0)	29.69s (1)
3 MY ULTIMATE HELL	5	12.3m	2:19.07	60.65s (1)	30.60s (1)
6 NEWMERELLA MOLLY	6	13.4m	2:19.15	60.09s (0)	30.82s (2)
8 DARBY BRIGHTS	7	20.9m	2:19.74	60.29s (0)	30.38s (0)

Finish Position and metres gained from 800m



Sectionals  
Powered by



Home of Australian Harness Sectionals

Get your sectionals delivered to your inbox daily

Check out [www.pjdata.com.au](http://www.pjdata.com.au)



The Racing Queensland Board (trading as Racing Queensland) and provider are not responsible for the completeness or accuracy of any of the information contained herein, and makes no representations about its suitability for any purpose.

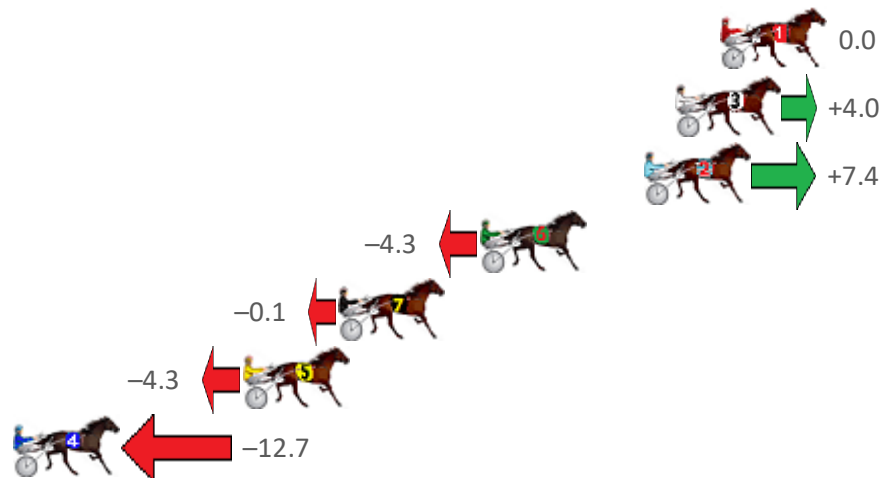
# Marburg Race 5 Distance 1850m

Monday, 5 October 2020

Gross Time: 2:18.30 MileRate: 2:00.30 LeadTime: 16.60s First Qtr: 30.00s Second Qtr: 30.40s Third Qtr: 29.50s Fourth Qtr: 31.80s

NoHorse	Plc	Margin	Time	800Time (W)	400 Time (W)
1 MISTER DECORUM	1	0.0m	2:18.30	61.30s (0)	31.80s (0)
3 CANNAN	2	1.8m	2:18.45	61.00s (1)	31.61s (1)
2 MOONLIGHT BUTCHER	3	3.0m	2:18.55	60.74s (1)	31.33s (1)
6 BONNIES CAM	4	9.5m	2:19.09	61.63s (0)	32.22s (0)
7 KAY NORA SHANNON	5	15.1m	2:19.55	61.31s (1)	31.92s (1)
5 IMA REGAL JET	6	18.9m	2:19.87	61.63s (0)	32.17s (0)
4 FORBIDDEN FEELINGS	7	32.7m	2:21.02	62.27s (1)	32.69s (1)

Finish Position and metres gained from 800m



Sectionals  
Powered by



Home of Australian Harness Sectionals

Get your sectionals delivered to your inbox daily

Check out [www.pjdata.com.au](http://www.pjdata.com.au)



The Racing Queensland Board (trading as Racing Queensland) and provider are not responsible for the completeness or accuracy of any of the information contained herein, and makes no representations about its suitability for any purpose.


# Marburg Race 6 Distance 1850m

Monday, 5 October 2020

Gross Time: 2:19.30 MileRate: 2:01.20 LeadTime: 16.70s First Qtr: 32.50s Second Qtr: 31.80s Third Qtr: 28.30s Fourth Qtr: 30.00s

NoHorse	Plc	Margin	Time	800Time (W)	400 Time (W)
2 JEWEL OF PEAK	1	0.0m	2:19.30	58.30s (1)	30.00s (0)
3 ROCKNROLL PROMISE	2	5.4m	2:19.72	58.36s (1)	30.21s (1)
5 MAFFIOSO GIRL	3	5.7m	2:19.75	57.61s (1)	29.35s (1)
4 BEEF CITY STARZZZ	4	13.6m	2:20.37	58.53s (1)	30.33s (0)
6 KETTERING GIRL	5	20.1m	2:20.88	59.35s (0)	29.81s (0)
7 PLAYNSERIOUS	6	38.5m	2:22.33	60.32s (0)	31.16s (1)
1 THE WARP REACTOR	7	258.3m	2:39.60	76.96s (0)	47.91s (0)

Finish Position and metres gained from 800m



Sectionals  
Powered by



Home of Australian Harness Sectionals

Get your sectionals delivered to your inbox daily

Check out [www.pjdata.com.au](http://www.pjdata.com.au)



The Racing Queensland Board (trading as Racing Queensland) and provider are not responsible for the completeness or accuracy of any of the information contained herein, and makes no representations about its suitability for any purpose.

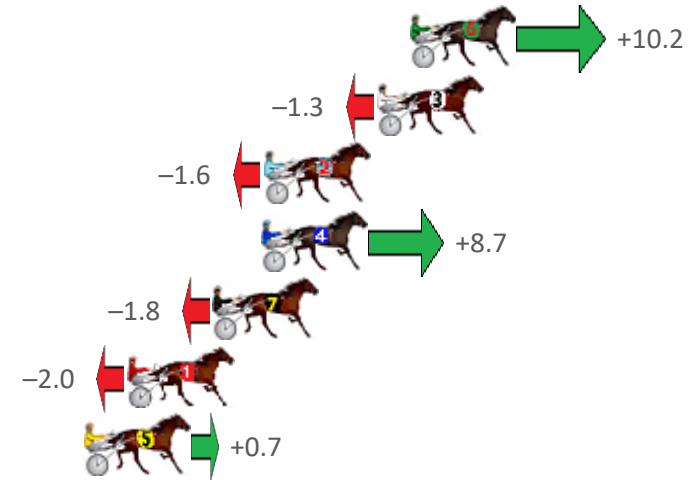
# Marburg Race 7 Distance 1850m

Monday, 5 October 2020

Gross Time: 2:18.40 MileRate: 2:00.40 LeadTime: 16.20s First Qtr: 30.70s Second Qtr: 32.70s Third Qtr: 29.80s Fourth Qtr: 29.00s

NoHorse	Plc	Margin	Time	800Time (W)	400 Time (W)
6 ADRENALINE RUSH	1	0.0m	2:18.40	58.05s (1)	28.44s (1)
3 DONNY JONES	2	1.3m	2:18.50	58.90s (0)	29.09s (0)
2 CONDAFEW	3	5.8m	2:18.84	58.92s (0)	29.12s (0)
4 IDEAL TIGER	4	5.9m	2:18.85	58.16s (1)	28.98s (2)
7 CALLMEDEMARO	5	7.8m	2:18.99	58.93s (1)	29.37s (1)
1 CAMROLLER	6	11.2m	2:19.25	58.95s (0)	29.13s (0)
5 CALL ME YOURS	7	12.9m	2:19.38	58.75s (0)	29.12s (2)

Finish Position and metres gained from 800m



Sectionals  
Powered by



Home of Australian Harness Sectionals

Get your sectionals delivered to your inbox daily

Check out [www.pjdata.com.au](http://www.pjdata.com.au)



The Racing Queensland Board (trading as Racing Queensland) and provider are not responsible for the completeness or accuracy of any of the information contained herein, and makes no representations about its suitability for any purpose.



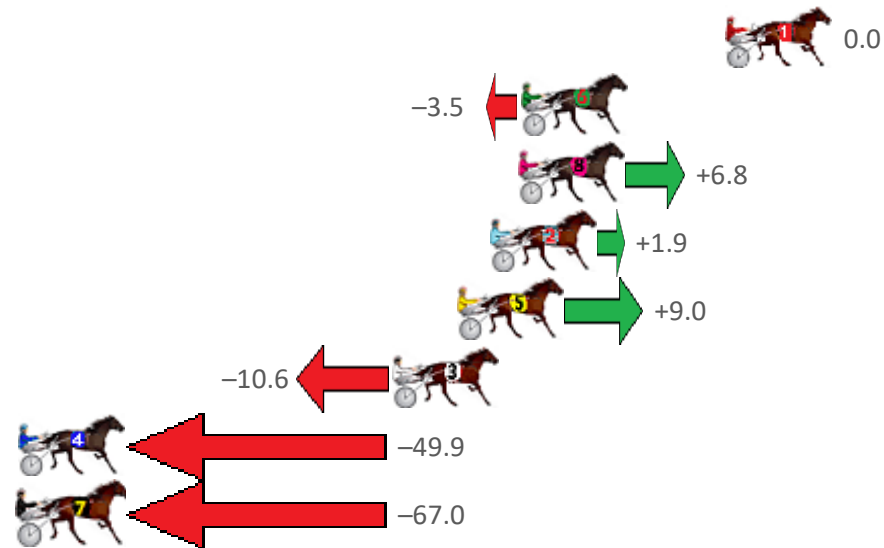
# Marburg Race 8 Distance 2200m

Monday, 5 October 2020

Gross Time: 2:45.70 MileRate: 2:01.20 LeadTime: 43.10s First Qtr: 30.90s Second Qtr: 31.50s Third Qtr: 29.40s Fourth Qtr: 30.80s

No	Horse	Plc	Margin	Time	800Time (W)	400 Time (W)
1	ALE ALE KAI	1	0.0m	2:45.70	60.20s (0)	30.80s (0)
6	SO KOOL MASTER	2	8.1m	2:46.35	60.46s (0)	31.11s (0)
8	KINGOFTHESTARS	3	8.2m	2:46.36	59.69s (2)	31.12s (2)
2	BEEF CITY BLAZE	4	9.3m	2:46.45	60.06s (1)	30.88s (0)
5	MY SECRET BEACH	5	10.6m	2:46.55	59.53s (1)	30.95s (2)
3	KARLOO MAC	6	13.2m	2:46.76	60.99s (1)	31.40s (1)
4	FRANCISCO DE GORE	7	56.7m	2:50.27	63.93s (1)	34.39s (1)
7	FEEL THE REIGN	8	80.8m	2:52.21	65.21s (0)	34.08s (0)

Finish Position and metres gained from 800m



Sectionals  
Powered by



Home of Australian Harness Sectionals

Get your sectionals delivered to your inbox daily

Check out [www.pjdata.com.au](http://www.pjdata.com.au)



The Racing Queensland Board (trading as Racing Queensland) and provider are not responsible for the completeness or accuracy of any of the information contained herein, and makes no representations about its suitability for any purpose.