

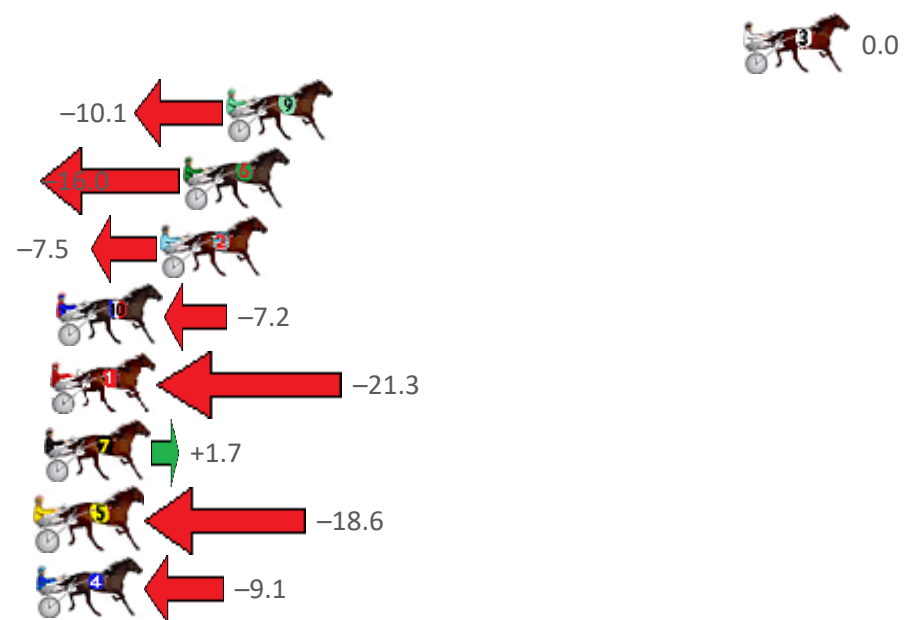
# Albion Park Race 1 Distance 1660m

Friday, 9 October 2020

Gross Time: 1:56.00 MileRate: 1:52.40 LeadTime: 3.50s First Qtr: 27.10s Second Qtr: 29.70s Third Qtr: 27.70s Fourth Qtr: 28.00s

NoHorse	Plc	Margin	Time	800Time (W)	400 Time (W)
3 THE FORTUNATE SON	1	0.0m	1:56.00	55.70s (0)	28.00s (0)
9 NOTORIOUS	2	20.5m	1:57.51	56.40s (0)	28.42s (0)
6 LUCKY UNLUCKY	3	22.2m	1:57.63	56.81s (1)	28.89s (1)
2 IDEAL TIGER	4	23.1m	1:57.70	56.22s (1)	28.29s (1)
10 WHOSTOLEMYPIGEON	5	27.2m	1:58.00	56.20s (1)	28.21s (1)
1 RECIPE FOR DREAMING	6	27.5m	1:58.02	57.17s (0)	29.25s (0)
7 IT AINT THE MONEY	7	27.7m	1:58.04	55.58s (1)	28.58s (0)
5 ROCKNROLL DUDE	8	28.8m	1:58.12	56.99s (1)	29.00s (1)
4 CHANCELESS CENTURY	9	33.5m	1:58.47	56.33s (1)	28.59s (0)

Finish Position and metres gained from 800m



Sectionals  
Powered by



**Home of Australian Harness Sectionals**

Get your sectionals delivered to your inbox daily

Check out [www.pjdata.com.au](http://www.pjdata.com.au)



The Racing Queensland Board (trading as Racing Queensland) and provider are not responsible for the completeness or accuracy of any of the information contained herein, and makes no representations about its suitability for any purpose.

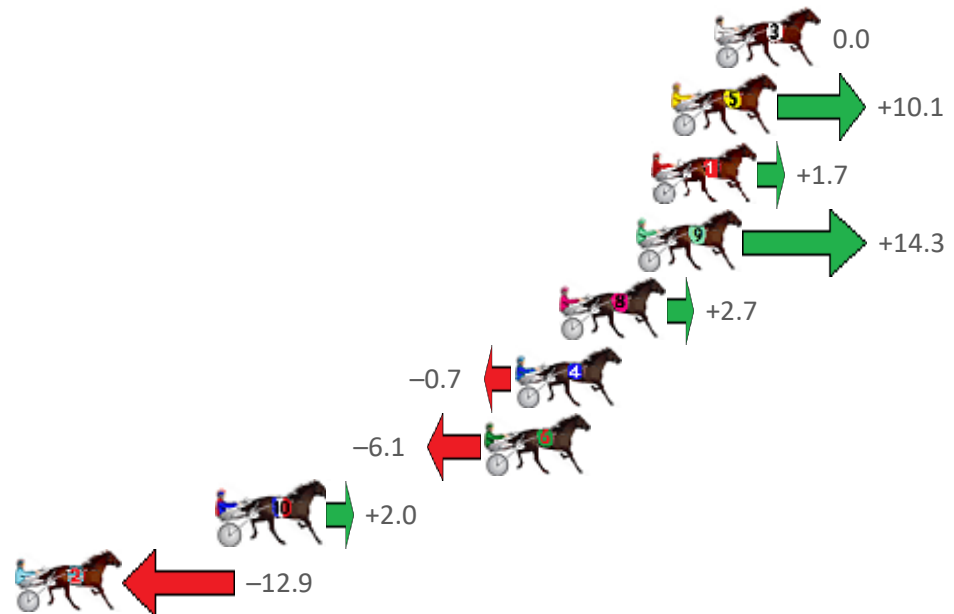
# Albion Park Race 2 Distance 2138m

Friday, 9 October 2020

Gross Time: 2:38.30 MileRate: 1:59.20 LeadTime: 38.70s First Qtr: 32.30s Second Qtr: 30.70s Third Qtr: 28.20s Fourth Qtr: 28.40s

NoHorse	Plc	Margin	Time	800Time (W)	400 Time (W)
3 MARK DENNIS	1	0.0m	2:38.30	56.60s (0)	28.40s (0)
5 WATTLEBANK FLYER	2	1.7m	2:38.43	55.89s (1)	28.07s (2)
1 IDEAL SITUATION	3	2.5m	2:38.49	56.48s (0)	28.21s (0)
9 THREE MUGS IN	4	3.1m	2:38.53	55.59s (1)	27.84s (2)
8 ULTIMATE AD	5	6.1m	2:38.76	56.41s (0)	28.00s (0)
4 SPRINGFIELD SPIRIT	6	7.9m	2:38.89	56.65s (1)	28.48s (1)
6 IMA TOP TYCOON	7	9.1m	2:38.98	57.03s (1)	28.86s (1)
10 INTRANSIT	8	19.6m	2:39.76	56.46s (1)	28.41s (1)
2 CRACKA STRIDE	9	27.7m	2:40.37	57.51s (0)	29.20s (0)

Finish Position and metres gained from 800m



Sectionals  
Powered by



Home of Australian Harness Sectionals

Get your sectionals delivered to your inbox daily

Check out [www.pjdata.com.au](http://www.pjdata.com.au)



The Racing Queensland Board (trading as Racing Queensland) and provider are not responsible for the completeness or accuracy of any of the information contained herein, and makes no representations about its suitability for any purpose.


# Albion Park Race 3 Distance 2138m

Friday, 9 October 2020

Gross Time: 2:37.40 MileRate: 1:58.50 LeadTime: 38.30s First Qtr: 30.40s Second Qtr: 29.60s Third Qtr: 29.20s Fourth Qtr: 29.90s

NoHorse	Plc	Margin	Time	800Time (W)	400 Time (W)
1 UNDERTHEKILT	1	0.0m	2:37.40	58.76s (0)	29.47s (0)
3 WANJIRU	2	2.2m	2:37.57	59.26s (0)	30.00s (0)
11 BUKTHSYSTEM	3	3.0m	2:37.63	58.34s (0)	28.96s (0)
4 IMPRESSIVE DIAMOND	4	5.0m	2:37.79	59.23s (1)	30.27s (1)
5 ALLSTAR SEA	5	6.2m	2:37.89	58.97s (1)	30.02s (1)
12 MONTANA EXPRESS	6	7.5m	2:37.99	57.42s (1)	29.07s (2)
8 SONNY ORLANDO	7	7.8m	2:38.01	59.01s (0)	29.71s (0)
9 DEVOUGED	8	8.9m	2:38.10	58.50s (1)	30.56s (2)
6 GOALKICKER	9	11.1m	2:38.27	58.40s (0)	29.61s (1)
10 COBBLER LANE	10	11.6m	2:38.31	58.37s (1)	30.21s (2)
7 MONTANA LAD	11	15.0m	2:38.57	58.29s (1)	29.99s (2)
2 LETHAL STAR	12	18.6m	2:38.86	59.56s (1)	30.52s (1)

Finish Position and metres gained from 800m



Sectionals  
Powered by



Home of Australian Harness Sectionals

Get your sectionals delivered to your inbox daily

Check out [www.pjdata.com.au](http://www.pjdata.com.au)



The Racing Queensland Board (trading as Racing Queensland) and provider are not responsible for the completeness or accuracy of any of the information contained herein, and makes no representations about its suitability for any purpose.

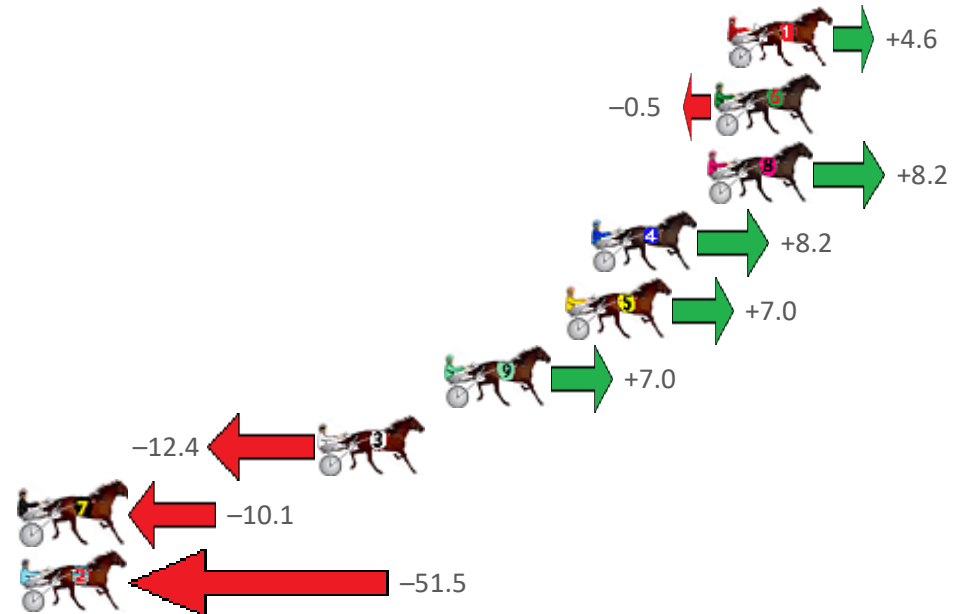
# Albion Park Race 4 Distance 1660m

Friday, 9 October 2020

Gross Time: 2:02.00 MileRate: 1:58.30 LeadTime: 3.60s First Qtr: 28.70s Second Qtr: 32.20s Third Qtr: 28.80s Fourth Qtr: 28.70s

NoHorse	Plc	Margin	Time	800Time (W)	400 Time (W)
1 MOTU AMETHYST	1	0.0m	2:02.00	57.17s (0)	28.40s (0)
6 HUNTAWAY	2	0.5m	2:02.04	57.54s (0)	28.74s (0)
8 OUR RIDGY DIDGE	3	0.8m	2:02.06	56.91s (0)	28.14s (0)
4 FOUR FOR FOUR	4	5.4m	2:02.41	56.91s (1)	28.10s (2)
5 BRONSKI MACARENA	5	6.4m	2:02.48	57.00s (0)	28.24s (0)
9 BILLBOARD BONNIE	6	11.2m	2:02.84	57.00s (1)	28.19s (2)
3 SWEET SANGRIA	7	16.2m	2:03.22	58.39s (1)	29.58s (1)
7 JINGLES BROMAC	8	28.5m	2:04.15	58.22s (0)	29.19s (0)
2 THE CASUAL GOOSE	9	60.5m	2:06.56	61.18s (1)	32.33s (1)

Finish Position and metres gained from 800m



Sectionals  
Powered by



Home of Australian Harness Sectionals

Get your sectionals delivered to your inbox daily

Check out [www.pjdata.com.au](http://www.pjdata.com.au)



The Racing Queensland Board (trading as Racing Queensland) and provider are not responsible for the completeness or accuracy of any of the information contained herein, and makes no representations about its suitability for any purpose.

# Albion Park Race 5 Distance 1660m


Friday, 9 October 2020

Gross Time: 2:00.40 MileRate: 1:56.80 LeadTime: 3.50s First Qtr: 28.90s Second Qtr: 31.40s Third Qtr: 29.80s Fourth Qtr: 26.80s

NoHorse Plc Margin Time 800Time (W) 400 Time (W)

Finish Position and metres gained from 800m

3 MAJOR FERNCO	1	0.0m	2:00.40	56.60s	(0)	26.80s	(0)
7 SHEZ ALL STYLE	2	24.2m	2:02.11	57.06s	(1)	27.93s	(2) -6.6
6 WHERE'S TASCOTT	3	26.7m	2:02.29	57.55s	(1)	27.79s	(2) -13.5
9 JILLIBY JACKPOT	4	28.5m	2:02.41	57.99s	(1)	28.17s	(1) -19.7
4 SEAMARK	5	28.7m	2:02.43	58.30s	(1)	28.50s	(1) -24.1
5 NAUGHTYINHEAVEN	6	30.3m	2:02.54	57.80s	(0)	27.81s	(1) -17.1
1 MISS FRICTION	7	32.1m	2:02.67	58.55s	(0)	28.55s	(0) -27.7
8 KAY NORA SHANNON	8	36.4m	2:02.97	58.56s	(0)	28.53s	(0) -27.8



Sectionals  
Powered by



Home of Australian Harness Sectionals

Get your sectionals delivered to your inbox daily

Check out [www.pjdata.com.au](http://www.pjdata.com.au)



The Racing Queensland Board (trading as Racing Queensland) and provider are not responsible for the completeness or accuracy of any of the information contained herein, and makes no representations about its suitability for any purpose.

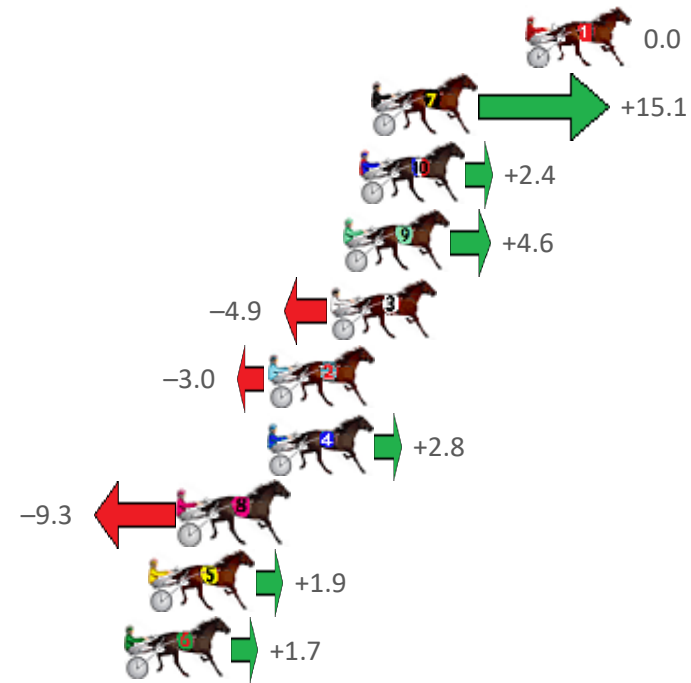
# Albion Park Race 6 Distance 1660m

Friday, 9 October 2020

Gross Time: 2:02.40 MileRate: 1:58.70 LeadTime: 3.40s First Qtr: 29.20s Second Qtr: 31.30s Third Qtr: 28.20s Fourth Qtr: 30.30s

NoHorse	Plc	Margin	Time	800Time (W)	400 Time (W)
1 SHESFEELINPRECIOUS	1	0.0m	2:02.40	58.50s (0)	30.27s (0)
7 ALWAYS AT NIGHT	2	6.1m	2:02.88	57.40s (1)	29.52s (1)
10 LORD DENZEL	3	6.6m	2:02.92	58.33s (0)	29.89s (1)
9 WHATA REACTOR	4	7.2m	2:02.97	58.17s (1)	30.03s (2)
3 MODERNDAY FALCON	5	7.7m	2:03.01	58.86s (1)	30.88s (1)
2 VIC HUNTER	6	10.2m	2:03.21	58.72s (1)	30.53s (1)
4 LA BELLE CHEVAL	6	10.2m	2:03.21	58.30s (0)	29.98s (0)
8 MAGHERA MAGGIE	8	13.7m	2:03.49	59.18s (0)	30.67s (0)
5 FORBIDDEN FEELINGS	9	14.9m	2:03.58	58.36s (1)	30.22s (2)
6 PRIVATE JUJON	10	15.9m	2:03.66	58.38s (0)	29.93s (1)

Finish Position and metres gained from 800m



Sectionals  
Powered by



Home of Australian Harness Sectionals

Get your sectionals delivered to your inbox daily

Check out [www.pjdata.com.au](http://www.pjdata.com.au)



The Racing Queensland Board (trading as Racing Queensland) and provider are not responsible for the completeness or accuracy of any of the information contained herein, and makes no representations about its suitability for any purpose.



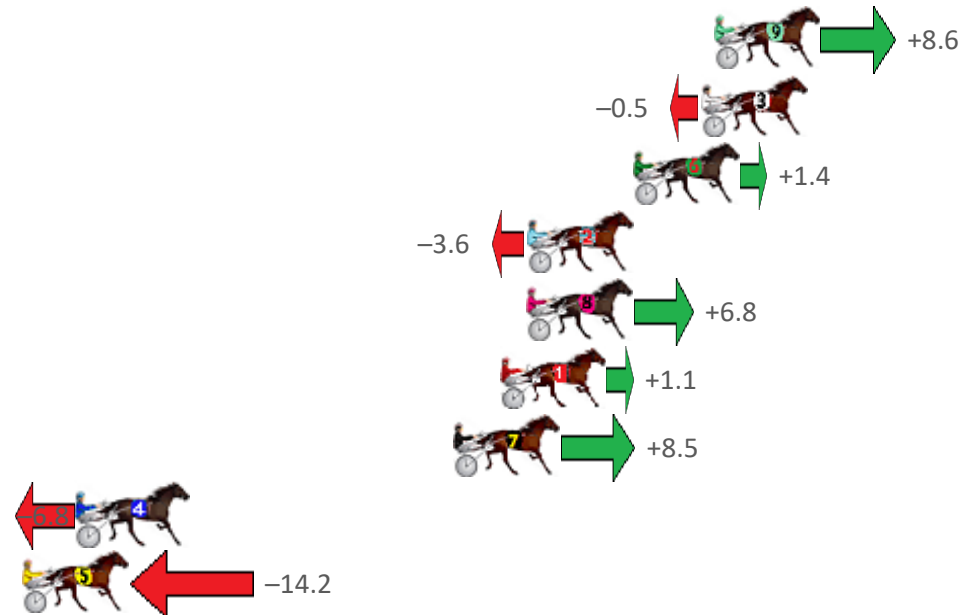
# Albion Park Race 7 Distance 1660m

Friday, 9 October 2020

Gross Time: 2:00.70 MileRate: 1:57.00 LeadTime: 3.50s First Qtr: 27.40s Second Qtr: 31.10s Third Qtr: 29.30s Fourth Qtr: 29.40s

NoHorse	Plc	Margin	Time	800Time (W)	400 Time (W)
9 HIGH ON MONTANA	1	0.0m	2:00.70	58.07s (1)	29.20s (2)
3 STUDLEIGH WILL	2	0.5m	2:00.74	58.74s (0)	29.44s (0)
6 KWASII	3	3.2m	2:00.95	58.60s (0)	29.31s (0)
2 ABERCROMBIE TAB	4	7.4m	2:01.27	58.96s (1)	29.75s (1)
8 KOOKABURRAPRINCESS	4	7.4m	2:01.27	58.20s (0)	29.39s (1)
1 A ROCKNROLL LEGACY	6	8.5m	2:01.36	58.62s (0)	29.38s (0)
7 NIFTY STUDLEIGH	7	10.3m	2:01.49	58.08s (0)	29.16s (0)
4 FIRE ME UP	8	25.2m	2:02.64	59.20s (1)	30.28s (2)
5 RAINBOW STYLING	9	27.4m	2:02.81	59.74s (1)	30.80s (2)

Finish Position and metres gained from 800m



Sectionals  
Powered by



Home of Australian Harness Sectionals

Get your sectionals delivered to your inbox daily

Check out [www.pjdata.com.au](http://www.pjdata.com.au)



The Racing Queensland Board (trading as Racing Queensland) and provider are not responsible for the completeness or accuracy of any of the information contained herein, and makes no representations about its suitability for any purpose.